DEMOCRATIC REPUBLIC OF THE CONGO

Monthly Statistics of Refugees and Asylum Seekers

(as of 31 August 2021) - Page 1

Registered Refugees and Asylum-Seekers in DRC

Key Figures

533,204 Refugees and Asylum Seekers *(as of 31 August 2021)*

517,140 Refugees registered *(as of 31 August 2021)*

16,064 Asylum Seekers *(as of 31 August 2021)*

362,369 Refugees biometrically registered (68%)

83% 5 years and over | 17% < 5 years

Asylum Seekers Population by Country of Origin

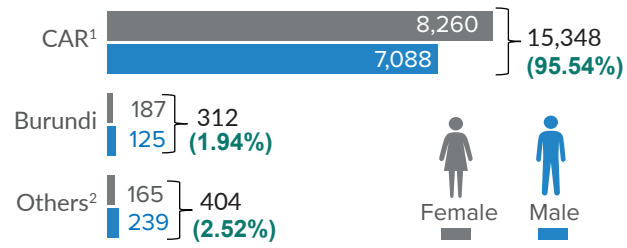

[1] Central African Republic

[2] Others include Rwanda (134), Somalia (97), Angola (25), Republic of Congo(25), Cameroon (19), Syria (16), Chad (15), Mali (11), Liberia (10), Côte d'Ivoire (9), Sudan (7), Palestine (6), Ethiopia (5), Lebanon (5), Niger (5), Kenya (3), Romania (3), Erythrea (2), Gambia (2), Zimbabwe (2), French Guiana (1), Gabon(1) and Sierra Leone (1)

Age and Gender of Refugee Population

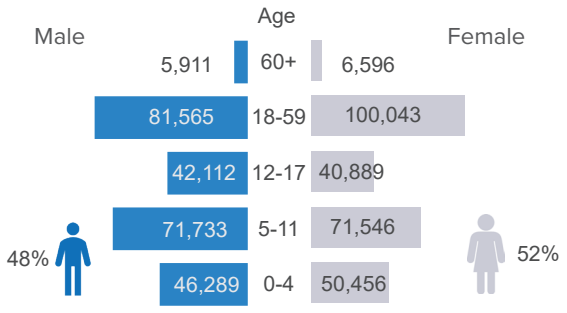

Age and Gender of Asylum Seekers Population

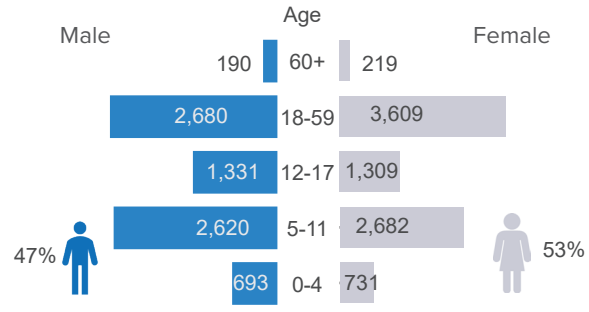

Refugee Population by Type of Location

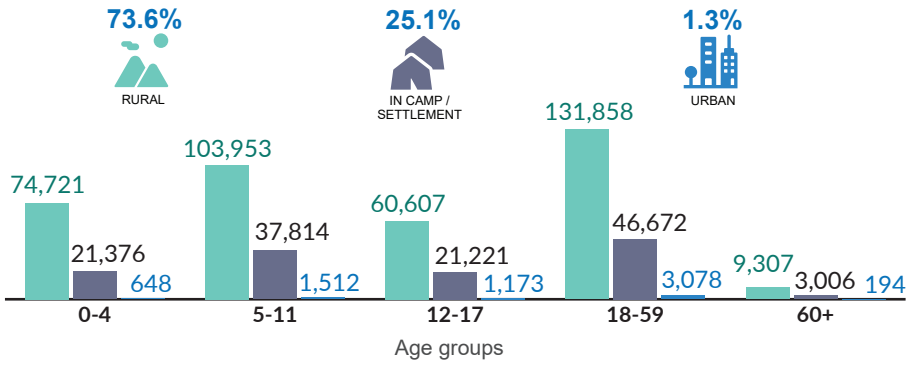

Situation Overview

During this period, the refugee population in the DRC has significantly decreased from 519,188 on 07/31/2021 to 517,140 on 08/31/2021, a decrease of 2,043 people representing 0.4%. The increase in the number of refugees during the month of August is explained by the registration of 134 new births of South Sudanese refugees in Meri and Biringi Settlements. The decrease of 2,977 in the number of refugees during the month is due to the repatriation of 929 Burundian refugees and 1,253 Rwandan refugees to their countries of origin.

As of August 31, the number of asylum seekers in the DRC stood at 16,064 including 15,287 people newly registered in the province of North Ubangi and 777 former cases of various nationalities awaiting their Refugee Status Determination (RSD) in urban areas (Goma (207), Bukavu (4), Lubumbashi (277), Kalemie (52) Kinshasa (187)) and others (50).

Refugee Population by Country of Origin

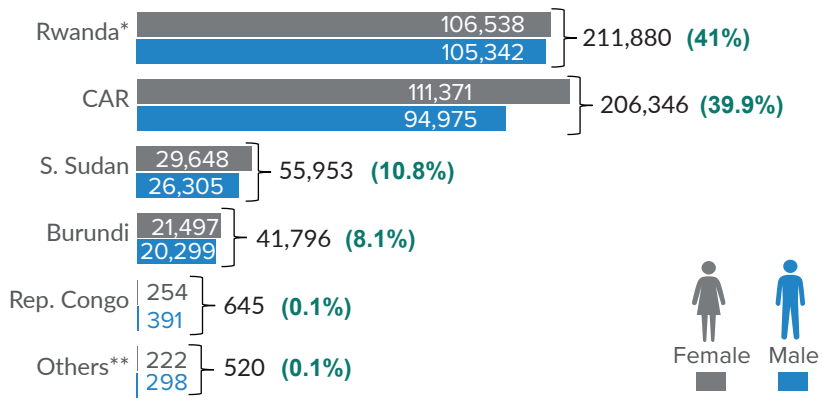

* As of 31 August 2021, 137,424 is the number of Rwandan refugees in the DRC registered by the DRC Government not yet biometrically verified.

** Others include Angola, Sudan, Uganda, Somalia, Ivory Coast, Eritrea, Syria, Liberia, Chad, etc.

Refugee Population Trend (2016 - 2021)

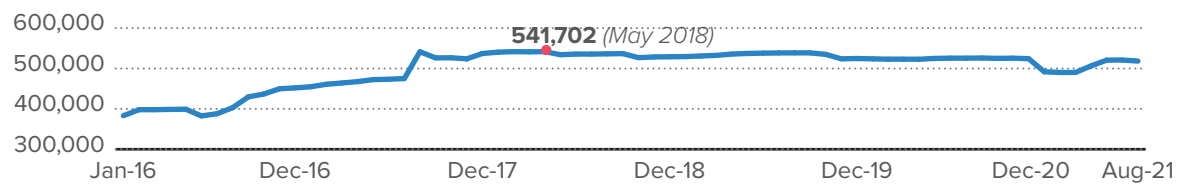

Number of refugees repatriated from the DRC

Countries	2018	2019	2020	2021	Total
Rwanda	3,053	2,136	922	1,253	7,364
Burundi	180	101	1,943	5,612	7,836
CAR	9	3,137	2,061		5,207
Rep. of Congo		3	5		8

Refugee Population by Province in DRC

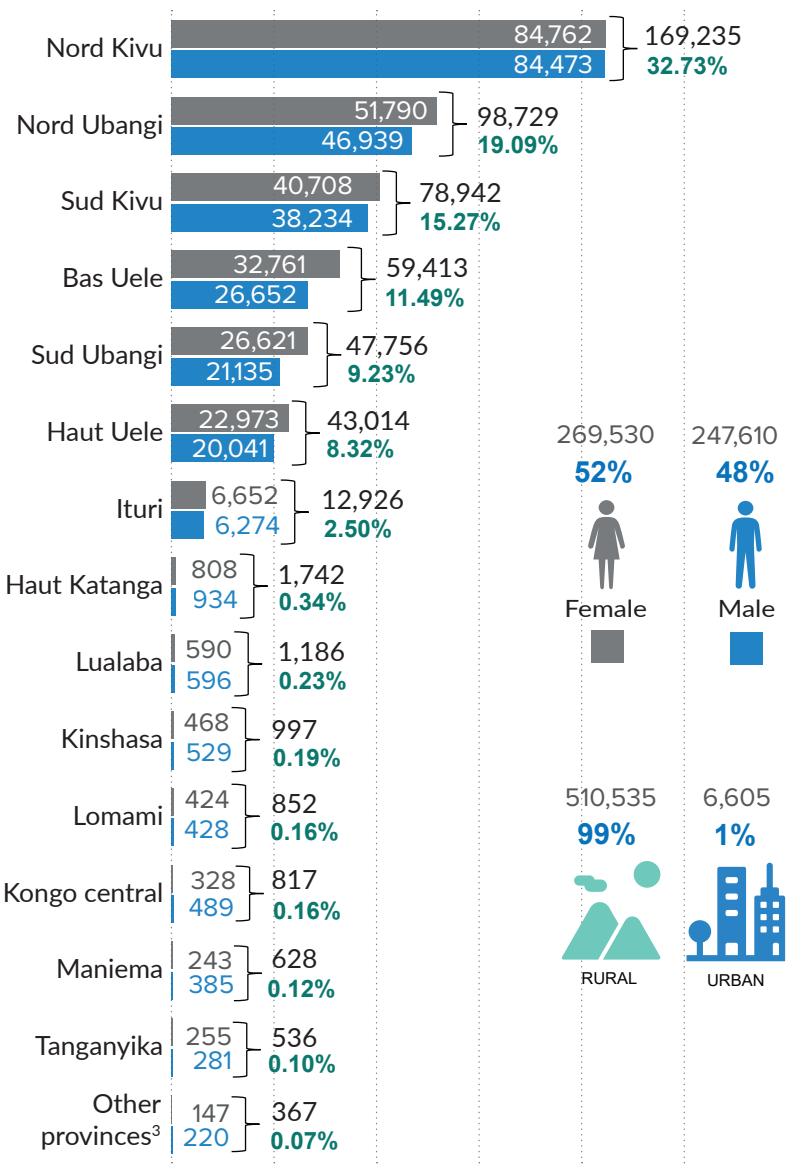

[3] Other provinces include Equateur, Tshuapa and Kasai Oriental.

Locations of Refugee Population in DRC

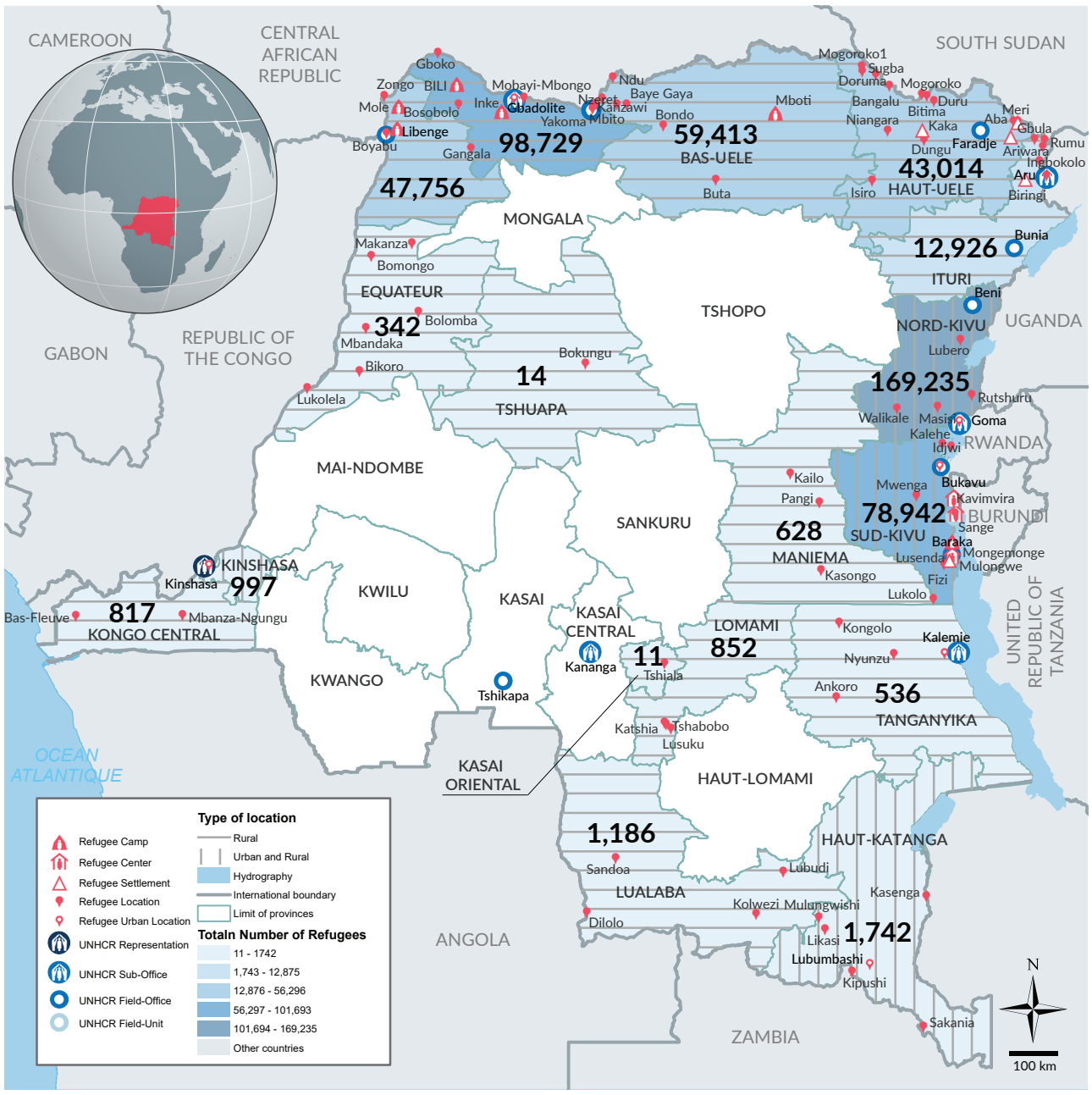

The boundaries and names shown and the designations used on this map do not imply official endorsement or acceptance by the United Nations.

Creation date: 10 September 2021 Source: UNHCR/CNR Feedback: codkidrcim@unhcr.org

Profile of Refugee Population in DRC

Education Levels

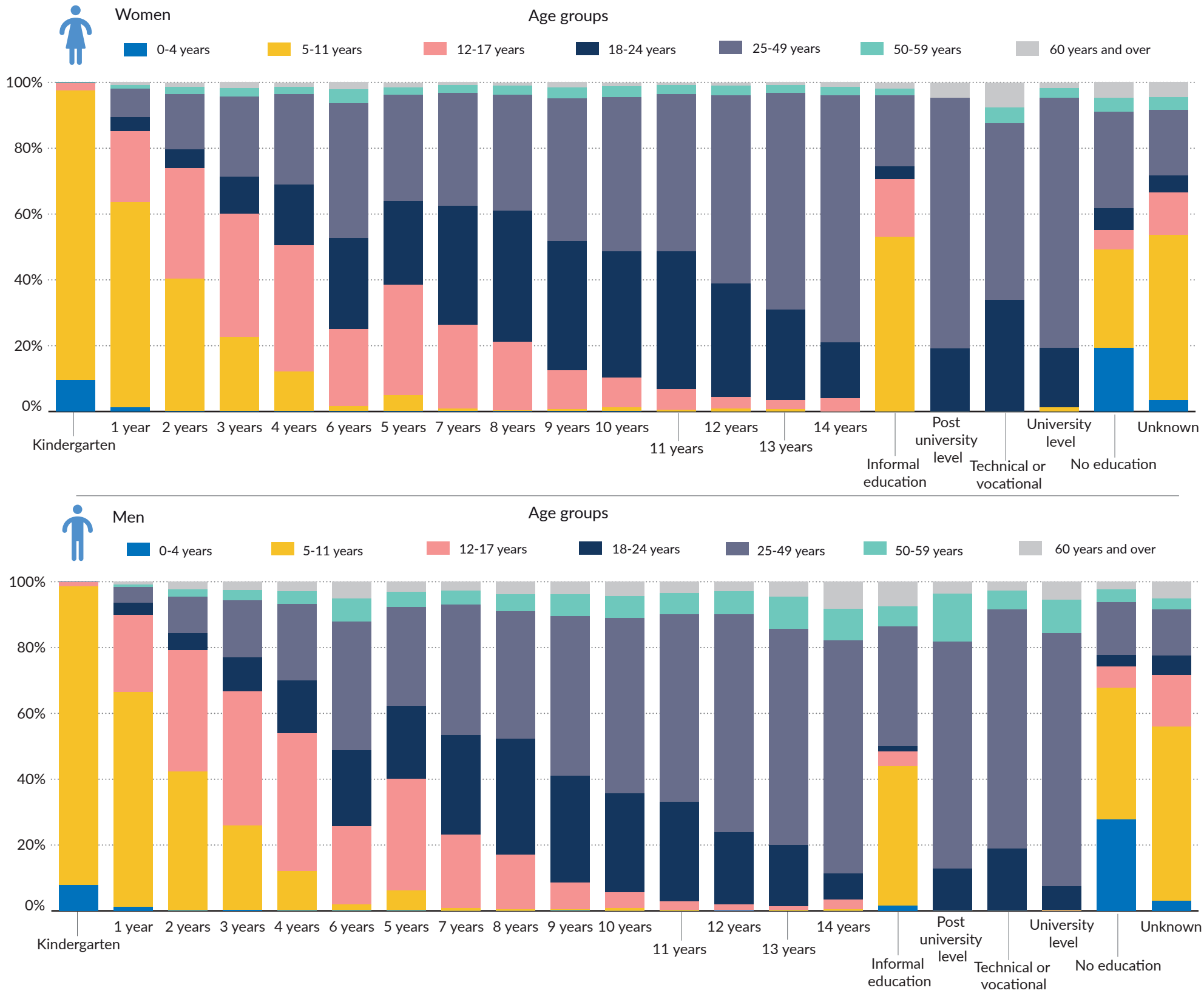

The two graphs above tell us that more than half of the refugee population (53.57%) has never studied. And the proportion of female refugees who have never been to school (31.33%) is higher than that of male refugees who have never been to school (22.24%). The proportion of refugee girls of school age (11%) is close to that of boys of school age (12%). In addition, the proportion of people who had interrupted studies (for one reason or another) is 22%, divided into 10% for women and 12% for men. In addition, it should be noted that very few refugees have a higher education or university level (0.37%).

Persons with specific needs : 43,773

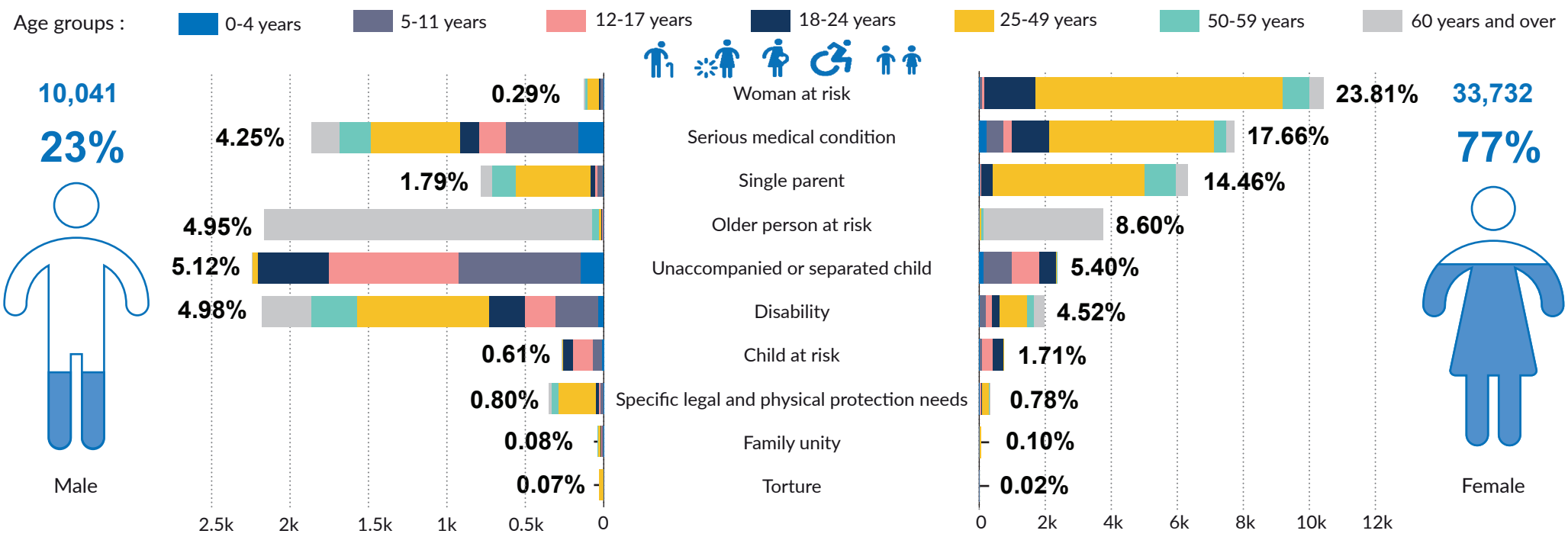

Documentation (issued by the Government) : 71,279 (Number of valid documents as of the reporting date : **45,563** - 64%)

Central African Refugees and Asylum Seekers

Key Figures

221,694 Refugees and Asylum Seekers *(as of 31 August 2021)*

206,346 Refugees registered *(as of 31 August 2021)*

15,348 Asylum Seekers *(as of 31 August 2021)*

195,251 Refugees biometrically registered (95%)

Age and Gender of Refugee Population

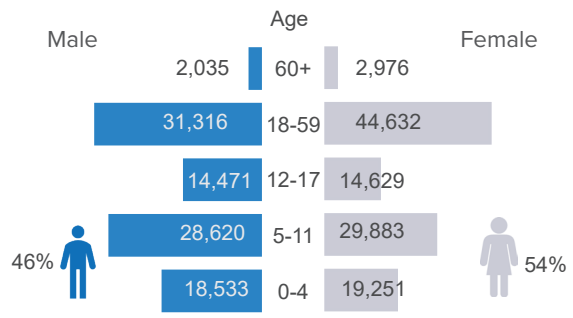

Age and Gender of Asylum Seekers Population

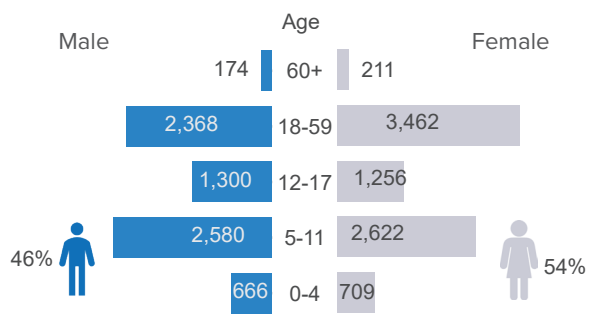

Central African Refugee Population by Type of Location

148,170 **71.81%** RURAL

57,734 **27.98%** IN CAMP

442 **0.21%** URBAN

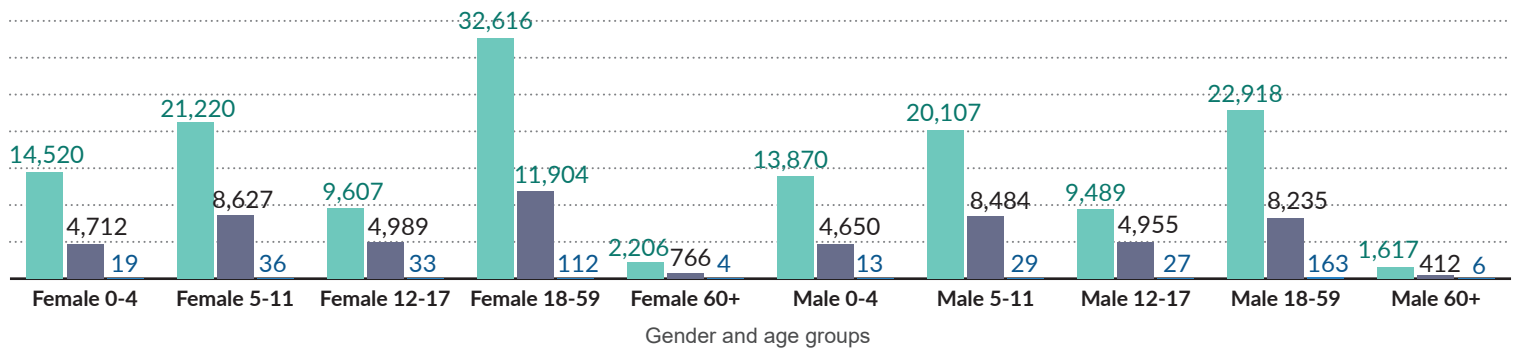

Locations of Central African Refugee Population in DRC

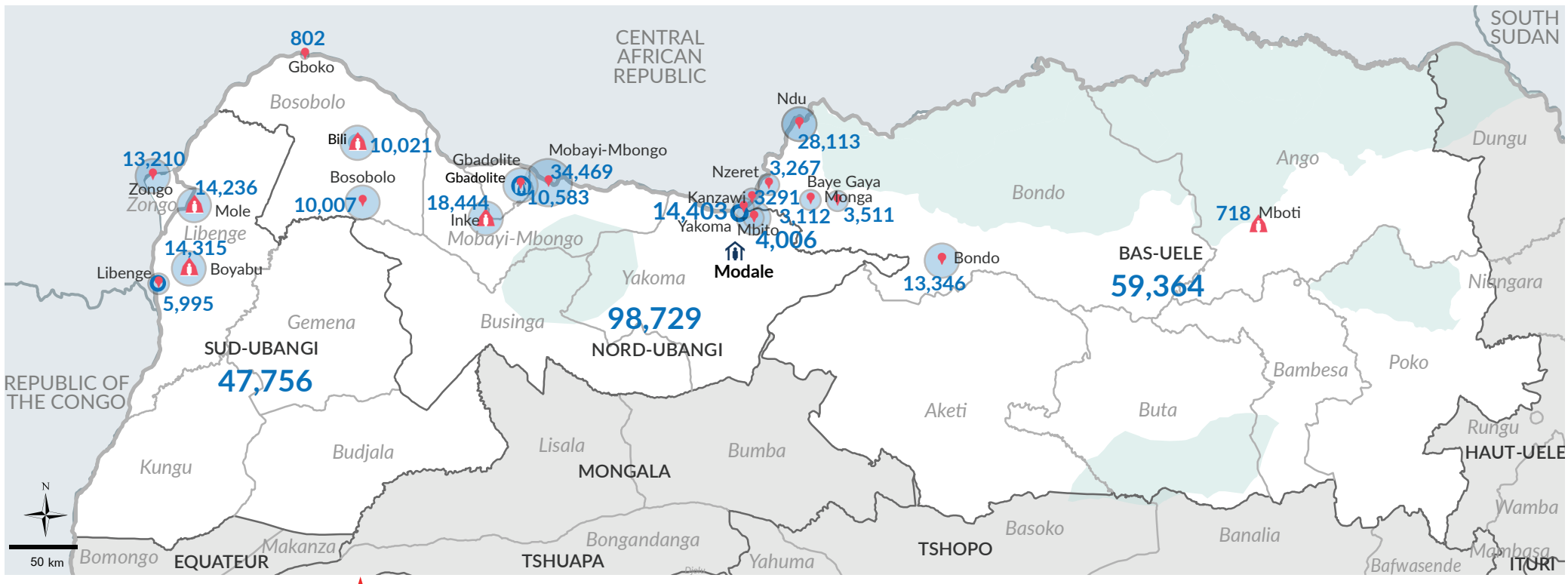

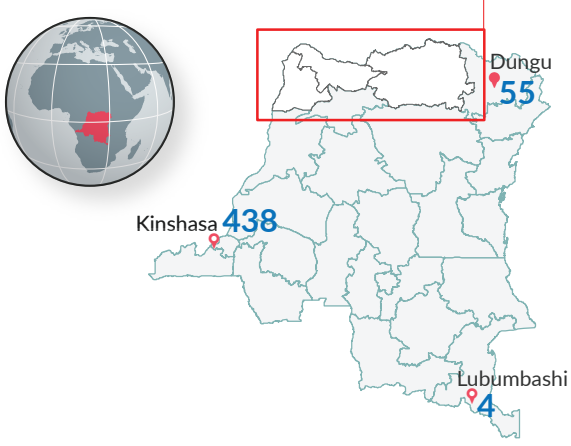

Central African Refugee Population Trend (2016 - 2021)

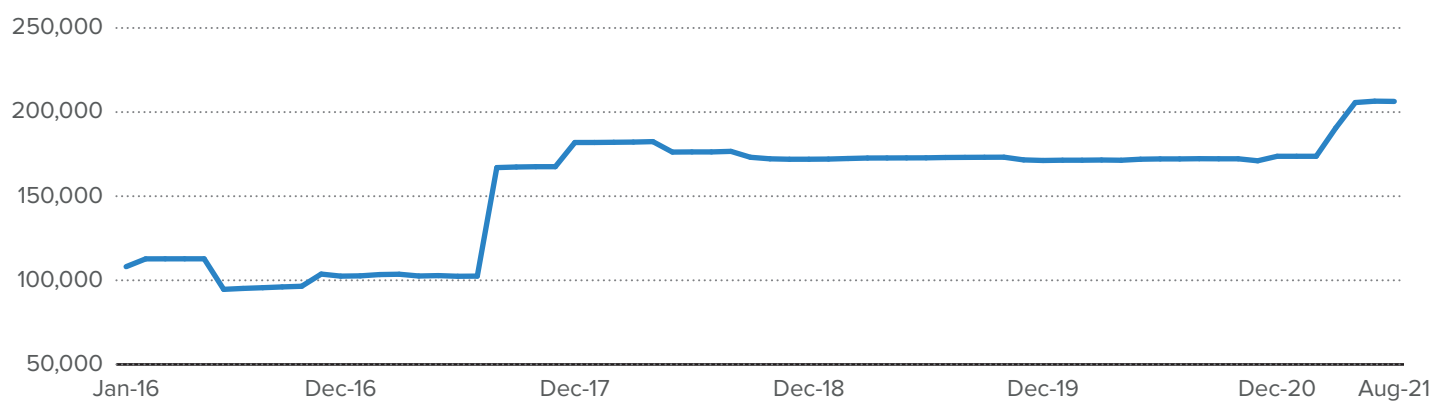

Comments about the figures of Central African refugees

The security situation in the Central African Republic (CAR) deteriorated during the period preceding or following the presidential and legislative elections of December 27, 2020. This situation resulted in an influx of refugees in neighboring countries and in particular in the DRC in the provinces of North Ubangi, South Ubangi and Bas Uele.
As of August 31, 2021, the situation of Central African refugees remained unchanged. The main activity was the relocation of refugees from Yakoma to Modale as well as the preparation of the verification operation of the Central African refugees living in the province of Sud Ubangi in anticipation of the repatriation which could begin in October 2021. The data of Central African refugees will be updated after this exercise.

As a result, the number of Central African refugees in the DRC therefore remained equal to 221,694 people in total, including 206,346 refugees and 15,348 asylum seekers.

The boundaries and names shown and the designations used on this map do not imply official endorsement or acceptance by the United Nations.

Profile of Central African Refugees in DRC

Education Levels

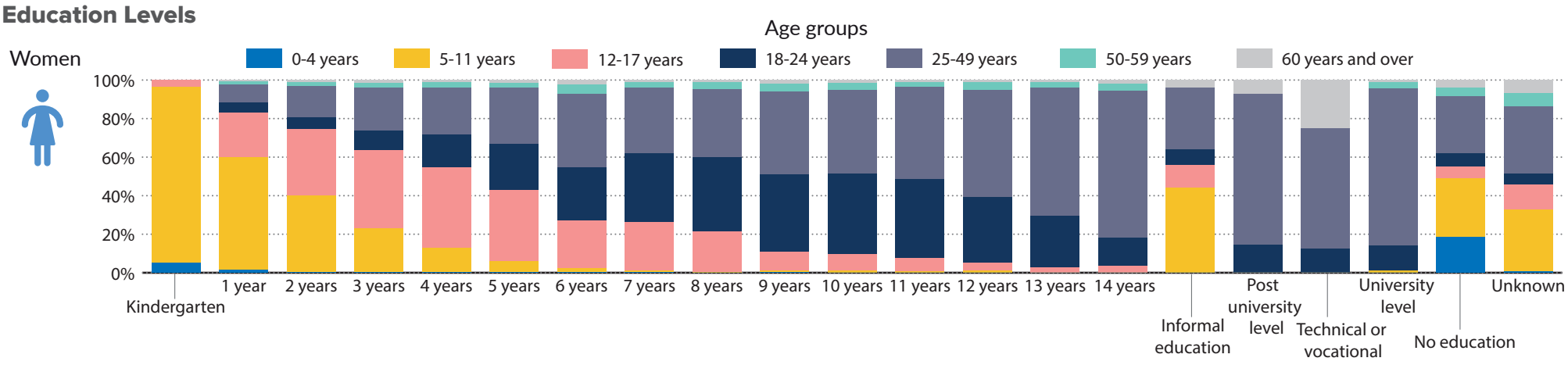

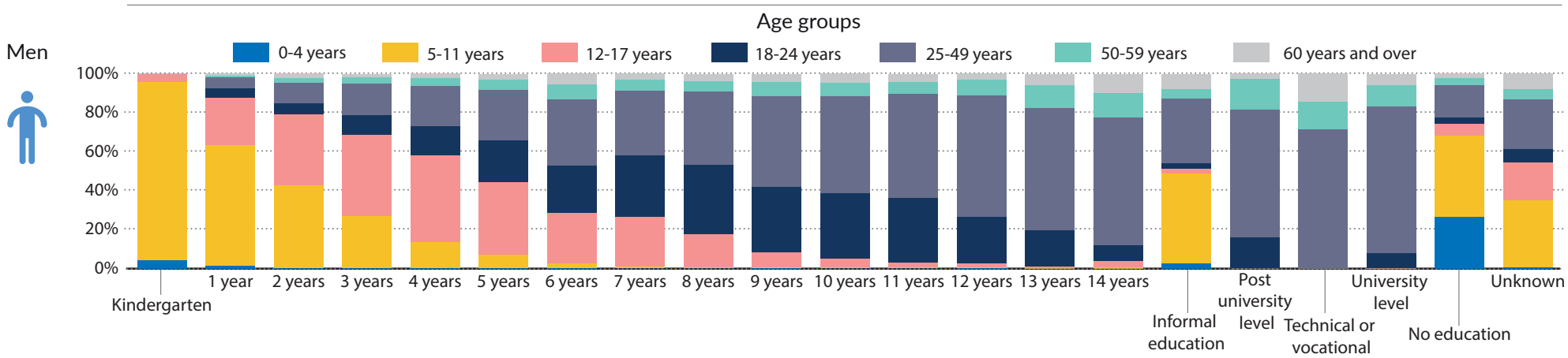

The two graphs above tell us that more than half of Central African refugees (58%) have never studied. And the proportion of female refugees who have never been to school (34.27%) is higher than that of male refugees who have never been to school (24.04%). The proportion of refugee girls of school age (10%) is close to that of boys of school age (11%). In addition, the proportion of people who had interrupted studies (for one reason or another) is 19%, divided into 9% for women and 11% for men. In addition, it should be noted that very few refugees have a higher education or university level (0.28%).

Persons with specific needs : 26,699

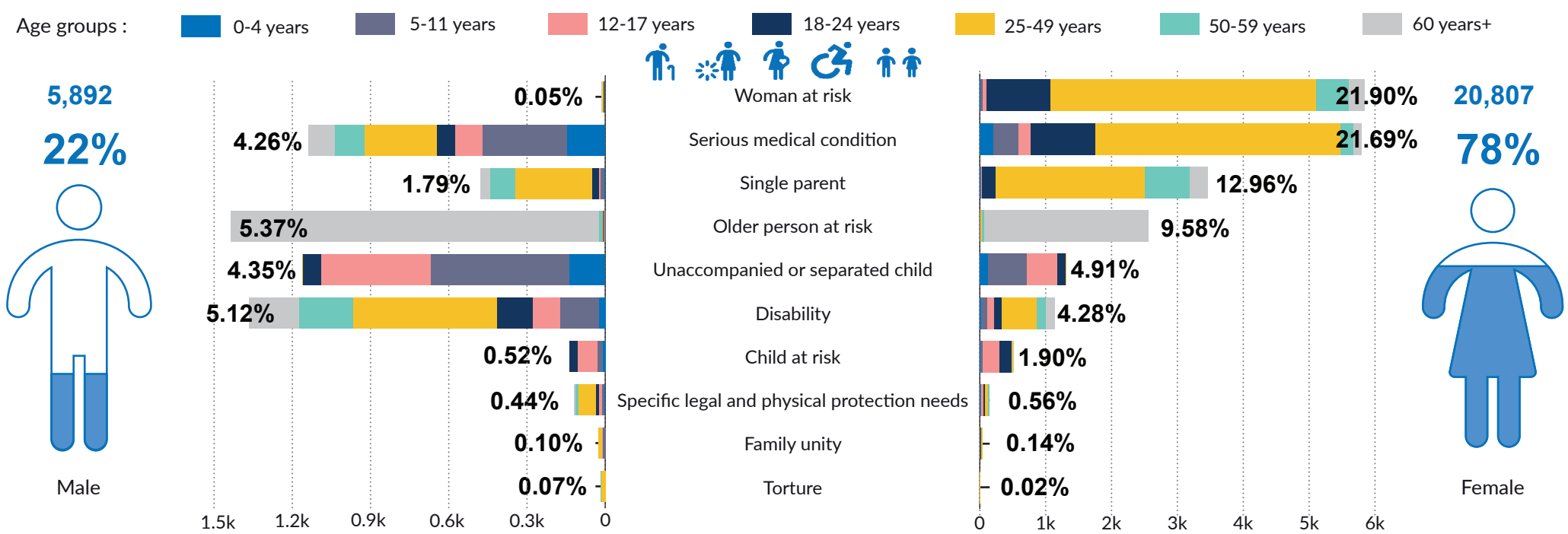

Occupation (top 7 occupation for aged 18 and above Individuals): 63,147 people with an occupation

Of the entire adult population of Central African refugees, 72% have an occupation among the 7 mentioned above and 13% are without occupation. The rest of this population (15%) have other occupations.

Documentation (issued by the Government) : 39,861 (Number of valid documents as of the reporting date : **35,501** - 89%)

South Sudanese Refugees and Asylum Seekers

Key Figures

55,953 Refugees and Asylum Seekers *(as of 31 August 2021)*

55,953 Refugees registered *(as of 31 August 2021)*

0 Asylum Seekers *(as of 31 August 2021)*

37,360 Refugees biometrically registered (67%)

Age and Gender of Refugee Population

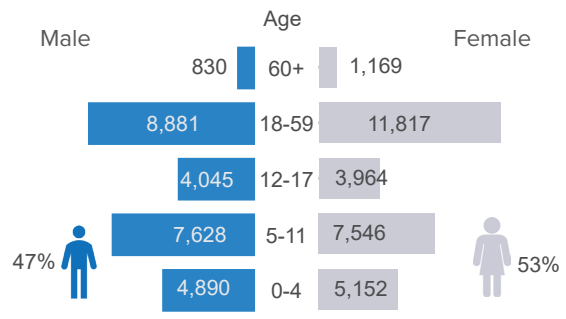

South Sudanese Refugee Population by Type of Location

19,971 **35.69%** RURAL

35,927 **64.21%** IN SETTLEMENTS

55 **0.10%** URBAN

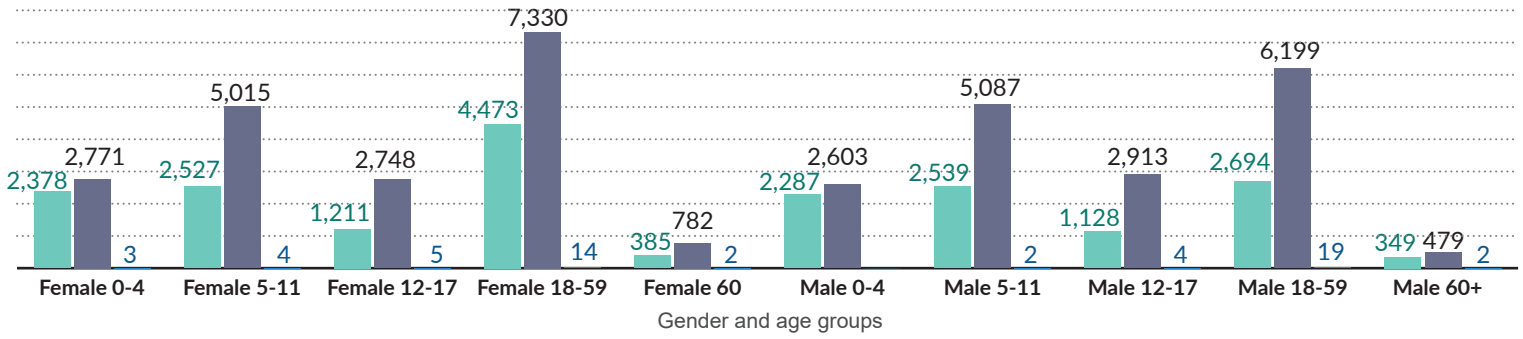

Location of South Sudanese Refugees in DRC

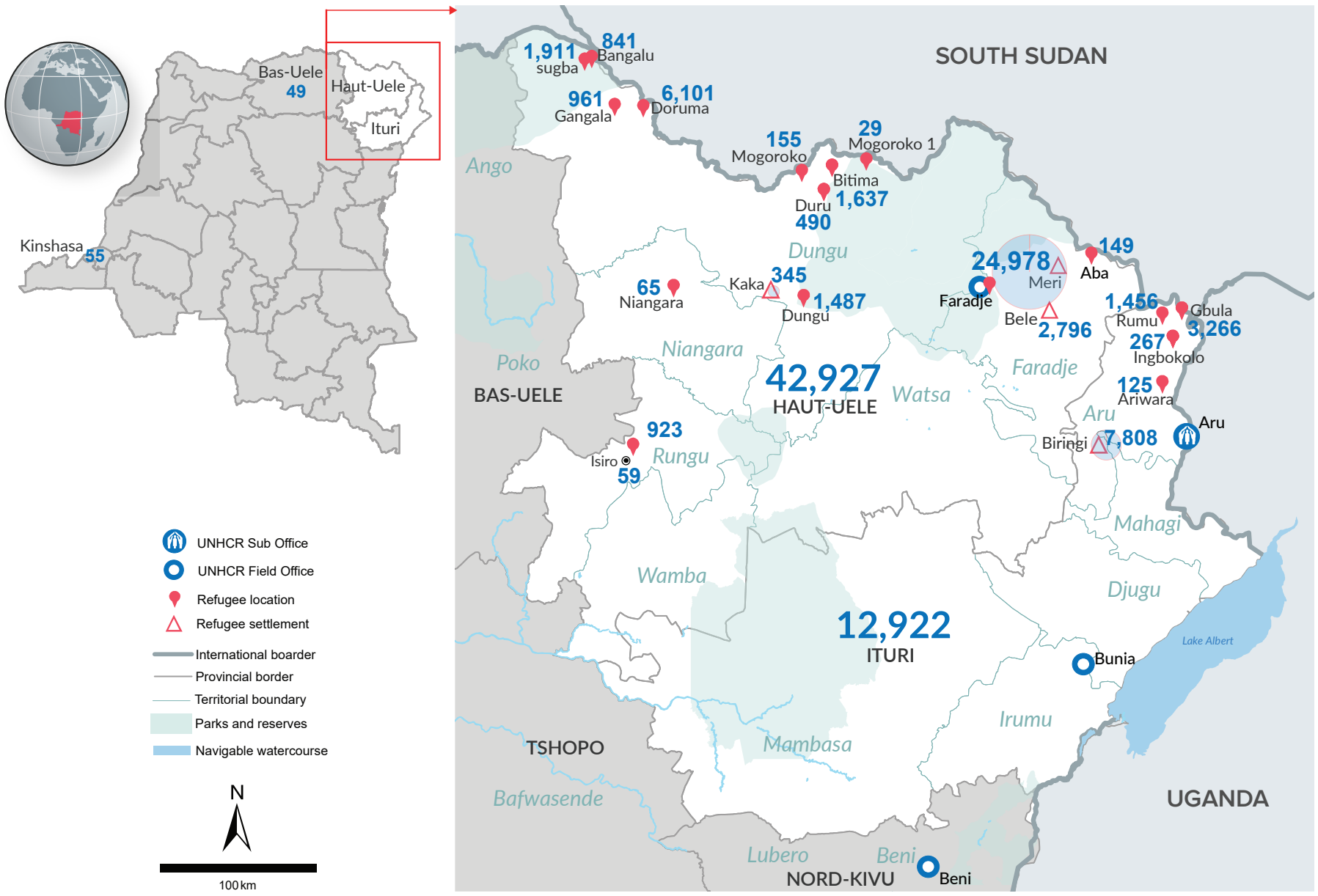

South Sudanese Refugee Population Trend (2016 - 2021)

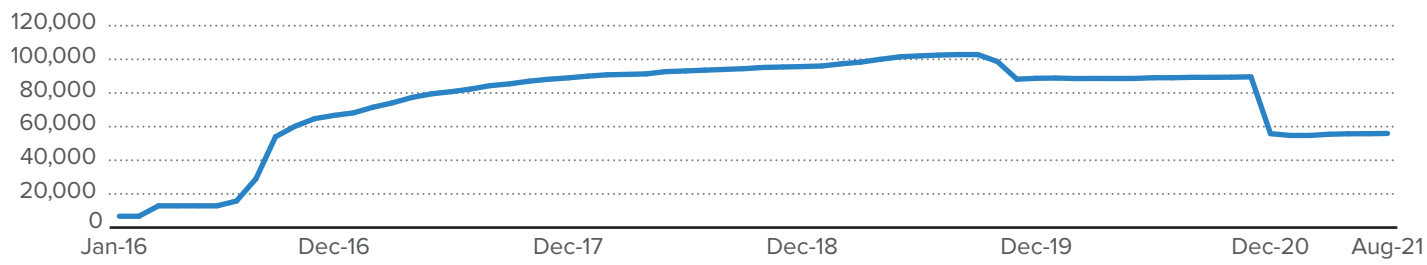

Comments about the figures of South Sudanese refugees

The situation of the South Sudanese refugee population did not undergo any major change during the month of August 2021.

The overall figures of our South Sudanese beneficiaries who are in our 4 sites are a total of 35,927 or 64.21% of the overall population of SSD refugees (55,953).

All the refugees living in the 4 sites, i.e. 35,927 have identity documents issued by the CNR with technical support from the UNHCR.

The boundaries and names shown and the designations used on this map do not imply official endorsement or acceptance by the United Nations.

Profile of South Sudanese Refugees in DRC

Education Levels

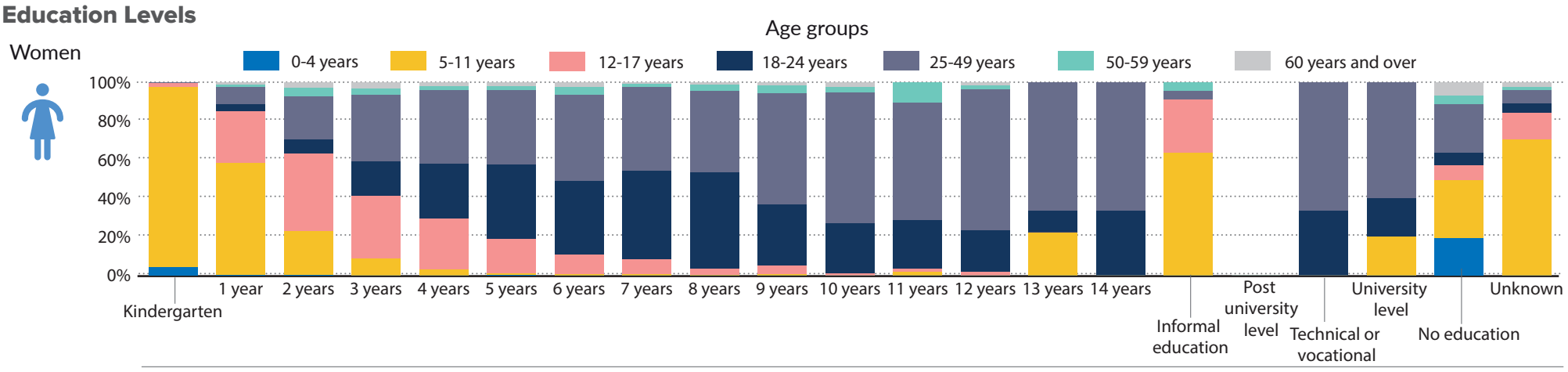

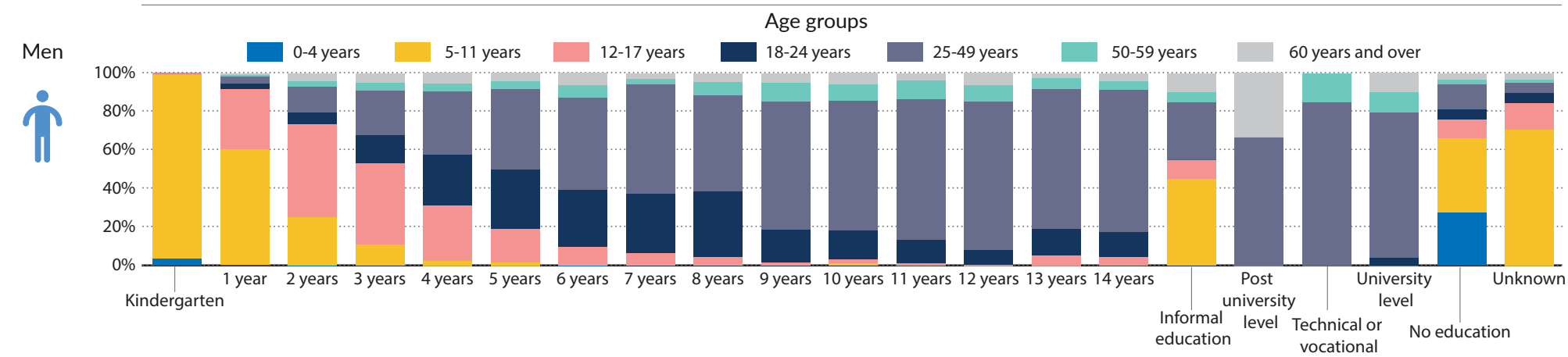

The two charts above tell us that almost half of South Sudanese refugees (46%) have never studied. And the proportion of female refugees who have never been to school (27.55%) is higher than that of male refugees who have never been to school (18.89%). The proportion of refugee girls of school age (10%) is lower than that of boys of school age (12%). In addition, the proportion of people who had interrupted studies (for one reason or another) is 31%, divided into 15% for women and 16% for men. In addition, it should be noted that very few refugees have a higher education or university level (0.13%).

Persons with specific needs : 8,105

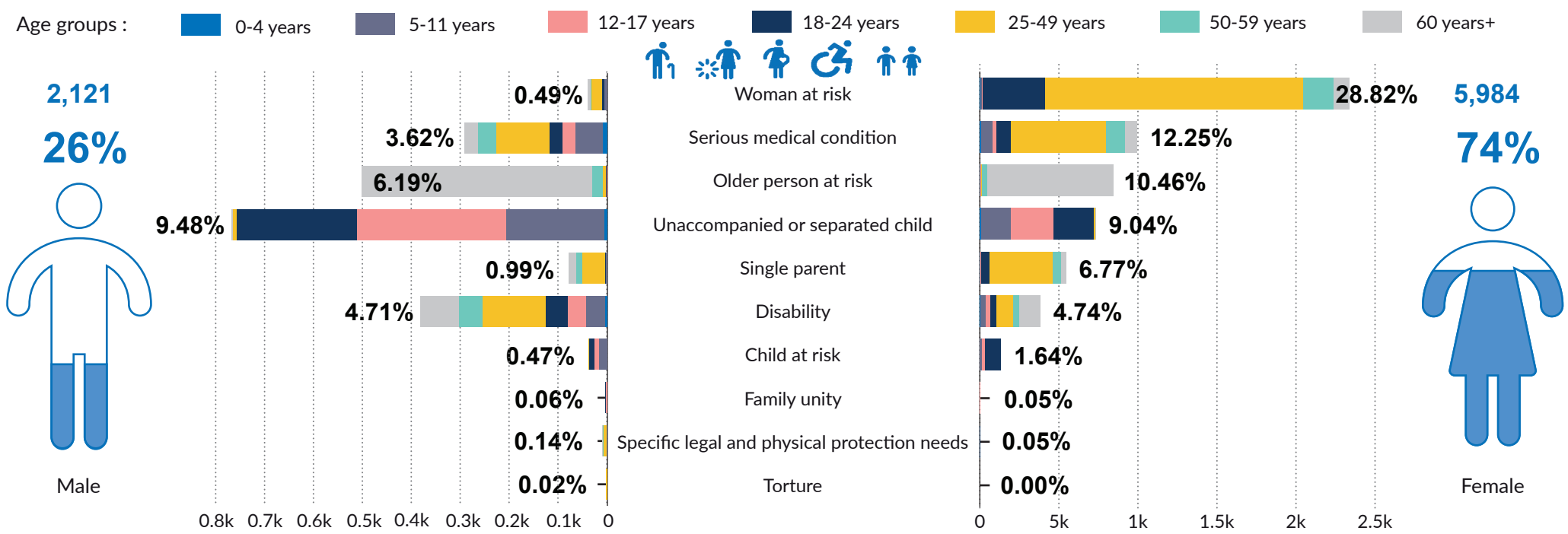

Occupation (top 7 occupation for aged 18 and above Individuals): 14,125 people with an occupation

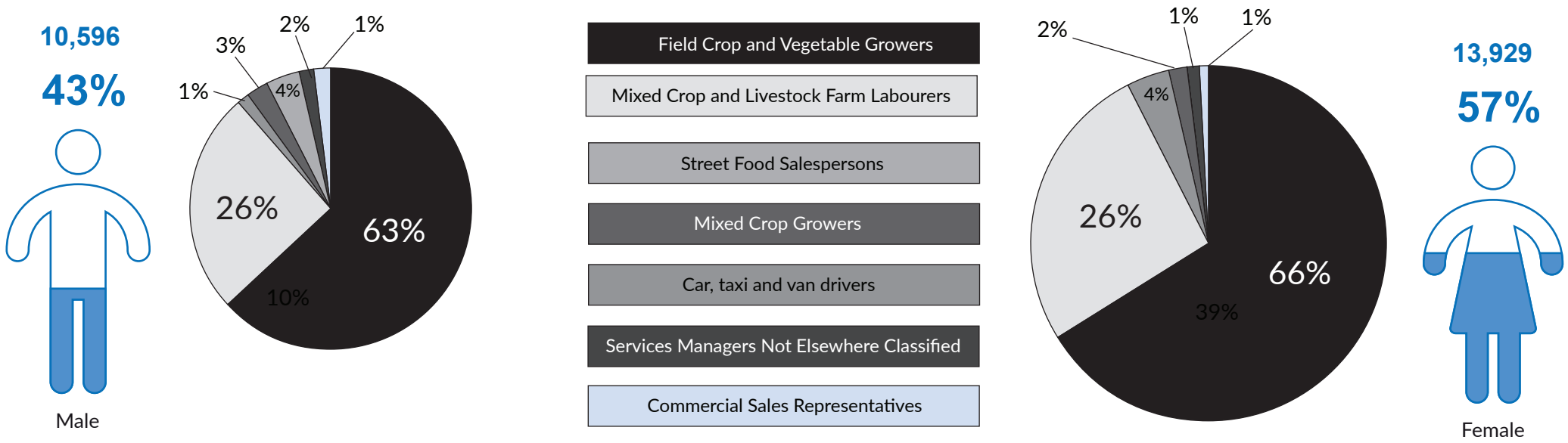

Of the entire adult population of South Sudanese refugees, 58% have an occupation among the 7 mentioned above and 37% are without occupation. The rest of this population (5%) have other occupations.

Documentation (issued by the Government) : 18,994 (Number of valid documents as of the reporting date : **1,815** - 10%)

UNHCR The UN Refugee Agency

COMMISSION NATIONALE POUR LES REFUGIES (CNR)

Burundian Refugees and Asylum Seekers

Key Figures

42,108 Refugees and Asylum Seekers *(as of 31 August 2021)*

41,796 Refugees registered *(as of 31 August 2021)*

312 Asylum Seekers *(as of 31 August 2021)*

41,796 Refugees biometrically registered (100%)

Age and Gender of Refugee Population

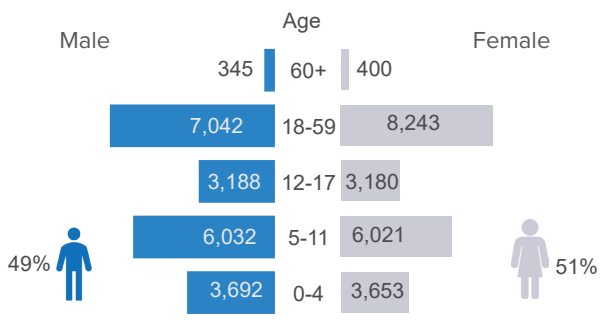

Age and Gender of Asylum Seekers Population

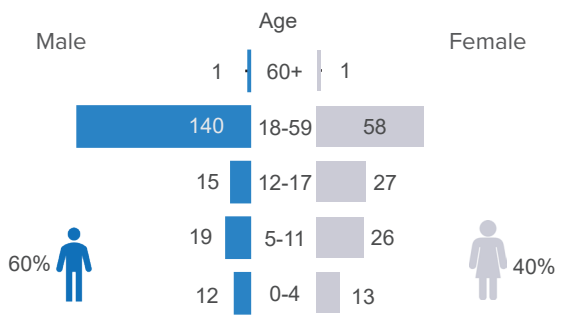

Burundian Refugee Population by Type of Location

RURAL	IN CAMP / SETTLEMENTS	URBAN
3,670	36,409	1,717
8.78%	87.11%	4.11%

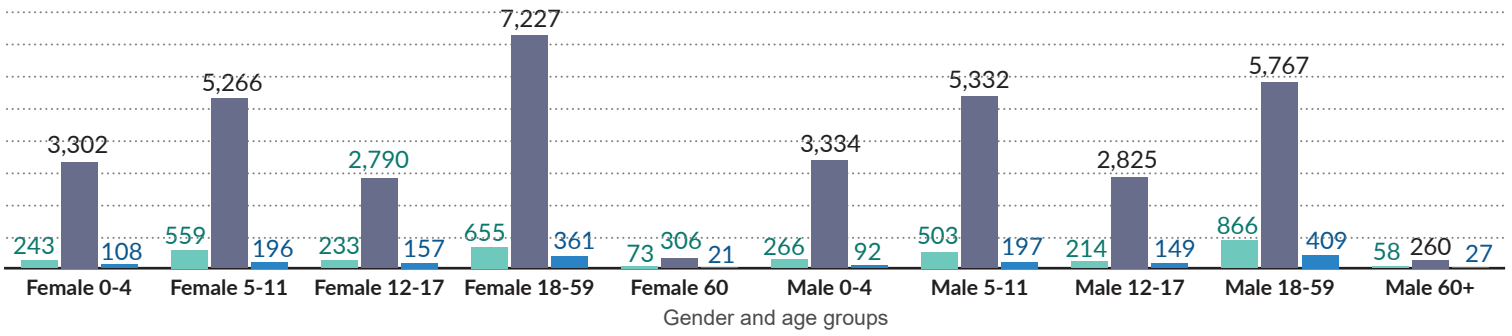

Location of Burundian Refugees in DRC

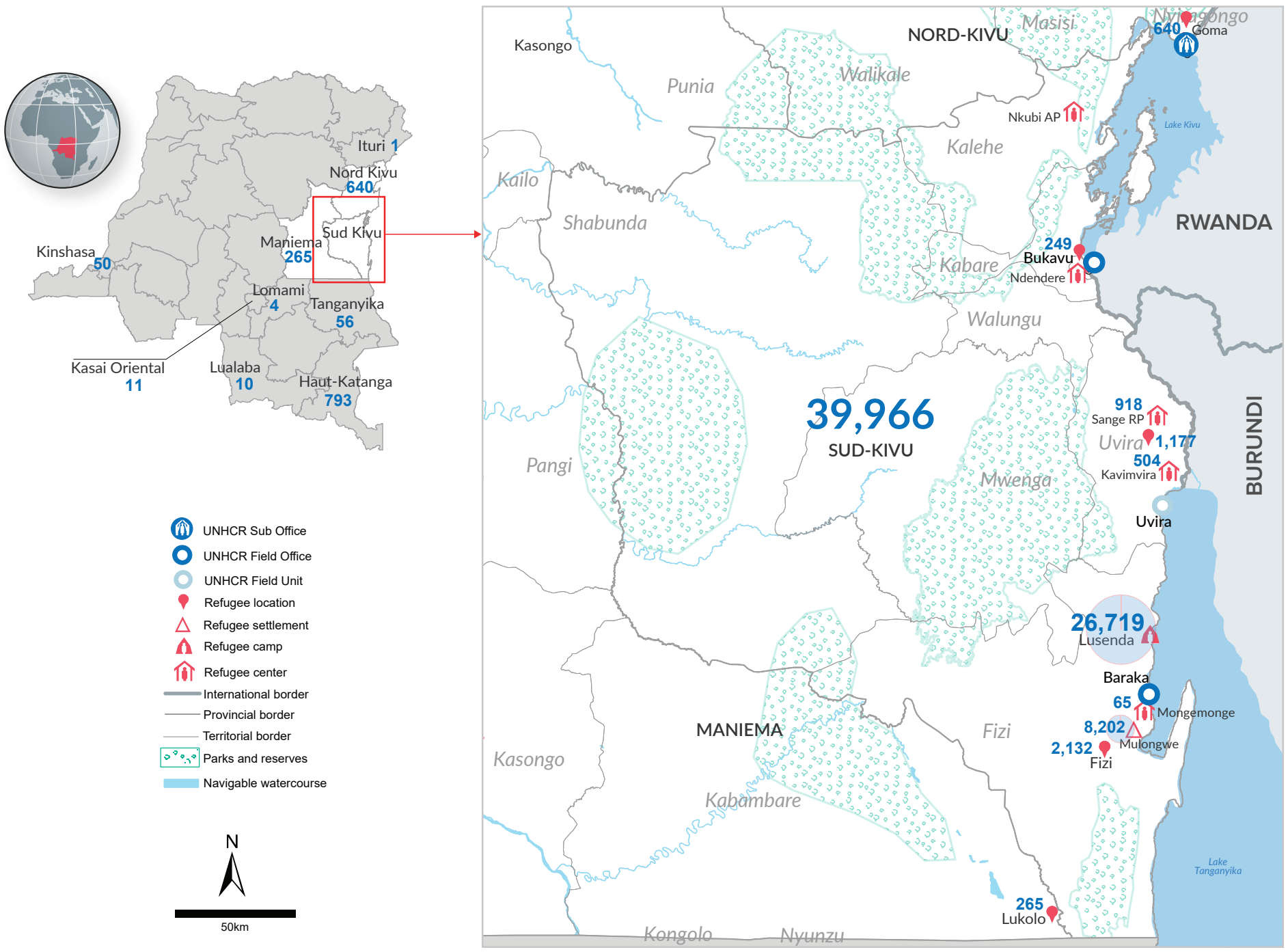

Burundian Refugee Population Trend (2016 - 2021)

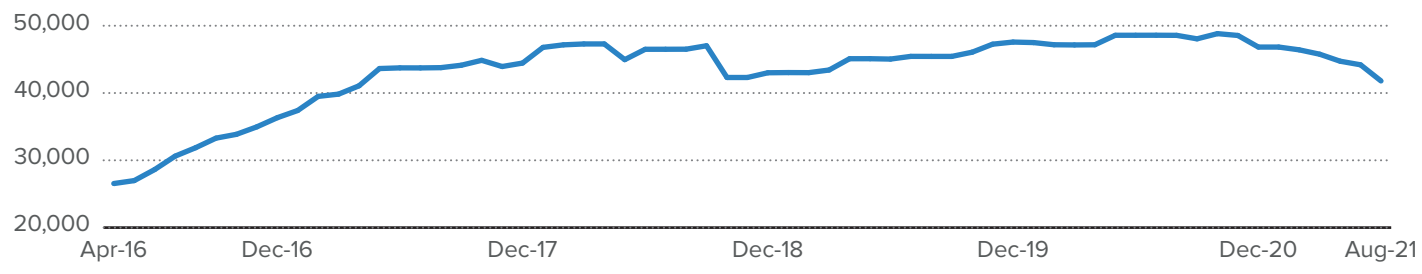

Comments about the figures of Burundian refugees

929 Burundian refugees grouped into 219 households were repatriated to their country of origin in August 2021.
From January 1 to August 31, 2021, 5,612 Burundian refugees grouped into 1,535 households were repatriated to their country of origin. The number of Burundian refugees still in the DRC is equal to 41,796.
All Burundian refugees have identity documents issued by the CNR with technical support from UNHCR.

The boundaries and names shown and the designations used on this map do not imply official endorsement or acceptance by the United Nations.

Profile of Burundian Refugees in DRC

Education Levels

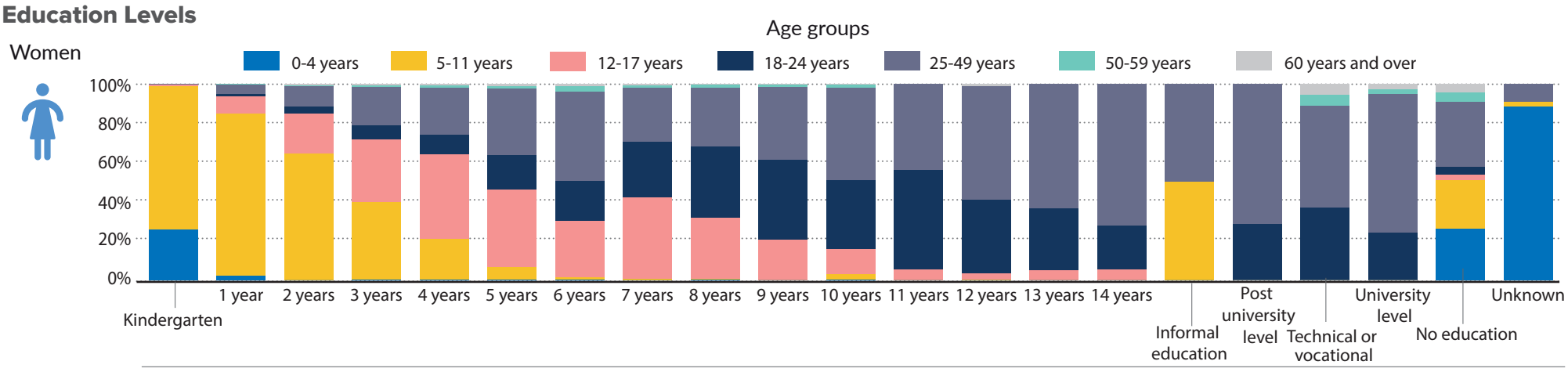

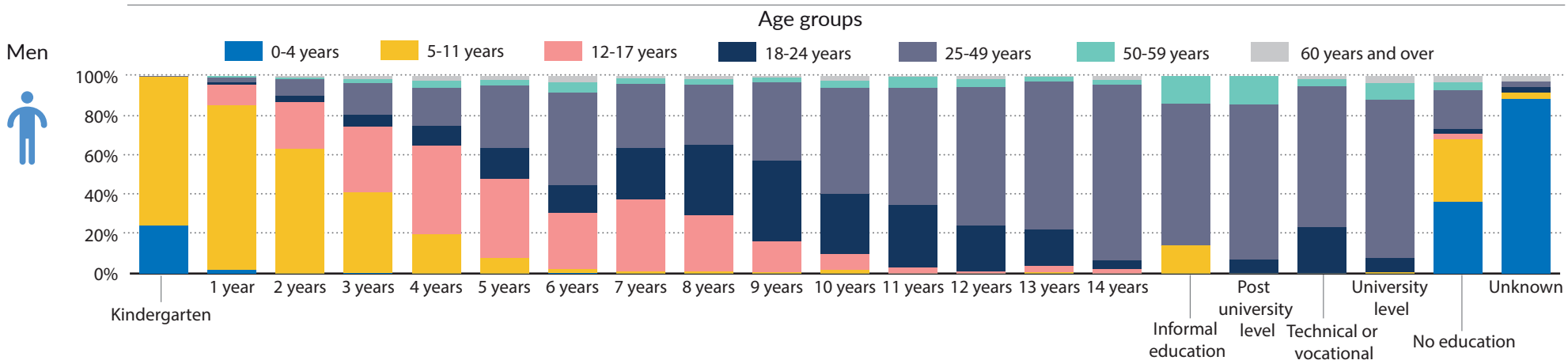

The two graphs above tell us that 39% of Burundian refugees have never studied. And the proportion of female refugees who have never been to school (21.73%) is higher than that of male refugees who have never been to school (17.73%). The proportion of refugee girls of school age (16%) is equal to that of boys of school age (16%). In addition, the proportion of people who had interrupted studies (for one reason or another) is 27%, divided into 13% for women and 14% for men. In addition, it should be noted that very few refugees have a higher education or university level (1.12%).

Persons with specific needs : 8,969

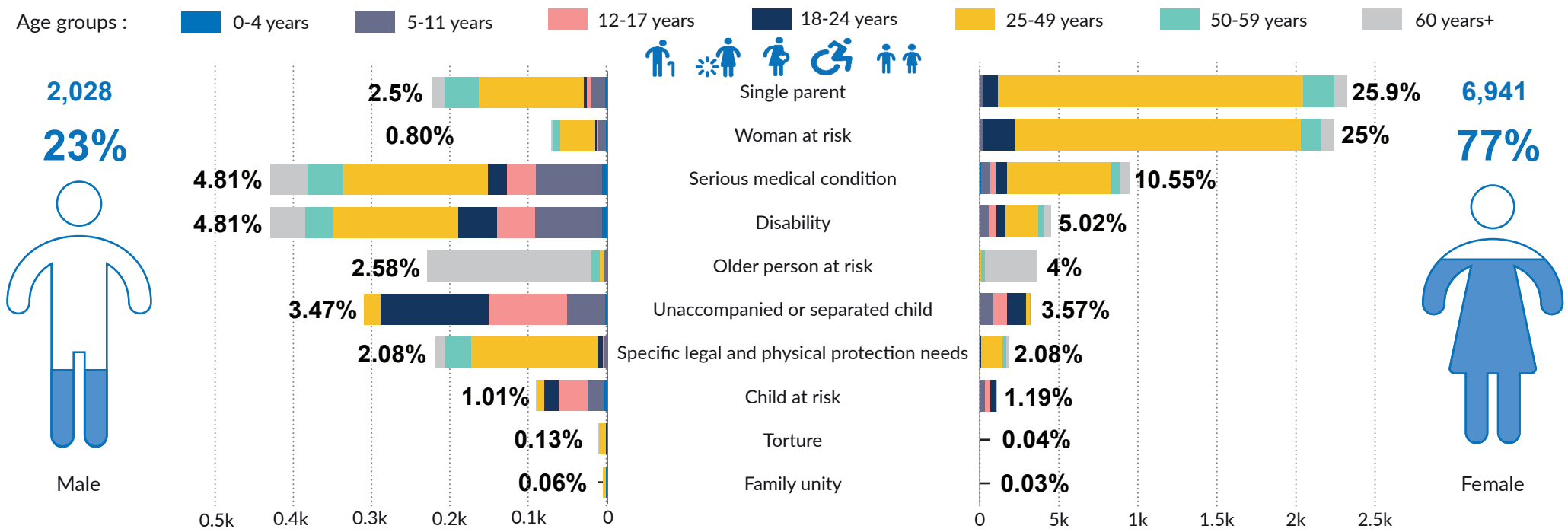

Occupation (top 7 occupation for aged 18 and above Individuals): 11,252 people with an occupation

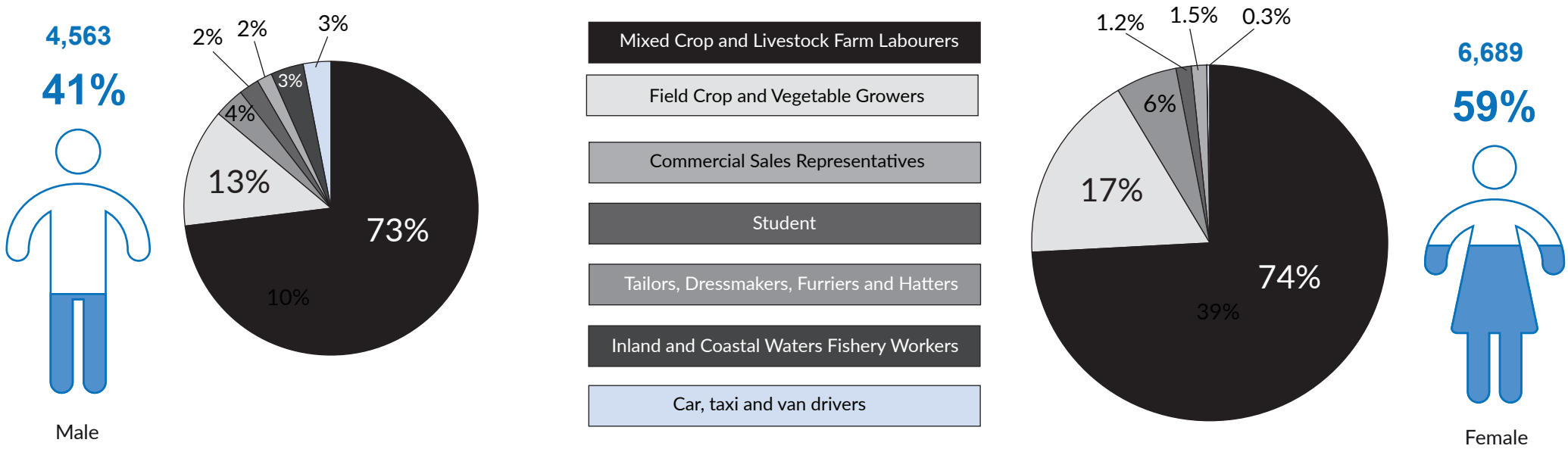

Of the entire adult population of Burundian refugees, 63% have an occupation among the 7 mentioned above and 30% are without occupation. The rest of this population (7%) have other occupations.

Documentation (issued by the Government) : 12,775 (Number of valid documents as of the reporting date : **8,247** - 65%)