SOUTH SUDAN

Refugee Returnee Household Survey

July-Sept 2021

From Oct 2018 to date there are 326,229 spontaneous refugee returnees have arrived to South Sudan after signing of the revitalized peace agreement. To learn more about the challenges they face and their plans for the future, UNHCR conducts an in-depth household-level survey of returnees across the country.

UNHCR and partners on quarterly basis collect information on refugee returns through key informant interviews, focus group discussions, and partner monitoring reports. Jointly with Government's Relief and Rehabilitation Commission, UNHCR validates the reports by interviewing randomly selected returnee households in areas of return during the period.

2,027 households were interviewed from July to September 2021 corresponding to approximately 11,400 people in Unity, Northern/Western Bahr el Ghazal, Jonglei, Warrap, Central Equatoria, Eastern Equatoria,Western Equatora and Upper Nile
Upper Nile

THE RETURNEES

#of HH interview

2027 households

of Individuals

11,441 individuals

Demographics

48% female-headed households

4% child-headed households

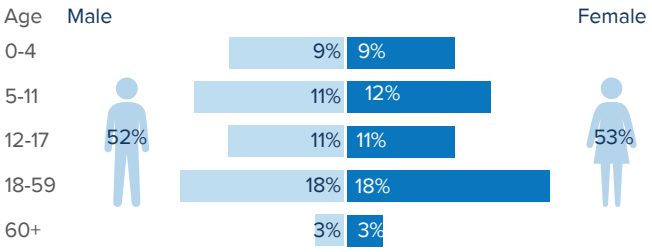

Sample sources/destinations (individuals)

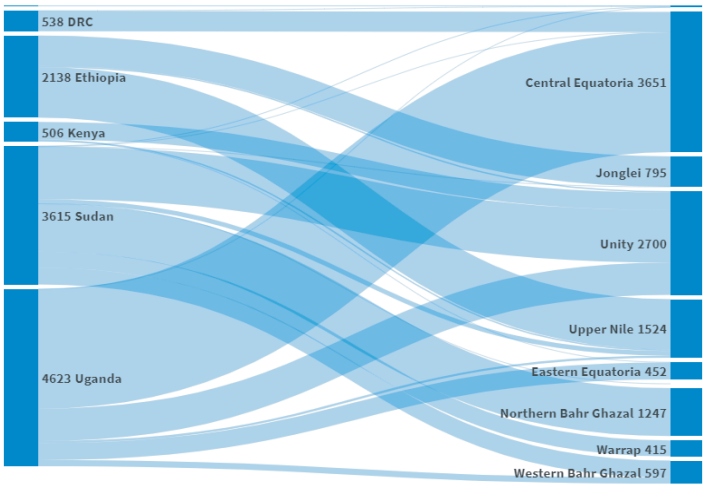

Number of individuals per county

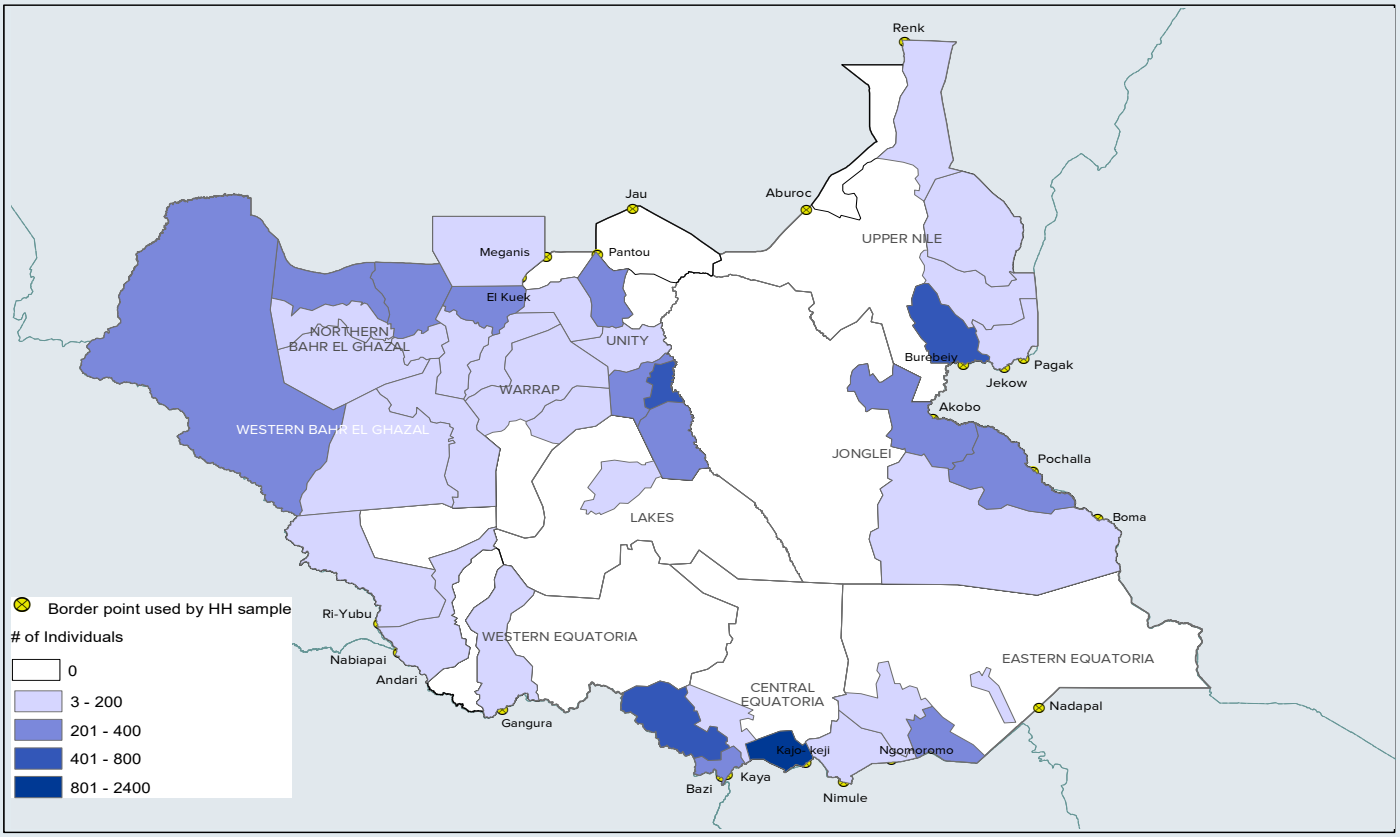

The boundaries and names shown and the designations used on this map do not imply official endorsement or acceptance by the United Nations.

Final status of Abyei area is not yet determined. Source: Geographic data: UNHCR, UNCS, UNDP. Refugee Returnee statistics: UNHCR and Partners.

Author: UNHCR Representation Office in South Sudan. Feedback: ssdjuimo@unhcr.org

SOUTH SUDAN

Refugee returnee household survey

Jul -Sept 2021

THE JOURNEY

Reported reasons for return (Households)

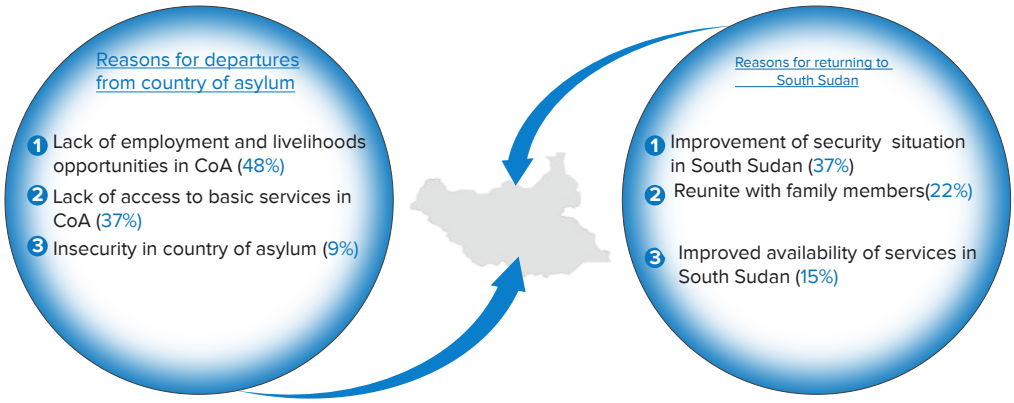

Note: One household reported one or more reasons for their return to country of asylum

Mode of transport (households)

31% of households returned by collective/ private car

14% of households returned by boat

29% of households returned on foot

16% of households returned by bus

2% used other means such as moterbike and airplane.

Mode of payment (Households)

77% of households paid with their own money

0% of households assisted by South Sudanese Authorities

6% were assisted by relatives and others

Vulnerabilities identified (cases)*

132 Older people unable to care for themselves

105 Child carer

39 Unaccompa-nied children

34 Single older people

387* Other

*One individual can have more than one vulnerability
**Other such as teenage pregnancy, single women at risk, people with chronic illness, etc.

Top 5 reported protection incidents

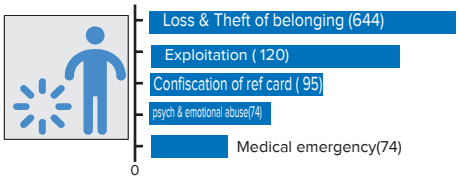

FUTURE PLANS

Intended return duration

84% of housholds plan to stay permanently

8%* of households plan to stay temporarily

6% of household are undecided

*Temporary stay for period between 1 and six months or as long as peace holds

Permanent returnee's intention

85% of households want to remain in the same village

5% of household are undecided/don't want to answer

9%* of house holds have other plans

*Other: Move to another village in the same payam or to other county or state or leave South Sudan.

Reuniting with the family

63% of households left immediate family members in the country of asylum

85%* of households said their family members planned to meet them in South Sudan

*91% of those who left immediate family members in the country of asylum

Immediate family members return plan

811 individuals intend to join later than 6 or more months

1614 individuals intend to join within 3-6 months

1219 individuals intend to join within 1-2 months

108 individuals intend to join in less than 1 months

Remaining immediate family members in Country of asylum

1 Sudan	1911
2 Uganda	1699
3 Ethiopia	552
4 Kenya	54
5 DRC	47
6 CAR	1

Relationship with host community

96% of the households feel safe in the current location

79% of households reported good relationship with the host community

Housing in South Sudan

54% of returnee household own house

32% of households owning houses, do not have access to it

Top 3 reasons for no access
1. Destroyed
2. Damaged
3. Occupied by others

Land in the South Sudan

90% of returnee households own land

22% of returnee households do not have access to it

Top 3 reasons for no access
1. Occupied by other
2. Insecurity
3. Other

Other: no available space, far from town, fear of previous fatigue, loneliness etc.

Author: UNHCR Representation Office in South Sudan.

Feedback: ssdjuimo@unhcr.org