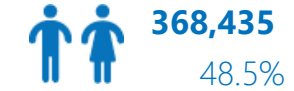
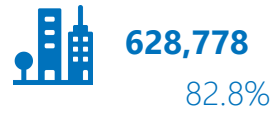


Active Registered Persons Of Concern


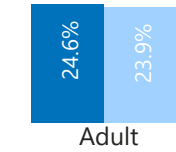
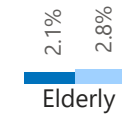
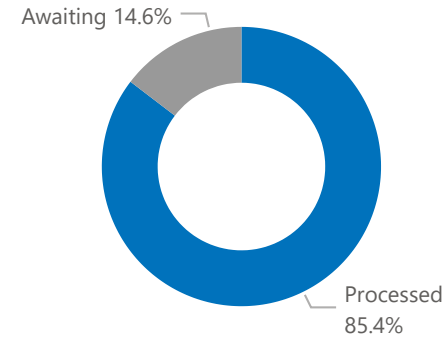
759,351



Age and Gender

Gender	0-4	5-11	12-17	18-35	36-59	60+
Male	48,668	76,988	55,941	114,480	72,121	15,999
Female	46,581	72,781	52,999	107,493	74,341	20,959
Total	95,249	149,769	108,940	221,973	146,462	36,958
	12.5%	19.7%	14.3%	29.2%	19.3%	4.9%

Biometric Statistics



Origin Country

SOM	682	0.1%
other	1,450	0.2%
SUD	5,942	0.8%
YEM	12,763	1.7%
IRQ	66,491	8.8%
SYR	672,023	88.5%

Specific Needs

Serious medical condition	90,847	12.0%
Specific legal and physical protection needs	36,837	4.9%
Child at risk	30,356	4.0%
Disability	Under Validation	
Single parent	17,520	2.3%
Woman at risk	14,071	1.9%
Older person at risk	7,325	1.0%
Unaccompanied or separated child	2,207	0.3%
Individuals with Specific Needs	164,849	21.7%

* An individual can have mre than one specific need

Year of Arrival

Pre 2011	25,318	4.2%
2011	23,782	3.9%
2012	150,063	24.7%
2013	249,822	41.2%
2014	75,752	12.5%
2015	24,549	4.0%
2016	33,716	5.6%
2017	10,259	1.7%
2018	9,600	1.6%
2019	2,246	0.4%
2020	1,773	0.3%
2021	100	0.0%

babies who are represented under the registration trend.

Registration Trend

Pre - 2011	142,896	10.4%
2011	10,988	0.8%
2012	134,856	9.8%
2013	675,324	49.3%
2014	145,769	10.6%
2015	55,248	4.0%
2016	67,720	4.9%
2017	41,335	3.0%
2018	38,811	2.8%
2019	23,923	1.7%
2020	13,829	1.0%
2021	20,091	1.5%

Registration Trend Quarterly

