

Active Registered Persons Of Concern

20,837


 20,835
100.0%

 2
0.0%

 955
4.6%

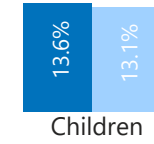
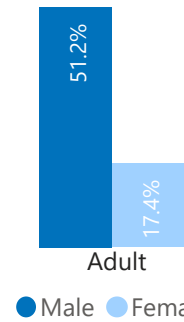
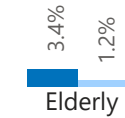
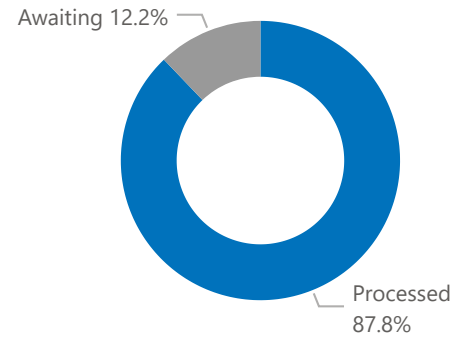
 14,310
68.7%

 5,572
26.7%

Age and Gender

Gender	0-4	5-11	12-17	18-35	36-59	60+
Female	1,079	985	676	2,246	1,389	251
Male	1,096	1,028	708	6,339	4,336	704
Total	2,175	2,013	1,384	8,585	5,725	955
	10.4%	9.7%	6.6%	41.2%	27.5%	4.6%

Biometric Statistics



Origin Country

SOM	682	3.3%
other	1,450	7.0%
SUD	5,942	28.5%
YEM	12,763	61.3%

Specific Needs

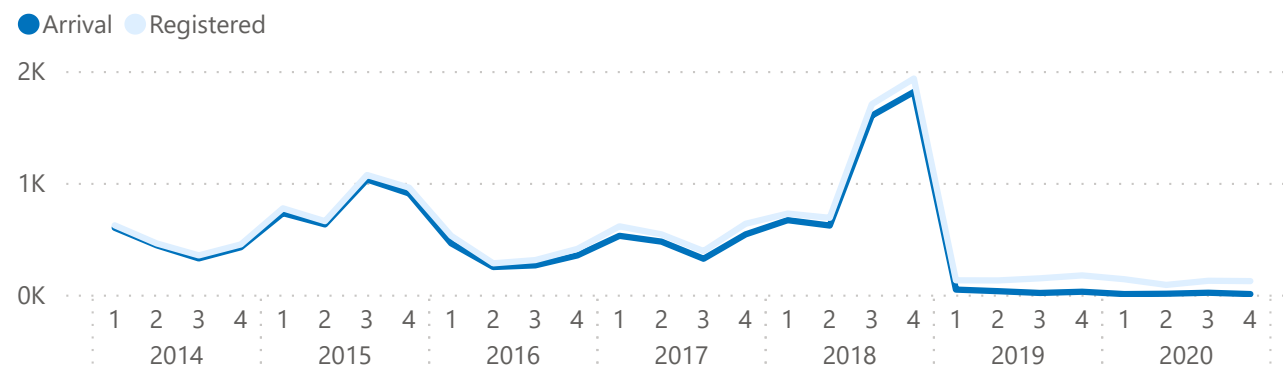
Serious medical condition	3,609	0.5%
Specific legal and physical protection needs	906	0.1%
Disability	Under Validation	
Woman at risk	556	0.1%
Child at risk	318	0.0%
Single parent	285	0.0%
Older person at risk	116	0.0%
Unaccompanied or separated child	39	0.0%
Individuals with Specific Needs	5,004	0.7%

* An individual can have mre than one specific need

Registration Trend

Pre - 2011	8,235	0.6%
2011	857	0.1%
2012	701	0.1%
2013	2,479	0.2%
2014	2,860	0.2%
2015	4,360	0.3%
2016	3,545	0.3%
2017	5,588	0.4%
2018	8,069	0.6%
2019	1,208	0.1%
2020	427	0.0%
2021	684	0.0%

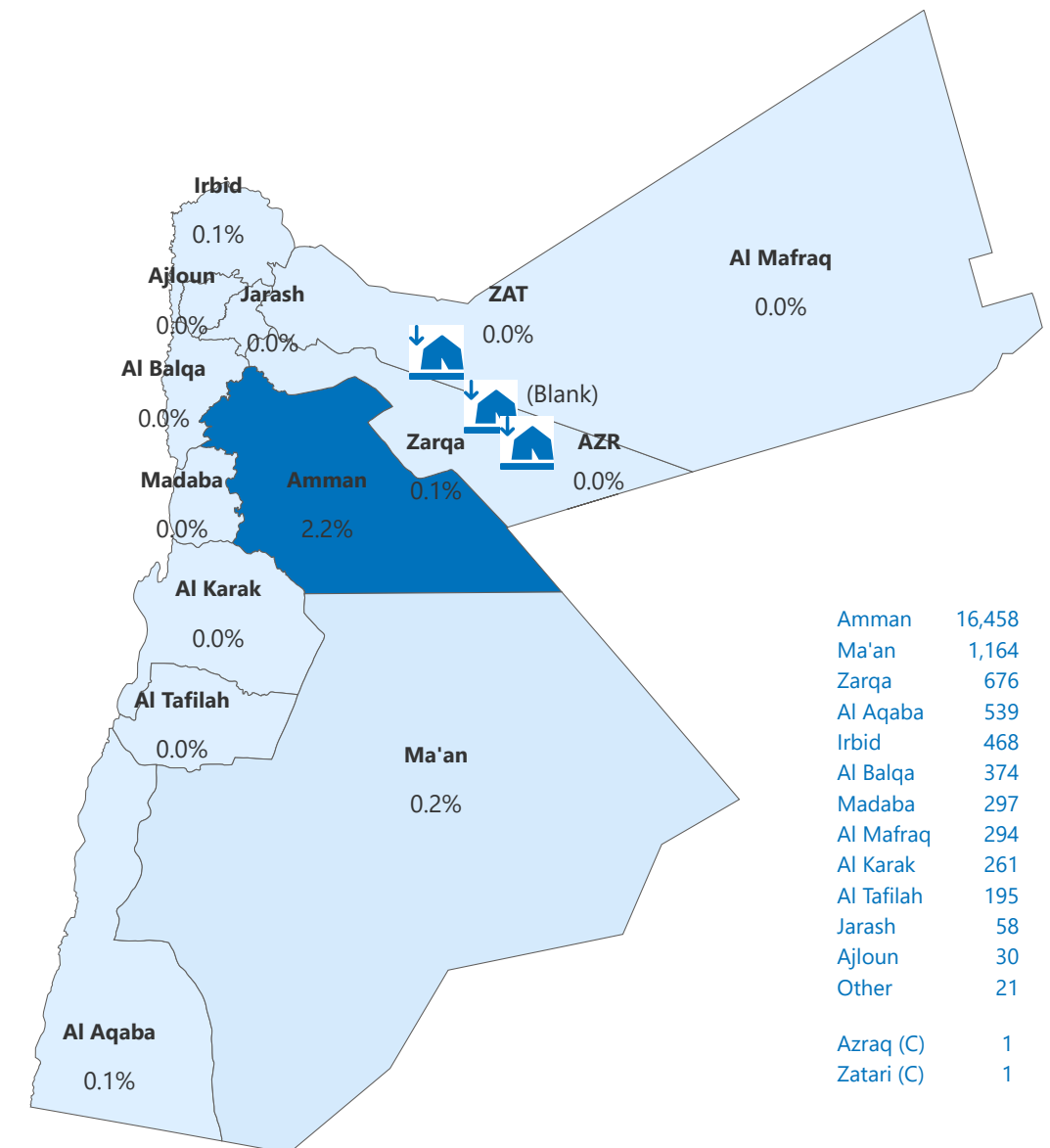
Registration Trend Quarterly



Year of Arrival

Pre 2011	1,555	8.5%
2011	506	2.8%
2012	941	5.2%
2013	2,128	11.7%
2014	1,787	9.8%
2015	3,292	18.0%
2016	1,319	7.2%
2017	1,860	10.2%
2018	4,698	25.8%
2019	117	0.6%
2020	35	0.2%
2021	6	0.0%

babies who are represented under the registration trend.



Amman	16,458
Ma'an	1,164
Zarqa	676
Al Aqaba	539
Irbid	468
Al Balqa	374
Madaba	297
Al Mafraq	294
Al Karak	261
Al Tafilah	195
Jarash	58
Ajloun	30
Other	21
Azraq (C)	1
Zatari (C)	1