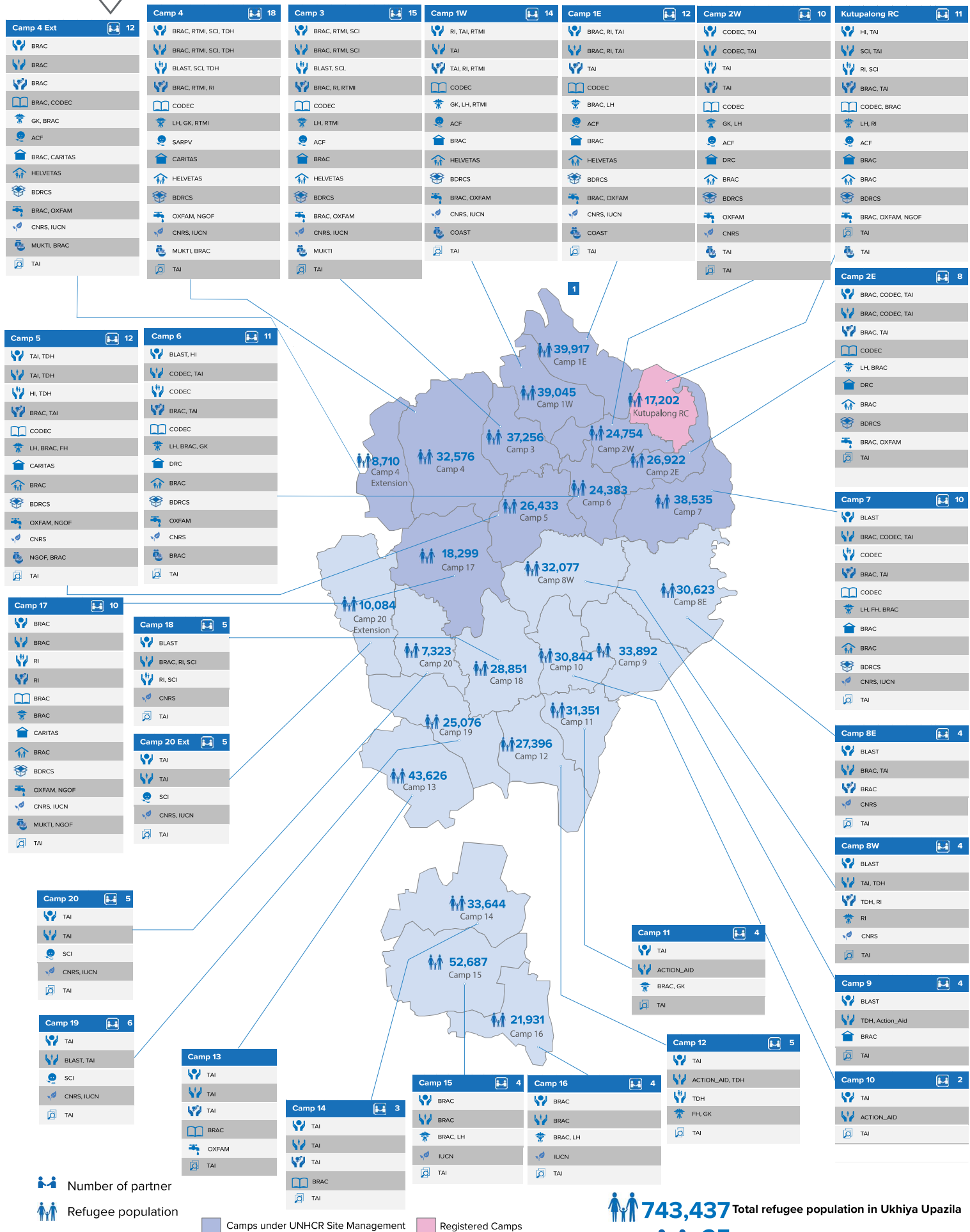
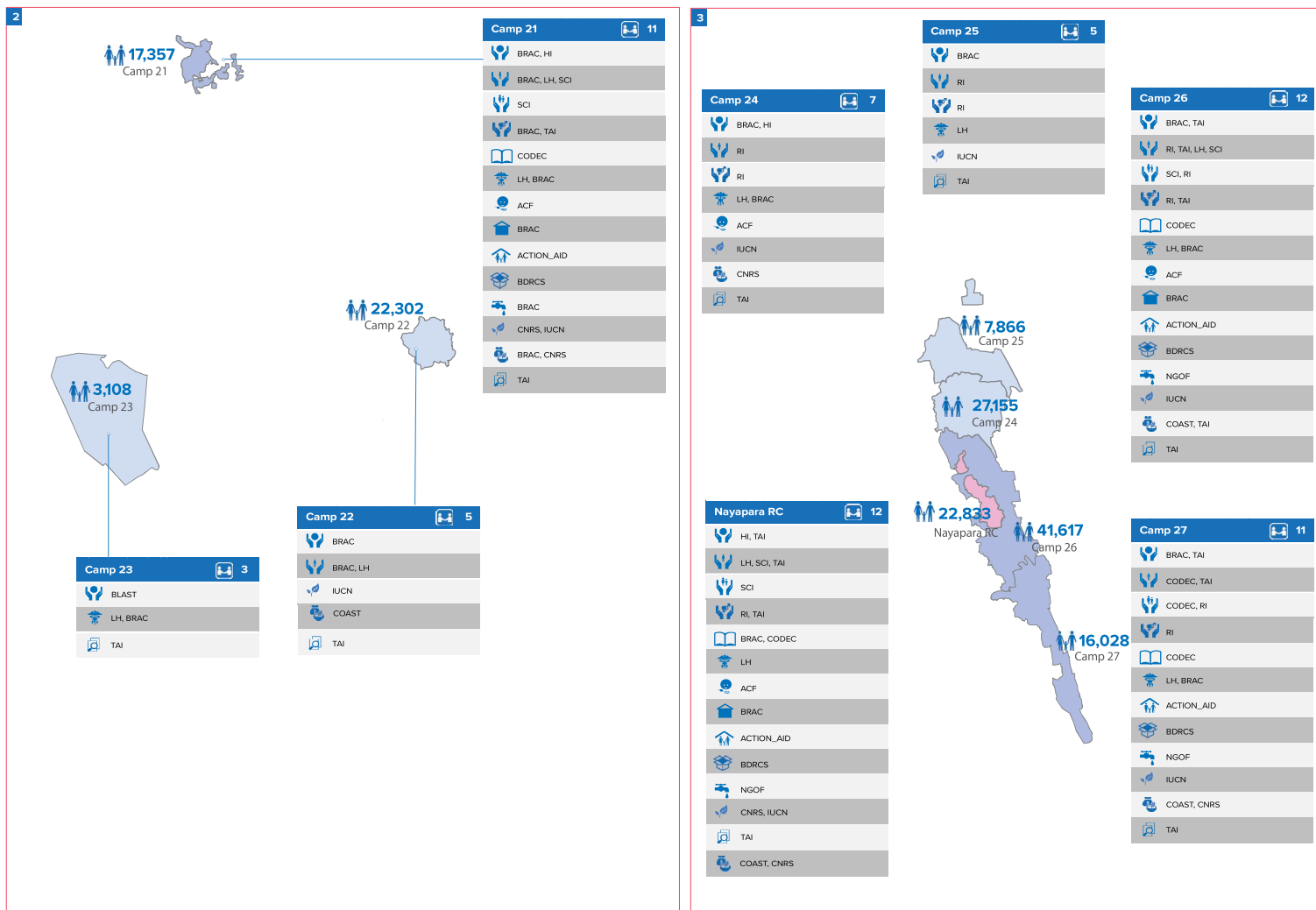








* Livelihood projects are implemented in host communities of the following five unions : Nhila, Baharchhara, Whykong, Rajapalong, Palongkhali
Protection activities are implemented in host communities of the following five unions : Nhila, Baharchhara, Sabrang, Teknaf, Paurashava



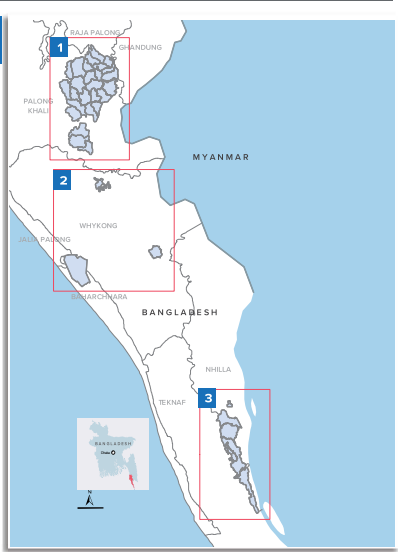
743,437 Total refugee population in Ukhiya Upazila
25 Total number of partners in Ukhiya Upazila

The boundaries and names shown and the designations used on this map do not imply official endorsement or acceptance by the United Nations.
Source: UNHCR, ISCG/4Ws, SMS (AAB, ACTED, BRAC), RRR/UNHCR/Family Counting as of 31 October 2021



 Number of partner
  Camps under UNHCR Site Management
  **164,329** Total refugee population in Teknaf Upazila
 Refugee population
  Registered Camps
  **16** Total number of partners in Teknaf Upazila

# of Partners per Sector	# of Partners per Sector in Ukhiya	# of Partners per Sector in Teknaf
Legal Protection	4	4
Community based Protection	9	8
Child protection	4	4
SGBV	4	4
Education	2	2
Health	6	6
Nutrition	3	3
Shelter	3	3
Site Mangement	3	3
NFIs/CRIs	2	2
Wash	3	3
Environment	2	2
Livelihood	6	5
Assessment	1	1
CBI	1	0
Food Security	1	0



 **907,766** Total refugee population
 **26** Total number of partners

