



Tanzania Refugee Population Update

as of 31 August 2021



Key Figures

247,180*
Population of Concern

83.5%
206,378
Living in camps

7.7%
18,950
Living in settlements

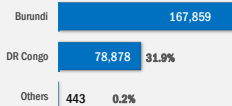
8.7%
21,507
Living in villages

0.1%
195
Living in urban area

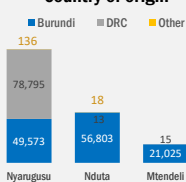
89%
219,778
Refugees

11%
27,402
Asylum-seekers

Country of origin



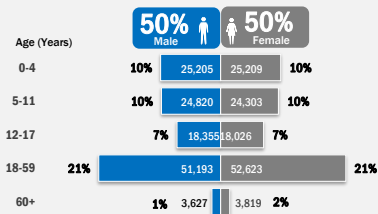
Camp-based population by country of origin



Age and Gender

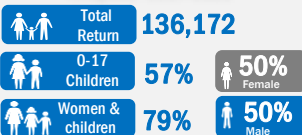
55%
Children

3%
Older People



Durable Solutions

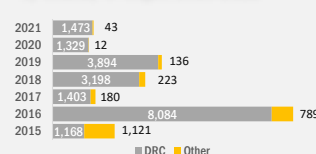
Voluntary return of Burundian refugees, 2017-2021



Local integration


162,000 former Burundian refugees (1972) granted citizenship by the Government of Tanzania.

Resettlement departures by country of origin, 2015-2021



* Population of concern to UNHCR does not include the 162,000 former Burundian refugees (1972) granted citizenship by the Government of Tanzania.

Camp population trend: September 2020 to August 2021



Births vs Deaths

