

Active Registered Persons Of Concern

20,749


20,748

100.0%


1

0.0%


945

4.6%


14,230

68.6%

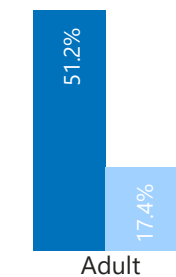
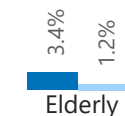
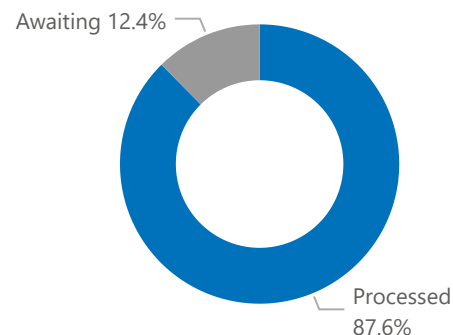

5,574

26.9%

Age and Gender

Gender	0-4	5-11	12-17	18-35	36-59	60+
Female	1,098	967	674	2,228	1,378	248
Male	1,117	1,017	701	6,301	4,323	697
Total	2,215	1,984	1,375	8,529	5,701	945
	10.7%	9.6%	6.6%	41.1%	27.5%	4.6%

Biometric Statistics



● Male ● Female

Origin Country

SOM	656	3.2%
other	1,423	6.9%
SUD	5,893	28.4%
YEM	12,777	61.6%

Specific Needs

Serious medical condition	3,627	0.5%
Specific legal and physical protection needs	951	0.1%
Disability	Under Validation	
Woman at risk	557	0.1%
Child at risk	317	0.0%
Single parent	285	0.0%
Older person at risk	116	0.0%
Unaccompanied or separated child	37	0.0%

* An individual can have mre than one specific need

Individuals with Specific Needs	5,052	0.7%
---------------------------------	-------	------

Year of Arrival

Pre 2011	1,541	8.5%
2011	497	2.7%
2012	932	5.1%
2013	2,103	11.6%
2014	1,765	9.7%
2015	3,262	18.0%
2016	1,303	7.2%
2017	1,857	10.3%
2018	4,675	25.8%
2019	122	0.7%
2020	36	0.2%
2021	10	0.1%

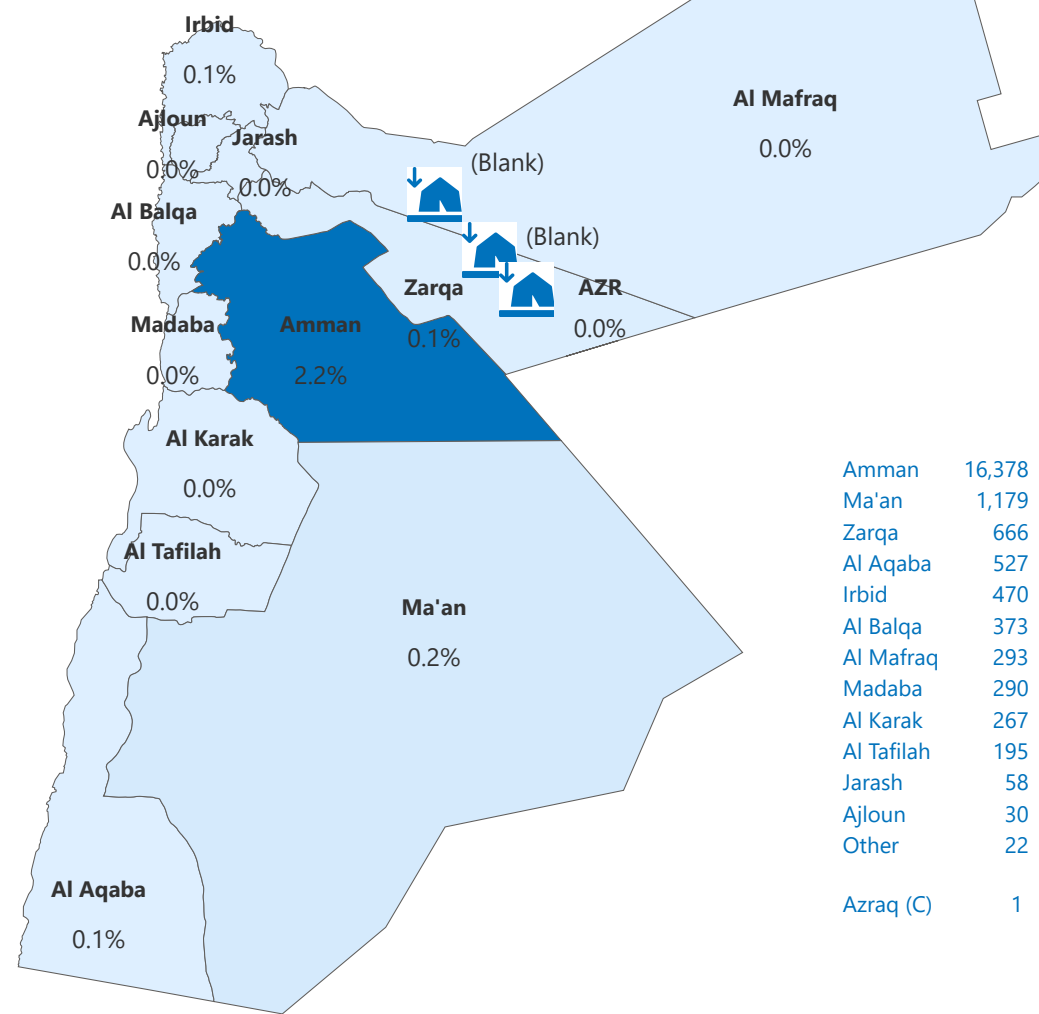
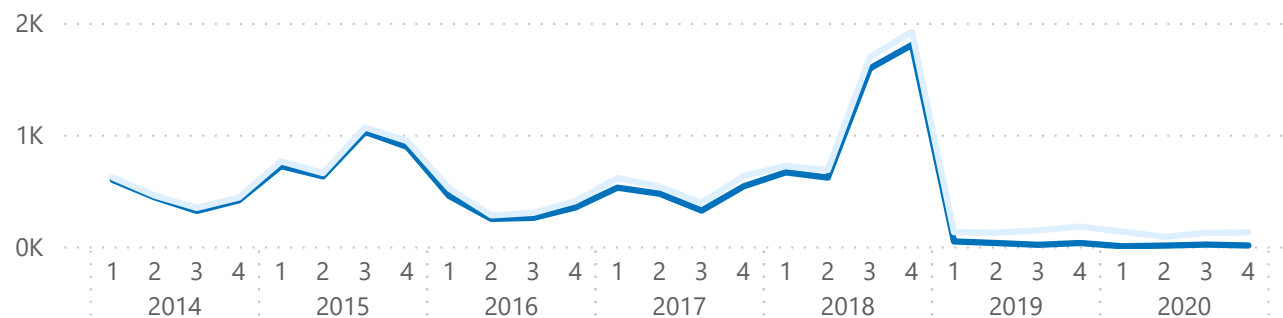
babies who are represented under the registration trend.

Registration Trend

Pre - 2011	8,235	0.6%
2011	857	0.1%
2012	705	0.1%
2013	2,492	0.2%
2014	2,862	0.2%
2015	4,359	0.3%
2016	3,545	0.3%
2017	5,589	0.4%
2018	8,064	0.6%
2019	1,209	0.1%
2020	428	0.0%
2021	814	0.1%

Registration Trend Quarterly

● Arrival ● Registered



Amman	16,378
Ma'an	1,179
Zarqa	666
Al Aqaba	527
Irbid	470
Al Balqa	373
Al Mafraq	293
Madaba	290
Al Karak	267
Al Tafilah	195
Jarash	58
Ajloun	30
Other	22
Azraq (C)	1