WASH Dashboard

Quarter 3

Uganda Refugee Response Plan (RRP) 2020-2021

January - September 2021

Overview

By the end of third quarter, set targets for latrine coverage were met for South Sudanese refugee population (75%) and exceeded for Burundian population group (80% against target of 75%). Water supplied during the period met minimum quality standards for all population groups. For the Congolese and other refugees' caseload, the number of institutional sanitation facilities constructed also exceeded the target (259 facilities constructed against target of 200). Water supply access levels for Congolese refugees improved from the previous quarter (from 11.5lpd to 13lpd). This is attributed to the pipeline extension and commissioning of additional water sources. South Sudanese enjoyed an average daily water access of 18.4lpd while Burundian refugees (17.9lpd). The inclusive agenda, the shift to utility approach, is one opportunity to improve on water supply in the settlements. Furthermore, the slow process of gazetting systems for takeover by utility entities, in addition to the protracted and slow process of upgrade and takeover of piped water schemes across the different refugee settlements by utility entities, partially explains the below par performance against the utility management indicator.

Challenges

The most critical challenge faced by sector partners is the ever-reducing funding towards the sector activities despite the increasing needs. By end of quarter three, WASH had realized only 26.7% ($ 13.6M) of the required $ 51M

Key priorities

The key priorities for 2021 remains focus on operation and maintenance of existing water facilities and household sanitation improvement through household latrine construction using dome shaped slabs.

Changing community and some partner's mind set towards adoption of the utility approach requires concerted efforts and time of the different stakeholders.

COVID-19 response will continue to be a priority for the last quarter of the year through targeted infection prevention and control (IPC) and Risk Communication responses across all locations.

Key indicators

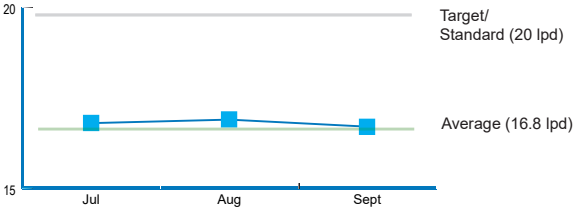

Litres per person per day

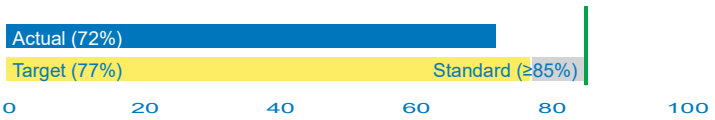

Household latrine coverage (as of September 2021.)

Objective: Access to water supply for refugees and hosting populations improved

Indicator	*Actual*	*Target/Standard ('21)*
Litres per person per day (Q3 average)		
- Congolese and other refugees	13.0	20
- South Sudanese refugees	17.9	20
- Burundian refugees	18.4	20

Actual *against annual target* *or standard*

Water pumped through renewable energy		
- Congolese and other refugees	12%	60%
- South Sudanese refugees	41%	55%
- Burundian refugees	25%	50%

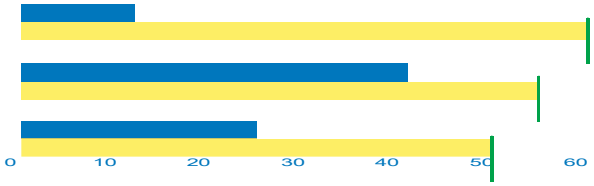

Achievements data: ActivityInfo (reported by sector lead) **Author:** UNHCR Representation in Uganda **Feedback:** ugakaimug@unhcr.org **For more info:** www.ugandarefugees.org

Sector contacts: Robert Mutiibwa (Ministry of Water) mutiibwarobertkirya@gmail.com +256752447894 David Githiri Njoroge (UNHCR) njorogda@unhcr.org +256780139015 Shivanarain Singh (UNICEF) ssingh@unicef.org

Published: November 2021

Objective: Access to sanitation and hygiene services for refugees and hosting population improved

Indicator	*Actual*	*Target/Standard ('21)*	*Actual* ■ *against annual target* ■ *or standard*
Household latrine coverage (as of June 2021)			
- Congolese and other refugees	67%	75% / ≥85%	
- South Sudanese refugees	75%	75% / ≥85%	
- Burundian refugees	80%	80% / ≥85%	



Institutional sanitation facilities constructed			
- Congolese and other refugees	259	200	
- South Sudanese refugees	166	200	
- Burundian refugees	4	7	

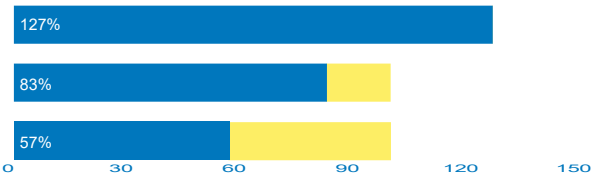

Objective: Institutions for effective management and provision of water and sanitation at national, regional and lower levels considering refugee settlements and host communities

Indicator	*Actual*	*Target/Standard ('21)*	*Actual* ■ *against annual target* ■ *or standard*
Water schemes designs reviewed, optimized and approved by Ministry of Water & Environment			
- Congolese and other refugees	66%	100%	
- South Sudanese refugees	66%	100%	
- Burundian refugees	0%	100%	

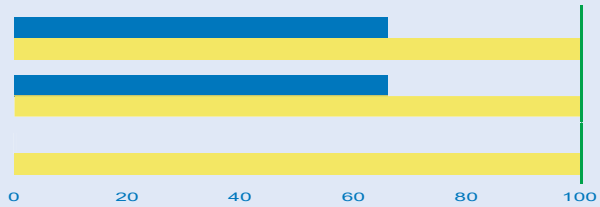

Water schemes under management of utilities (e.g. NWSC and Umbrella Authorities)			
- Congolese and other refugees	6	6	
- South Sudanese refugees	4	10	

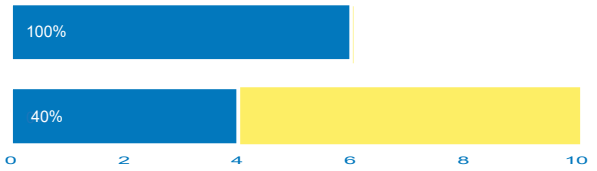

Catchment Management Committees inclusive of refugees			
- Congolese and other refugees	0	10	
- South Sudanese refugees	0	10	
- Burundian refugees	0	10	



WASH Funding required (2021) **$ 51M**

WASH Funding received (2021) **$ 33.3M**

Partners

Action Against Hunger (ACF) | African Initiatives for Relief and Development (AIRD) | Caritas Uganda (Caritas) | Care and Assistance for Forced Migrants (CAFOMI) | Catholic Relief Services (CRS) | Community Empowerment for Rural Development (CEFORD) | Danish Refugee Council (DRC) | District Local Government (DLG) | International Aid Services (IAS) | Jesuit Refugee Services (JRS) | Lutheran World Federation (LWF) | Ministry of Water and Environment (MoWE) | National Water and Sewerage Corporation (NWSC) | NSAMIZI | Samaritan's Purse (SP) | UN High Commissioner for Refugees (UNHCR) | United Nations Children's Fund (UNICEF) | Uganda Red Cross Society (URCS) | Welhungerhilfe (WHH) | Water Mission Uganda (WMU) | World Vision International (WVI)

Operational Presence

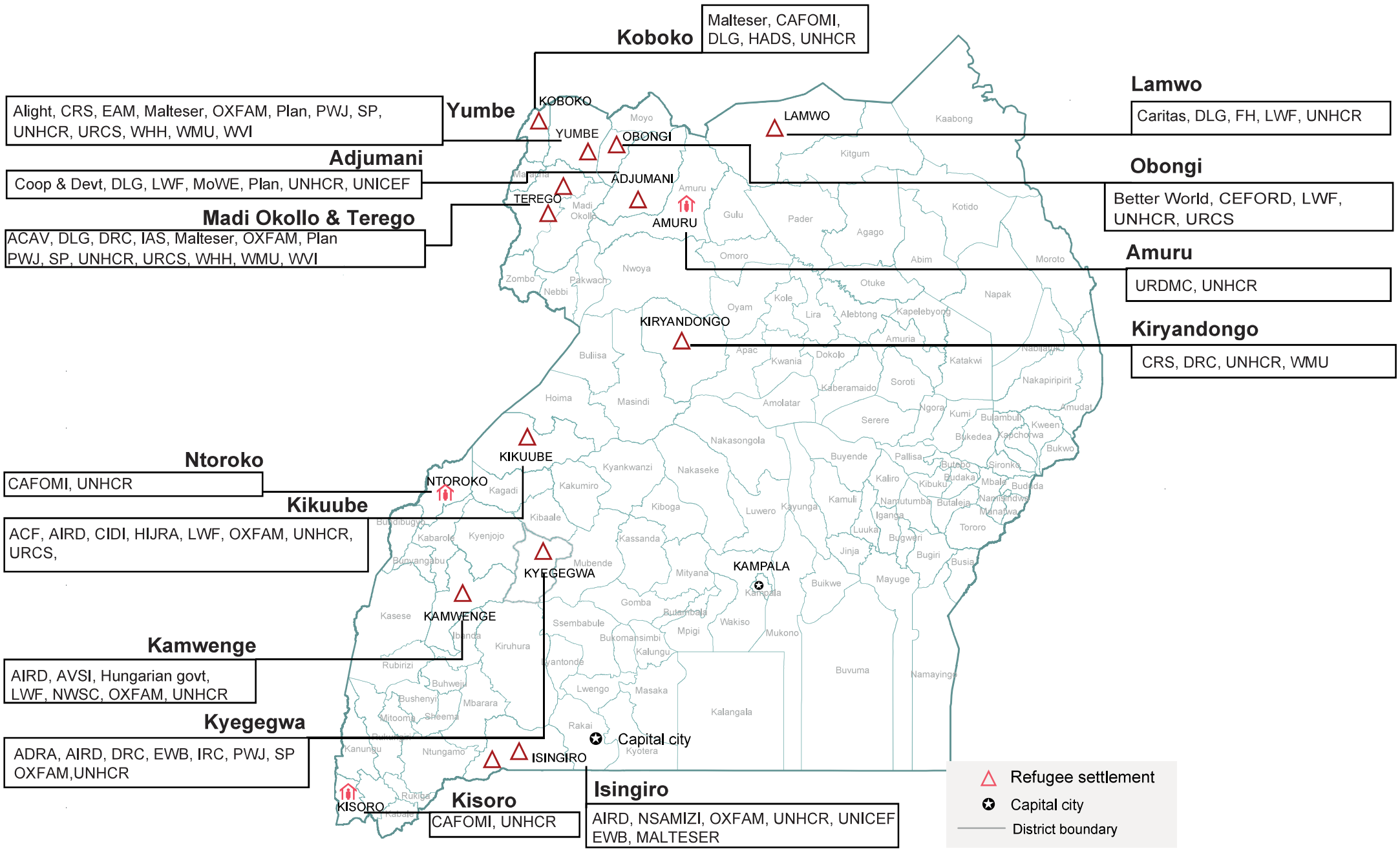

The boundaries and names shown and the designations on this map do not imply official endorsement or acceptance by the United Nations