Uganda - Refugee Statistics December 2021 - Oruchinga

Total Population

7,645

Total Households

1,776

Total Refugees

7,645

Total Asylum-Seekers

0

Women and Children

81%

6,179

Elderly

3%

219

Female

52%

3,944

Youth 15-24

20%

1,558

Zones - Top 10

Level3	HHs	Individuals
Kifunjo	544	2,232
Michinga	453	1,998
Busheka	448	1,957
Rurongo	191	903
Kazinga	134	536
Makindye Division	3	8
Rubondo	2	7
Isingiro	1	6
Oruchinga	1	2

Country of Origin

Country of Origin	Total
Democratic Republic of the Congo	3,943
Rwanda	1,948
Burundi	1,716
South Sudan	37

Age & Gender Breakdown

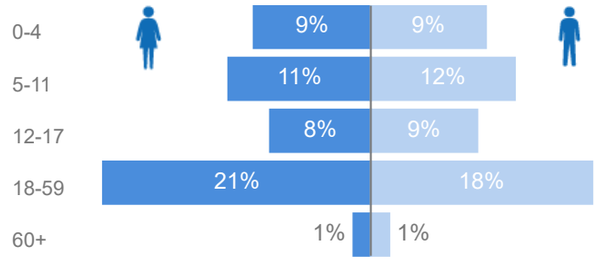

Specific Needs - Top 7

616 283

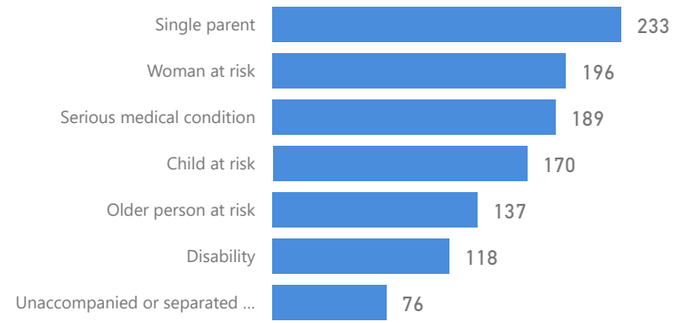

New Registration by Month

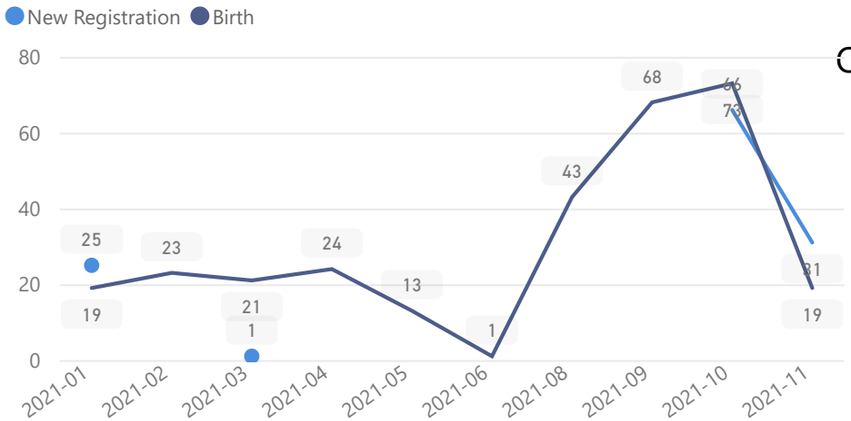

Occupation - Top 5

41.6% Have occupation

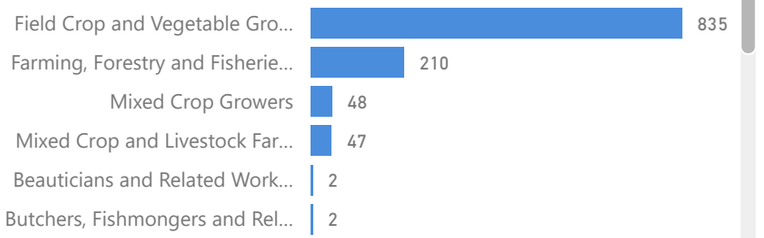

* Age is between 18 - 59 years for Occupation
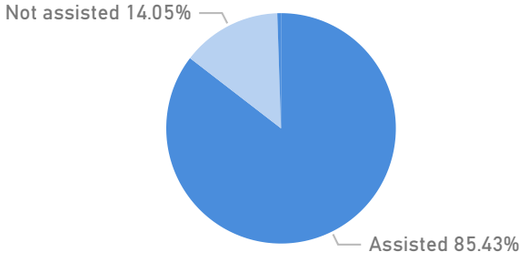
Assistance Status