REGIONAL BUREAU FOR EAST, HORN OF AFRICA AND THE GREAT LAKES

# Refugees and asylum-seekers by country of asylum

as of 31 December 2021

UNHCR The UN Refugee Agency

**4.93** MILLION

REFUGEES AND ASYLUM-SEEKERS

## KEY STATISTICS

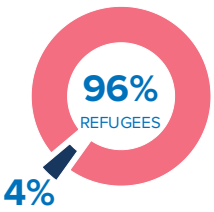


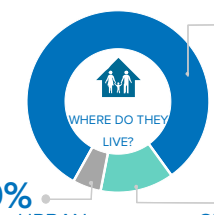


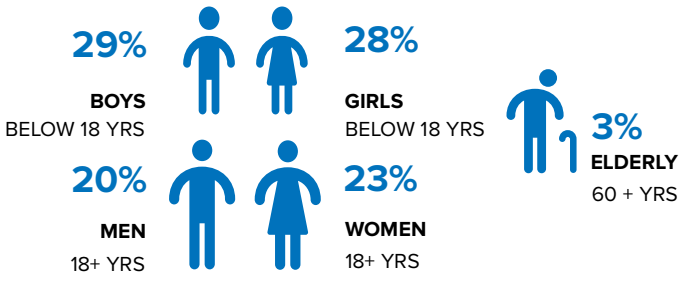


## TOTALS BY COUNTRY OF ORIGIN




## ANNUAL TREND OF DISPLACEMENT

| 2011 to 2021 (in millions)

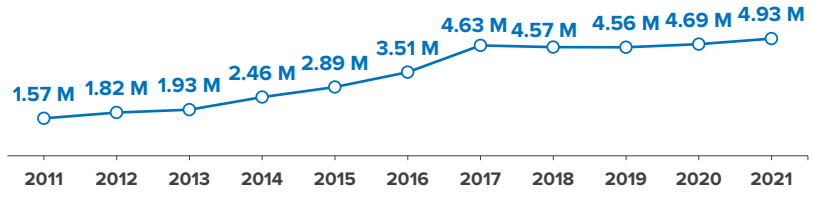


## TOTALS BY HOST COUNTRY

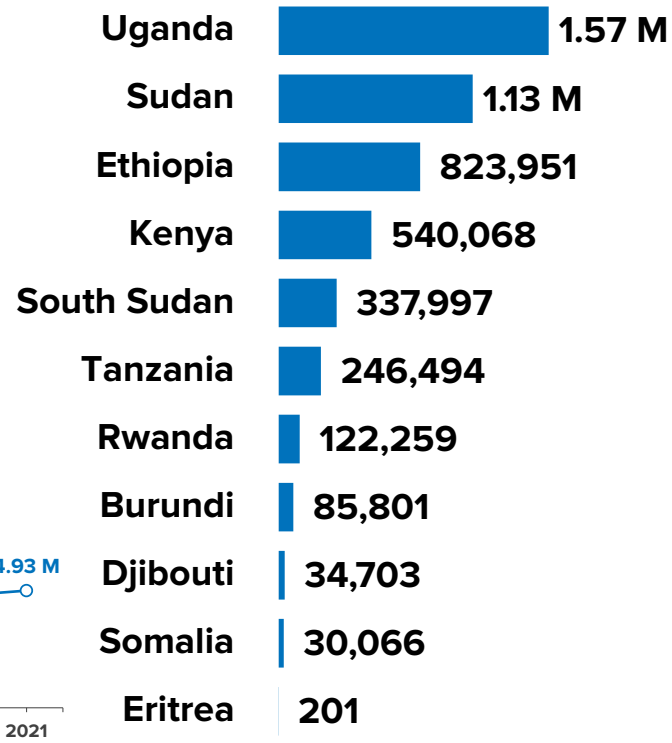


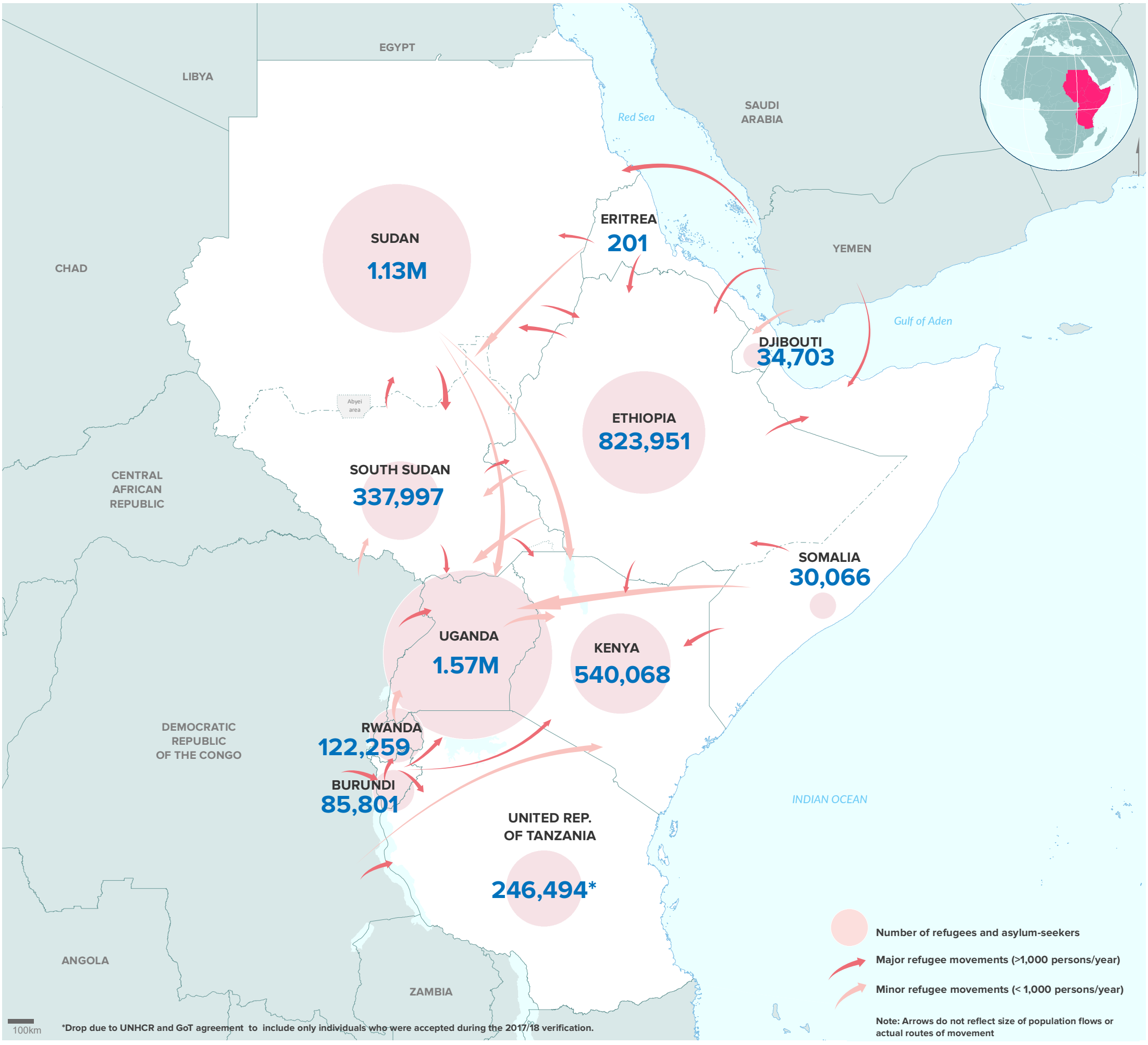


*Drop due to UNHCR and GoT agreement to include only individuals who were accepted during the 2017/18 verification.

*The boundaries and names shown and the designations used on this map do not imply official endorsement or acceptance by the United Nations. Final boundaries between the Republic of Sudan and the Republic of South Sudan and Somalia and Ethiopia has not yet been determined. Final status of the Abyei area is not yet determined.*

**Creation date:** 31 Jan 2022 **Sources:** Geographic data: UNCS. Population statistics: UNHCR Monthly Statistical Reports 31 December 2021 or latest available. Statistics should be considered provisional and subject to change. **Author:** UNHCR Regional Bureau for East, Horn of Africa and the Great Lakes **Feedback:** DIMAEHAGL@unhcr.org