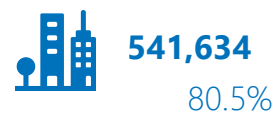


Active Registered Persons Of Concern


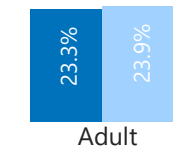
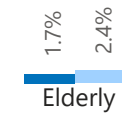
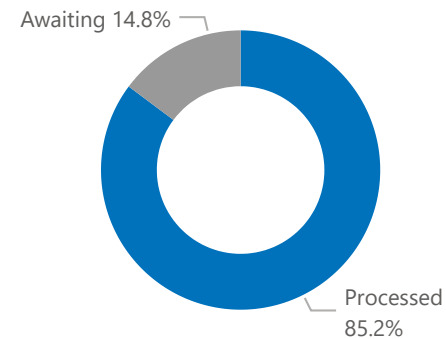
673,188



Age and Gender

Gender	0-4	5-11	12-17	18-35	36-59	60+
Male	46,646	69,395	51,668	98,120	58,875	11,546
Female	44,668	65,811	48,993	96,656	64,464	16,346
Total	91,314	135,206	100,661	194,776	123,339	27,892
	13.6%	20.1%	15.0%	28.9%	18.3%	4.1%

Biometric Statistics



● Male ● Female

Origin Country

SYR	673,188	100.0%
-----	---------	--------

Specific Needs

Serious medical condition	77,000	11.4%
Specific legal and physical protection needs	33,633	5.0%
Child at risk	27,817	4.1%
Single parent	15,839	2.4%
Woman at risk	11,446	1.7%
Older person at risk	6,196	0.9%
Unaccompanied or separated child	2,047	0.3%

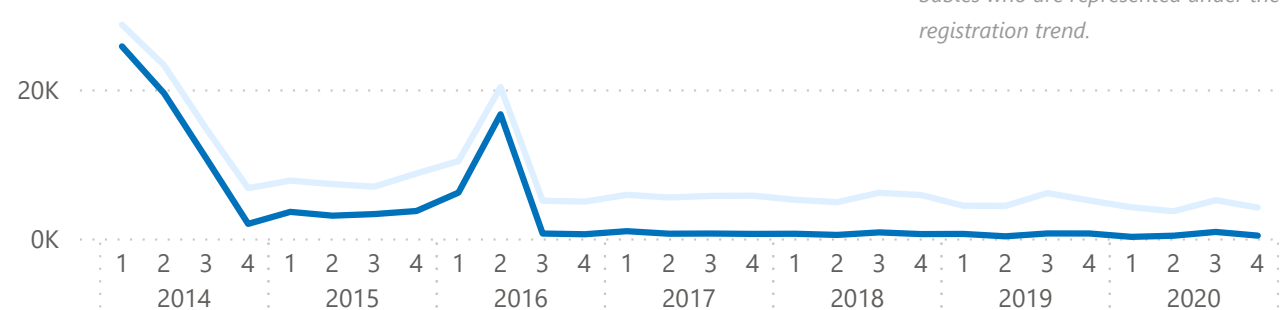
* Specific need Disability is under validation

* An individual can have more than one specific need

Individuals with Specific Needs	144,261	21.4%
---------------------------------	---------	-------

Registration Trend Quarterly

● Arrival ● Registered



Year of Arrival

Pre 2011	10,141	1.9%
2011	20,822	4.0%
2012	145,642	27.8%
2013	241,571	46.1%
2014	57,999	11.1%
2015	13,595	2.6%
2016	24,053	4.6%
2017	2,901	0.6%
2018	2,521	0.5%
2019	2,251	0.4%
2020	1,856	0.4%
2021	242	0.0%
2022	2	0.0%

* The new arrivals excludes newborn babies who are represented under the registration trend.

