Uganda - Refugee Statistics February 2022 - Nakivale

Total Population
151,473

Total Refugees
142,544

Total Households
42,379

Total Asylum-Seekers
8,930

Women and Children
76 %
115,806

Elderly
3 %
3,952

Female
50 %
75,538

Youth 15-24
21 %
31,643

Zones

Level3	HHs	Individuals
Base Camp	22,453	76,628
Rubondo	13,209	48,675
Juru	6,272	25,026
Makindye Division	95	265
Kampala Central	72	222
Rubaga Division	57	153
Rutshuru	2	11
Nakivale	2	8
Sweswe	3	7
Kifunjo	2	5
Fizi	1	2

Country of Origin	Total
Democratic Republic of the Congo	78,291
Burundi	38,166
Rwanda	17,427

Age & Gender Breakdown

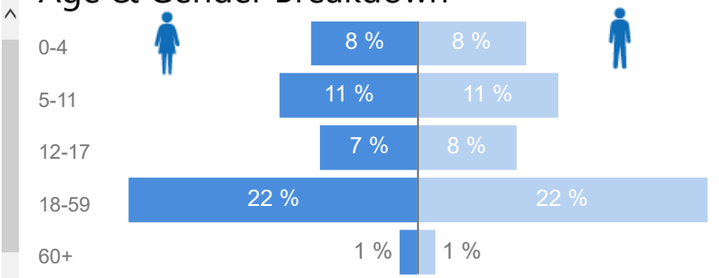

Specific Needs
- Top 7

5,261 3,126

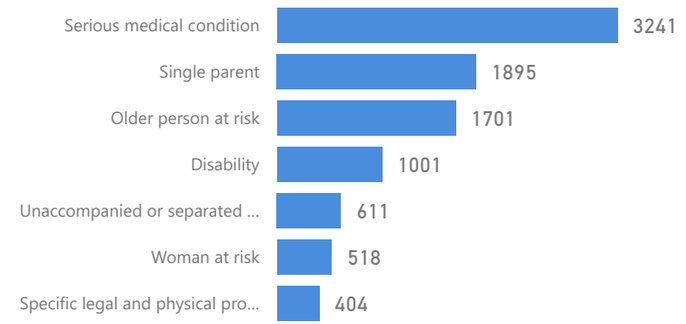

New Registration by Month

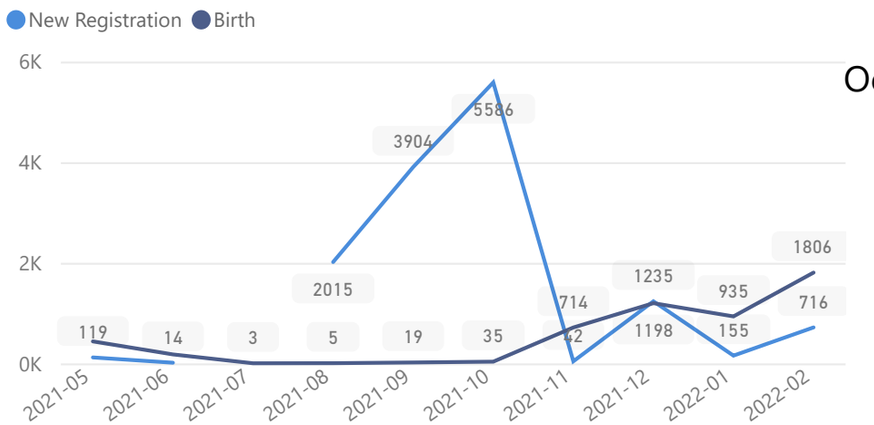

Occupation - Top 5

30.8 % Have occupation

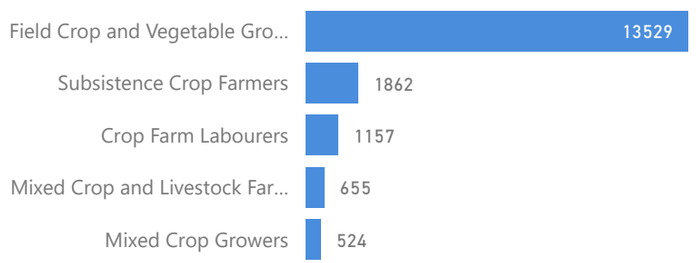

* Age is between 18 - 59 years for Occupation
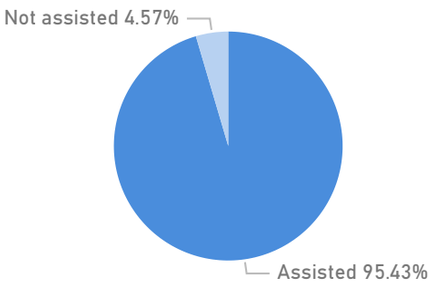
Assistance Status