Registered Persons of Concern Refugees and Asylum Seekers in Jordan - Multip...

Updated date: 4/18/2022

Active Registered Persons Of Concern **20,563**

20,563	100.0%	
0	0.0%	
1,035	5.0%	
13,996	68.1%	
5,532	26.9%	

Age and Gender

Gender	0-4	5-11	12-17	18-35	36-59	60+
Female	1,086	963	667	2,160	1,386	265
Male	1,111	1,000	705	5,987	4,463	770
Total	**2,197**	**1,963**	**1,372**	**8,147**	**5,849**	**1,035**
	10.7%	9.5%	6.7%	39.6%	28.4%	5.0%

Biometric Statistics

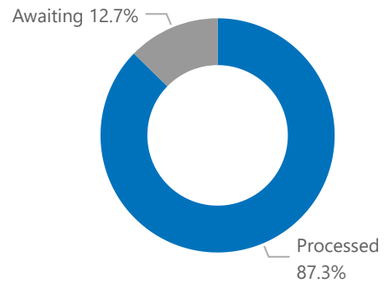

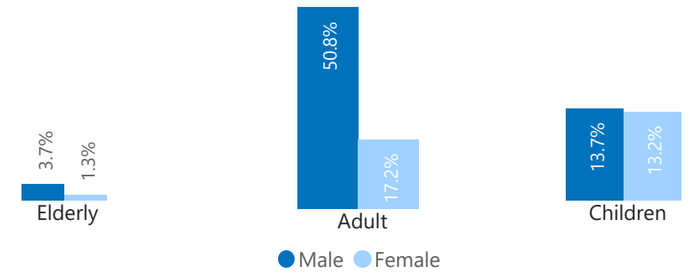

Origin Country

SOM	658	3.2%
other	1,387	6.7%
SUD	5,643	27.4%
YEM	12,875	62.6%

Specific Needs

Serious medical condition	3,714	18.1%
Specific legal and physical protection needs	1,152	5.6%
Woman at risk	551	2.7%
Child at risk	298	1.4%
Single parent	289	1.4%
Older person at risk	118	0.6%
Unaccompanied or separated child	35	0.2%

** Specific need Disability is under validation*

** An individual can have more than one specific need*

Individuals with Specific Needs	5,252	25.5%

Year of Arrival

Pre 2011	1,506	8.4%
2011	494	2.8%
2012	917	5.1%
2013	2,046	11.4%
2014	1,675	9.4%
2015	3,234	18.1%
2016	1,289	7.2%
2017	1,839	10.3%
2018	4,678	26.2%
2019	143	0.8%
2020	45	0.3%
2021	12	0.1%
2022	0	0.0%

Registration Trend

Pre - 2011	8,235	20.9%
2011	857	2.2%
2012	710	1.8%
2013	2,510	6.4%
2014	2,865	7.3%
2015	4,359	11.1%
2016	3,546	9.0%
2017	5,590	14.2%
2018	8,064	20.5%
2019	1,211	3.1%
2020	428	1.1%
2021	818	2.1%
2022	200	0.5%

Registration Trend Quarterly

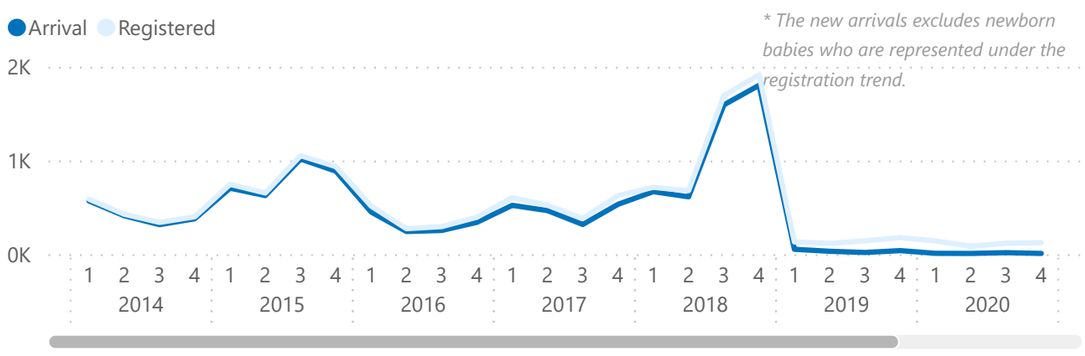

** The new arrivals excludes newborn babies who are represented under the registration trend.*

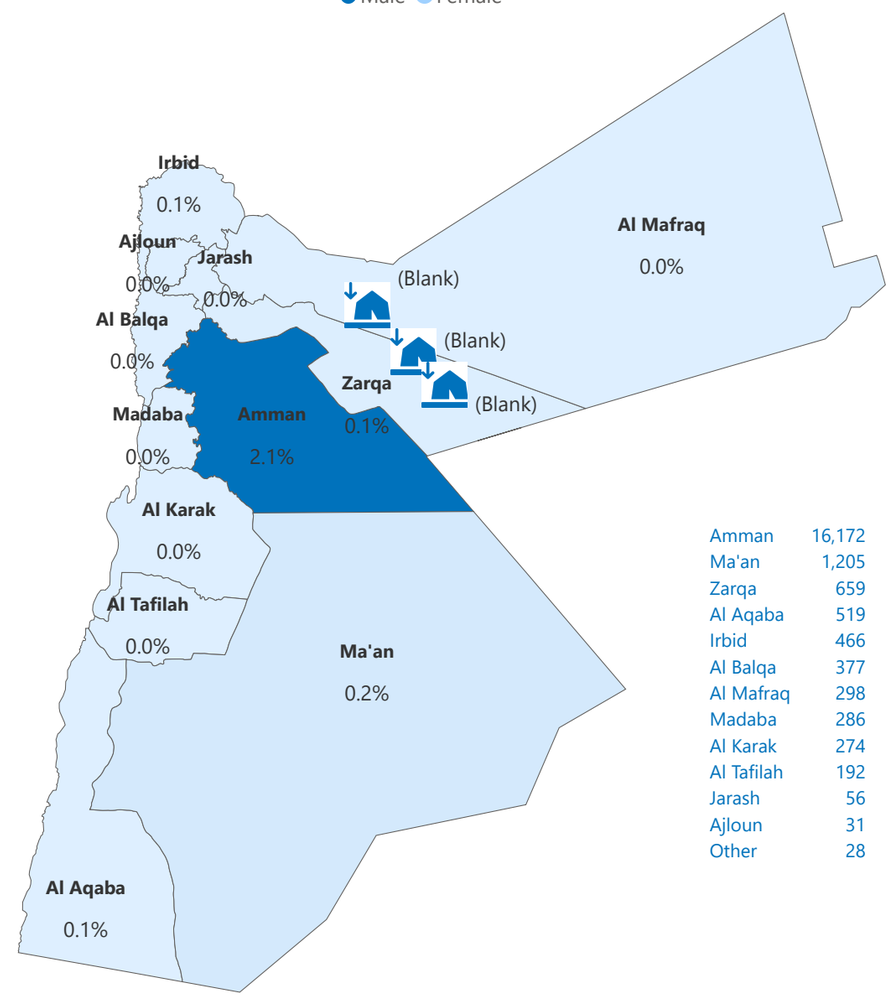

Amman	16,172
Ma'an	1,205
Zarqa	659
Al Aqaba	519
Irbid	466
Al Balqa	377
Al Mafraq	298
Madaba	286
Al Karak	274
Al Tafilah	192
Jarash	56
Ajloun	31
Other	28

Prepared by Data Analysis Group | Jordan