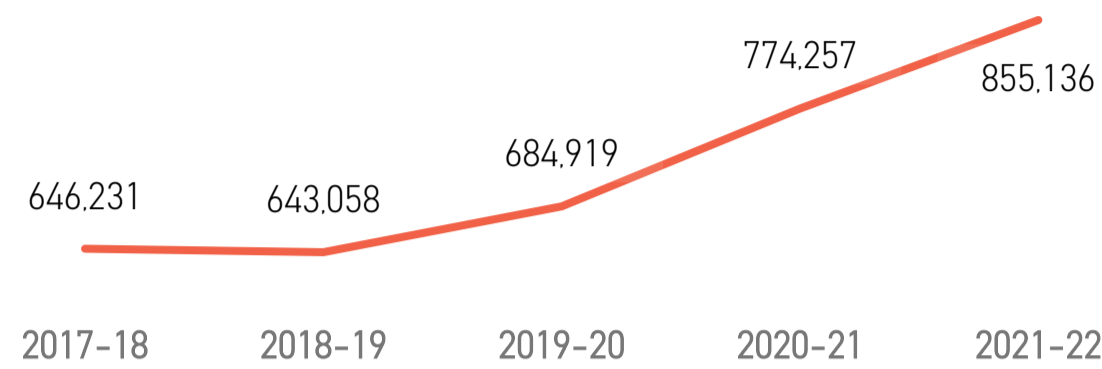


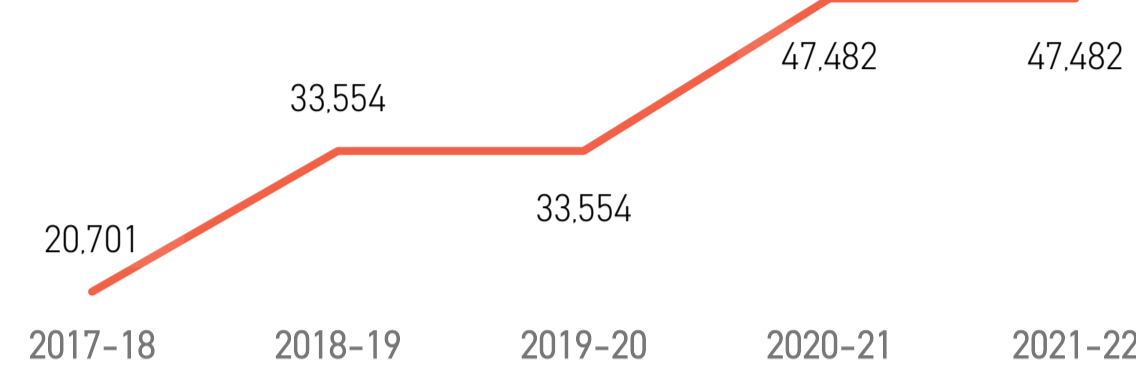


STATISTICS OF EDUCATION OPPURTUNITIES PROVIDED TO SYRIAN STUDENTS UNDER TEMPORARY PROTECTION

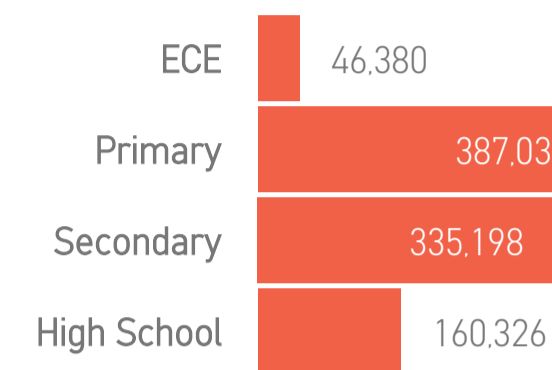
Enrolment in Formal Education



Enrolment in Higher Education



Breakdown by Level



OBJECTIVE 1: INCREASE ACCESS TO FORMAL, NON-FORMAL, INFORMAL, AND HIGHER EDUCATION PROGRAMMES

52,200

of children enrolled in all forms... early childhood education

65% 35%

855,136

of children enrolled in formal education

98%

5,200

of children provided with accredited non-formal education

17% 83%

4,219

of children enrolled in informal non-accredited education

20% 80%

1,184

of students receiving higher education scholarships and cash grants

91%

44,337

of individuals received life-skills and citizenship education

26% 74%

OBJECTIVE 1: VULNERABLE REFUGEE CHILDREN HAVE ACCESS TO SOCIAL PROTECTION

0

of children benefiting from conditional cash transfer for education

100%

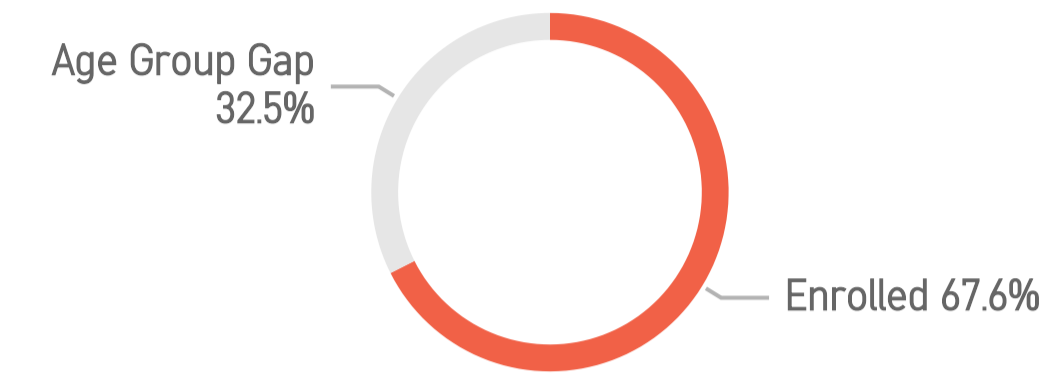
6,520

of refugee children provided with transportation to school

100%

SECTOR STATISTICS

Gross Enrolment Rate for Formal Education



\$237,060,326

Total Appeal for 2022

OBJECTIVE 2: ENHANCE THE QUALITY OF EDUCATION OPPORTUNITIES

2,813

of teachers and education personnel provided with incentives

69% 31%

514

of teachers and education personnel trained including on remote learning

99%

ACTIVITIES TO ENHANCE ACCESS TO EDUCATION AND IMPROVE EDUCATIONAL QUALITY

0

of children receiving case management support for enrolment

0

of children receiving school supplies

9,300

of children benefitting from constructed, established or rehabilitated classrooms

Legend

● % of 3RP Progress ● % of Gap against 3RP Targets

Sources: MoNE, YOK, ActivityInfo, Education Sector