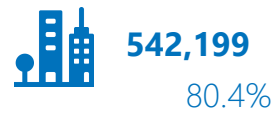


Active Registered Persons Of Concern



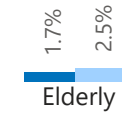
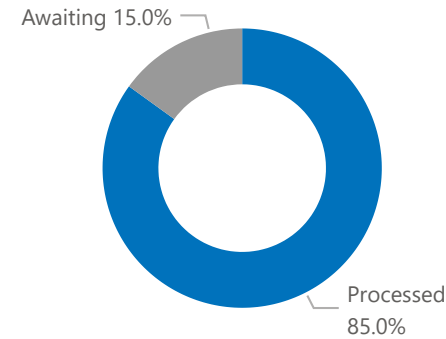
674,458



Age and Gender

Gender	0-4	5-11	12-17	18-35	36-59	60+
Male	45,880	69,622	52,227	98,232	59,114	11,709
Female	44,210	65,863	49,452	96,731	64,819	16,599
Total	90,090	135,485	101,679	194,963	123,933	28,308
	13.4%	20.1%	15.1%	28.9%	18.4%	4.2%

Biometric Statistics



● Male ● Female

Origin Country

SYR	674,458	100.0%
-----	---------	--------

Specific Needs

Serious medical condition	78,979	11.7%
Specific legal and physical protection needs	33,507	5.0%
Child at risk	27,761	4.1%
Single parent	15,821	2.3%
Woman at risk	11,401	1.7%
Older person at risk	6,198	0.9%
Unaccompanied or separated child	2,044	0.3%

* Specific need Disability is under validation

* An individual can have more than one specific need

Individuals with Specific Needs	146,493	21.7%
---------------------------------	---------	-------

Year of Arrival

Pre 2011	10,124	1.9%
2011	20,794	4.0%
2012	145,006	27.8%
2013	240,382	46.1%
2014	57,703	11.1%
2015	13,562	2.6%
2016	23,980	4.6%
2017	2,929	0.6%
2018	2,555	0.5%
2019	2,317	0.4%
2020	1,844	0.4%
2021	271	0.1%
2022	31	0.0%

* The new arrivals excludes newborn babies who are represented under the registration trend.

Registration Trend

Pre - 2011	1,425	0.1%
2011	2,361	0.2%
2012	130,057	11.4%
2013	667,413	58.7%
2014	121,367	10.7%
2015	41,018	3.6%
2016	53,611	4.7%
2017	28,675	2.5%
2018	27,527	2.4%
2019	22,281	2.0%
2020	13,272	1.2%
2021	23,142	2.0%
2022	5,533	0.5%

Registration Trend Quarterly

