

Active Registered Persons Of Concern

66,029



66,028

100.0%



1

0.0%



8,587

13.0%



39,581

59.9%



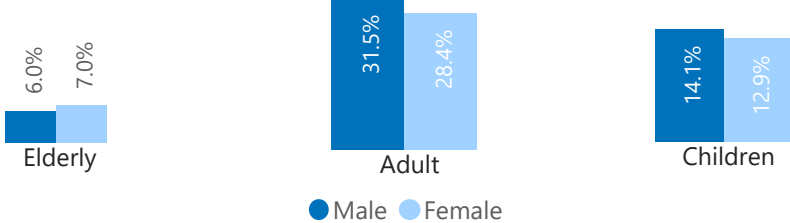
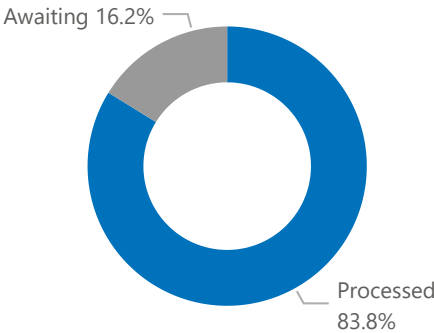
17,861

27.1%

Age and Gender

Gender	0-4	5-11	12-17	18-35	36-59	60+
Male	671	4,251	4,415	10,759	10,056	3,951
Female	618	3,942	3,964	9,437	9,329	4,636
Total	1,289	8,193	8,379	20,196	19,385	8,587
	2.0%	12.4%	12.7%	30.6%	29.4%	13.0%

Biometric Statistics



Origin Country

IRQ	66,029	100.0%
-----	--------	--------

Specific Needs

Serious medical condition	11,258	17.1%
Specific legal and physical protection needs	2,195	3.3%
Woman at risk	2,045	3.1%
Child at risk	1,865	2.8%
Single parent	1,176	1.8%
Older person at risk	990	1.5%
Unaccompanied or separated child	80	0.1%

* Specific need Disability is under validation

* An individual can have more than one specific need

Individuals with Specific Needs	16,041	24.3%
---------------------------------	--------	-------

Year of Arrival

Pre 2011	13,386	21.6%
2011	2,264	3.7%
2012	2,489	4.0%
2013	4,523	7.3%
2014	15,609	25.2%
2015	7,515	12.1%
2016	8,143	13.1%
2017	5,442	8.8%
2018	2,457	4.0%
2019	87	0.1%
2020	54	0.1%
2021	7	0.0%
2022	1	0.0%

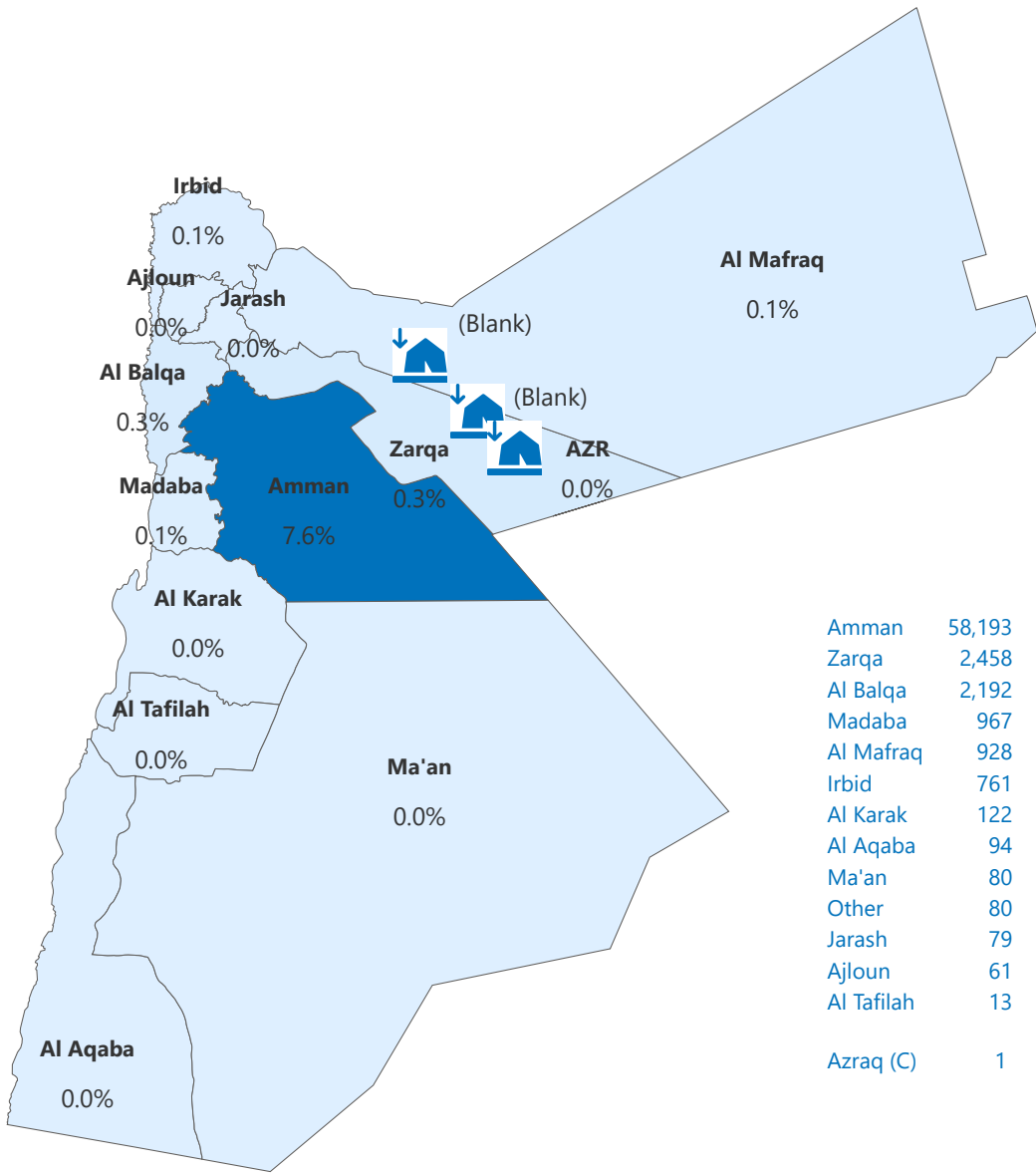
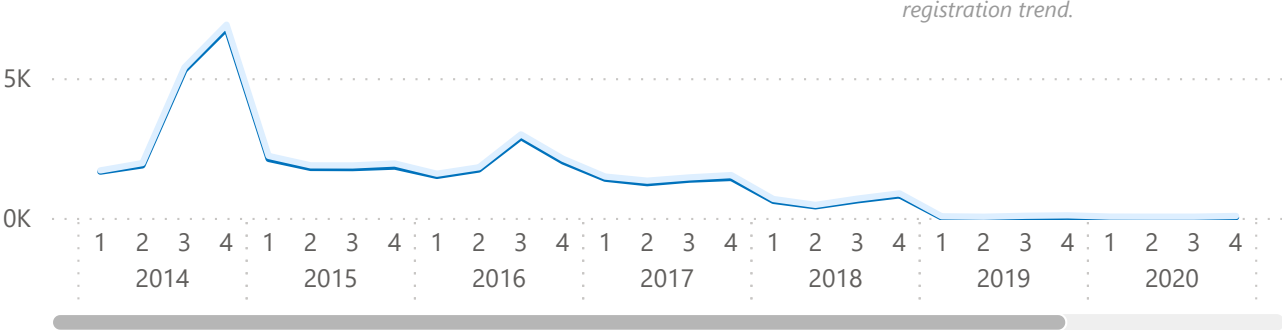
* The new arrivals excludes newborn babies who are represented under the registration trend.

Registration Trend

Pre - 2011	133,236	65.4%
2011	7,770	3.8%
2012	4,088	2.0%
2013	5,396	2.6%
2014	21,537	10.6%
2015	9,870	4.8%
2016	10,563	5.2%
2017	7,070	3.5%
2018	3,220	1.6%
2019	431	0.2%
2020	127	0.1%
2021	425	0.2%
2022	83	0.0%

Registration Trend Quarterly

● Arrival ● Registered



Amman	58,193
Zarqa	2,458
Al Balqa	2,192
Madaba	967
Al Mafraq	928
Irbid	761
Al Karak	122
Al Aqaba	94
Ma'an	80
Other	80
Jarash	79
Ajloun	61
Al Tafilah	13
Azraq (C)	1