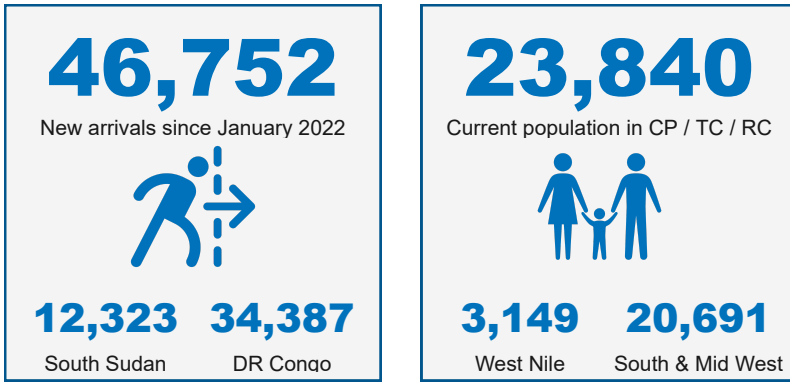


Key figures and narrative analysis



Uganda continues to receive new arrivals from the Democratic Republic of Congo (DRC) and South Sudan, through the Southwestern and Northern borders.

The border entry points of Bunagana, Nteko and Busanza have remained calm throughout the reporting period (21 - 28 April). On 21 April, 940 refugees were relocated to Nakivale, as a result 18,033 new arrivals remained at the holding centre and transit centre as of 28 April 2022.

There have been no new arrivals at the holding area in Kasese, the total population accommodated there is 864 individuals.

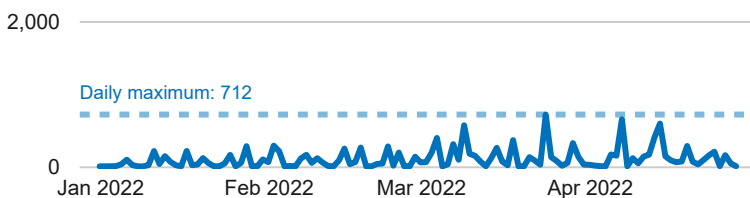
Note that this dashboard is only showing figures for new arrivals who have undergone Level 1 registration, it therefore does not include those who are staying along the border or with host community.

In addition to the large influx into the Southwest, new arrivals from South Sudan are also continuing to cross into West Nile.



New arrivals at Nyakabande TC boarding buses to be settled in Nakivale. ©UNHCR

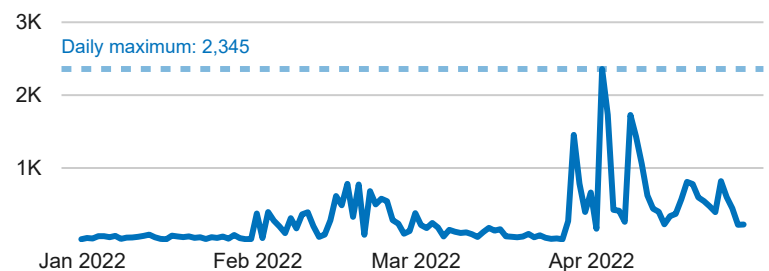
New arrivals from South Sudan by district of entry



District	January	February	March	April	Total
AMURU	969	1,602	1,866	1,492	5,929
ARUA	10	308	559	151	1,028
KOBOKO	453	232	1,401	506	2,592
LAMWO			533	1,552	2,085
YUMBE	209	238	172	70	689
Total	1,641	2,380	4,531	3,771	12,323

Note: New arrivals by district of entry are counted through Level 1 registration

New arrivals from DR Congo by district of entry



District	January	February	March	April	Total
ZOMBO	3	379	32	7	421
NTOROKO		8			8
KOBOKO	98	199		2	299
KISORO	346	411	3,014	16,843	20,614
KIKUUBE		532	1,357	469	2,358
KASESE	5	4		1,178	1,187
KANUNGU			6		6
HOIMA		101			101
BUNDIBUGYO	602	7,340	1,109	242	9,293
ARUA	6	39	55		100
Total	1,060	9,013	5,573	18,741	34,387

Status of Transit / Reception Centres and Collection Points in West Nile

Location	Capacity	Population	Arrivals*	Settled*
Goboro TC	1,000	18	701	
Imvepi RC	700	46	1,616	1,579
Kuluba TC	1,200	523	366	
Lokung CP	560	1,474	1,549	31
Nyumanzi RC	2,000	243	602	378
Ocea RC	800	420	4,528	4,294
Omugo QC	1,500	0	5,594	
Palabek CP	200	425	3,546	3,073
Total capacity	7,960	Total population	3,149	Total settled
				9,355

* Figures for arrivals and settled are cumulative from January 2022 to date
Note: Refugees at Goboro TC relocate to Imvepi RC after quarantine; some new arrivals at Palabek CP are unregistered refugees from Palabek; refugees at Omugo QC relocate to Ocea RC and Imvepi RC for registration

Status of Holding / Transit / Reception Centres in South & Mid West

Location	Capacity	Population	Arrivals*	Settled*
Bubukwanga TC	1,200	91	8,497	
Bwera HC	260	864	27	
Kabazana RC	1,200	118	2,210	1,204
Kagoma RC	1,000	1,478	2,363	994
Mahani RC	1,000	19	7,841	7,940
Nyakabande TC	5,000	18,033	21,097	
Sebagoro TC	200	0	2,299	
Sweswe RC	1,000	88	1,419	1,343
Total capacity	10,860	Total population	20,691	Total settled
				11,481

* Figures for arrivals and settled are cumulative from January 2022 to date
Note: Refugees at Sebagoro TC relocate to Kagoma RC; refugees at Bubukwanga TC relocate to Mahani RC and Sweswe RC; refugees at Nyakabande TC relocate to Kabazana RC; figures for Nyakabande TC include those for the holding area