

Between January and March there have been 34 large-group internal displacement affecting more than 11,476 people (3,811 families) displaced. These statistics show a decrease of 45%<sup>2</sup> of internally displaced persons compared to 2021.

Displacement emergencies continue to happen in areas of the Pacific, particularly along the coast of Nariño, Cauca and Valle del Cauca, as well as in the basins of the Atrato, Baudó and San Juan rivers, in Chocó. However, there is evidence of the expansion of these affectations to areas in southern Bolívar and the department of Magdalena, and the intensification of armed actions in Norte de Santander and Arauca.

In the latter department, the humanitarian situation has worsened during the first quarter of 2022 with the occurrence of

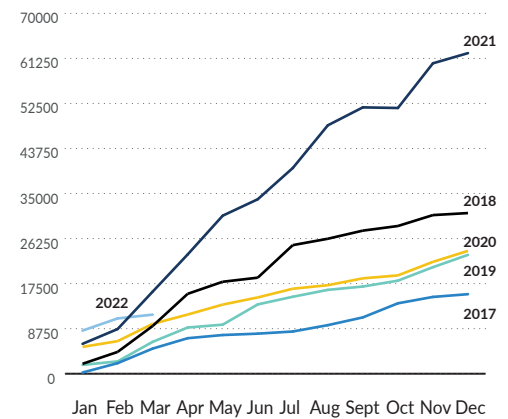
large-group internal displacement and individual displacements in Tame, Arauca and Arauquita, which continues the tendency evidenced since the second half of 2021.

The intensification of armed actors by Illegal Armed Actors (AAI) has also aggravated the humanitarian situation in the middle and lower Putumayo, with the occurrence of events in Puerto Asís and Puerto Guzmán.

The main causes of these events continue to be those derived from the presence and armed actions of AAI: armed confrontations, threats and other population control actions, homicides forced rerecruitment, anti-personnel mines (MAP) and unexpoded ordnance (MUSE).

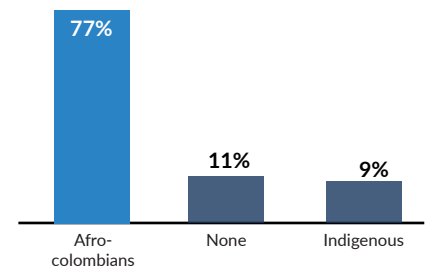
## DISPLACEMENT OVER TIME<sup>1</sup>

Number of people displaced (2017-2022)



January to March 2022:

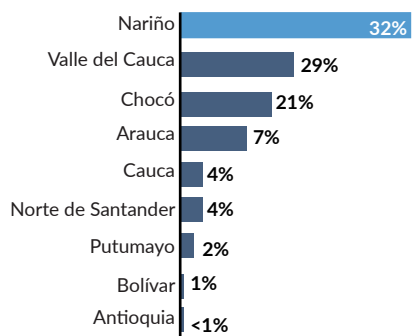
## ETHNICITY



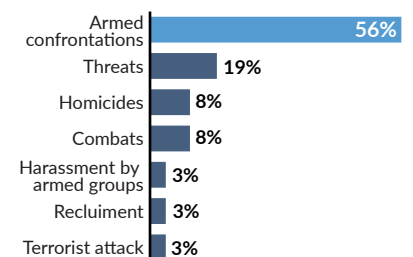
## NATIONALITY

Less than 1% of the population victim of displacement was of Venezuelan nationality.

## DISPLACEMENT BY DEPARTMENT



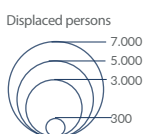
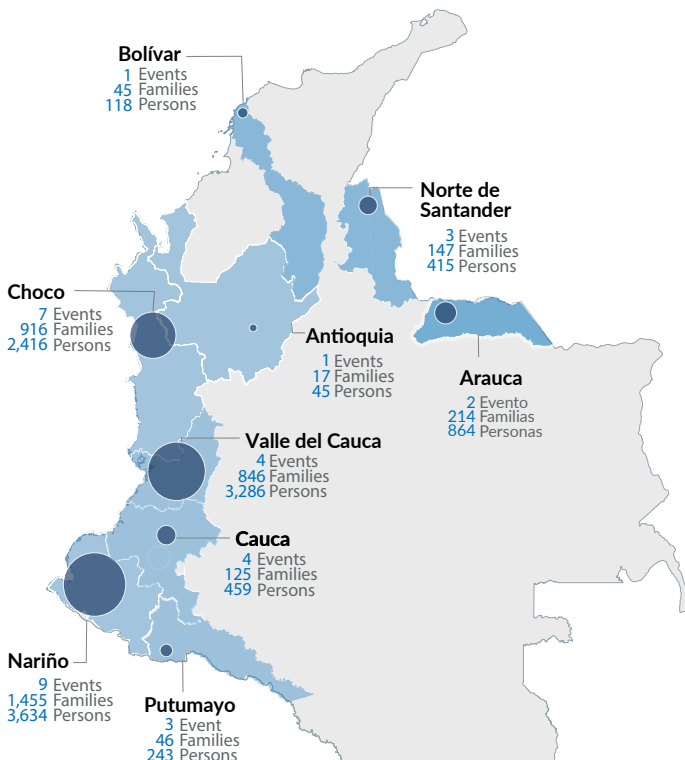
## CAUSES OF DISPLACEMENT



 **34\***  
Events

 **3,811**  
Families

 **11,476**  
Persons



100 km

<sup>1</sup> Large-group displacements are events where more than 10 families or 50 people are displaced. The displacements reported in the infographic and monitored by UNHCR correspond only to those that occurred in the areas covered by its field offices. Note: This factsheet was produced with the support of the European Union's Civil Protection and Humanitarian Aid Operations department (ECHO). <sup>2</sup> While the infographic issued in April 2021 reported 15,937 people affected, a subsequent update in May 2022 shows that in the first quarter of 2021 there were 20,794 massively displaced people, resulting in the percentage reported above. \*The large-group internal displacement events are under constant verification and validation, therefore figures are subject to change.