UNHCR The UN Refugee Agency

Internal use only

REGIONAL BUREAU SOUTHERN AFRICA

ONWARD PoCs MOVEMENTS IN SOUTHERN AFRICA

As of 31 January 2022

KEY FIGURES

109 Onward (overall) movements in this reporting month

8,139 Cumulative onward movements*

28 Onward movements within Southern Africa in this reporting month

2,800 Cumulative onward movements*

61 Outward movements from Southern Africa in this reporting month

2,651 Cumulative outward movements*

20 Inward movements to Southern Africa in this reporting month

2,688 Cumulative inward movements*

AGE AND GENDER

47% 964 | 53% 1,087

	1	0-4	3
	149	5-11	161
	176	12-17	196
	601	18-59	712
	37	>60	15

Monthly trend

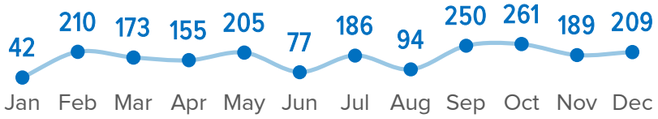

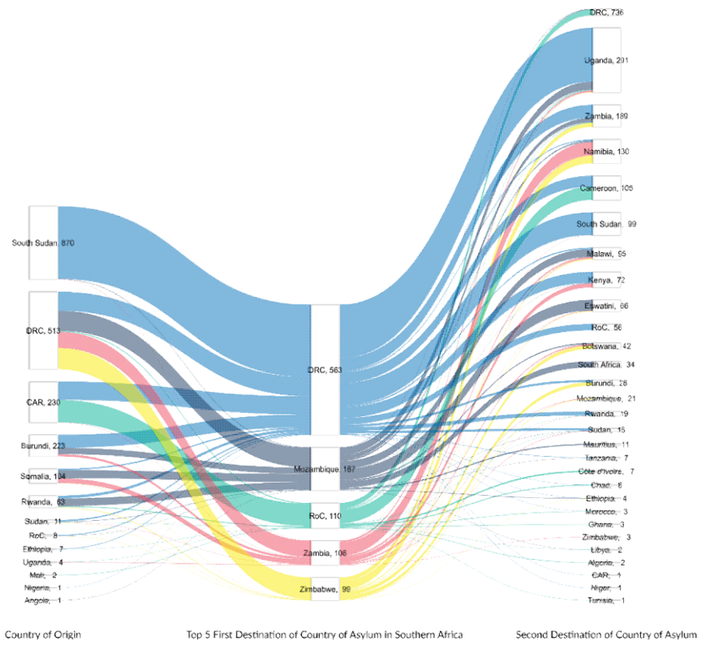

ONWARD PoCs MOVEMENTS AS OF JANUARY 2022

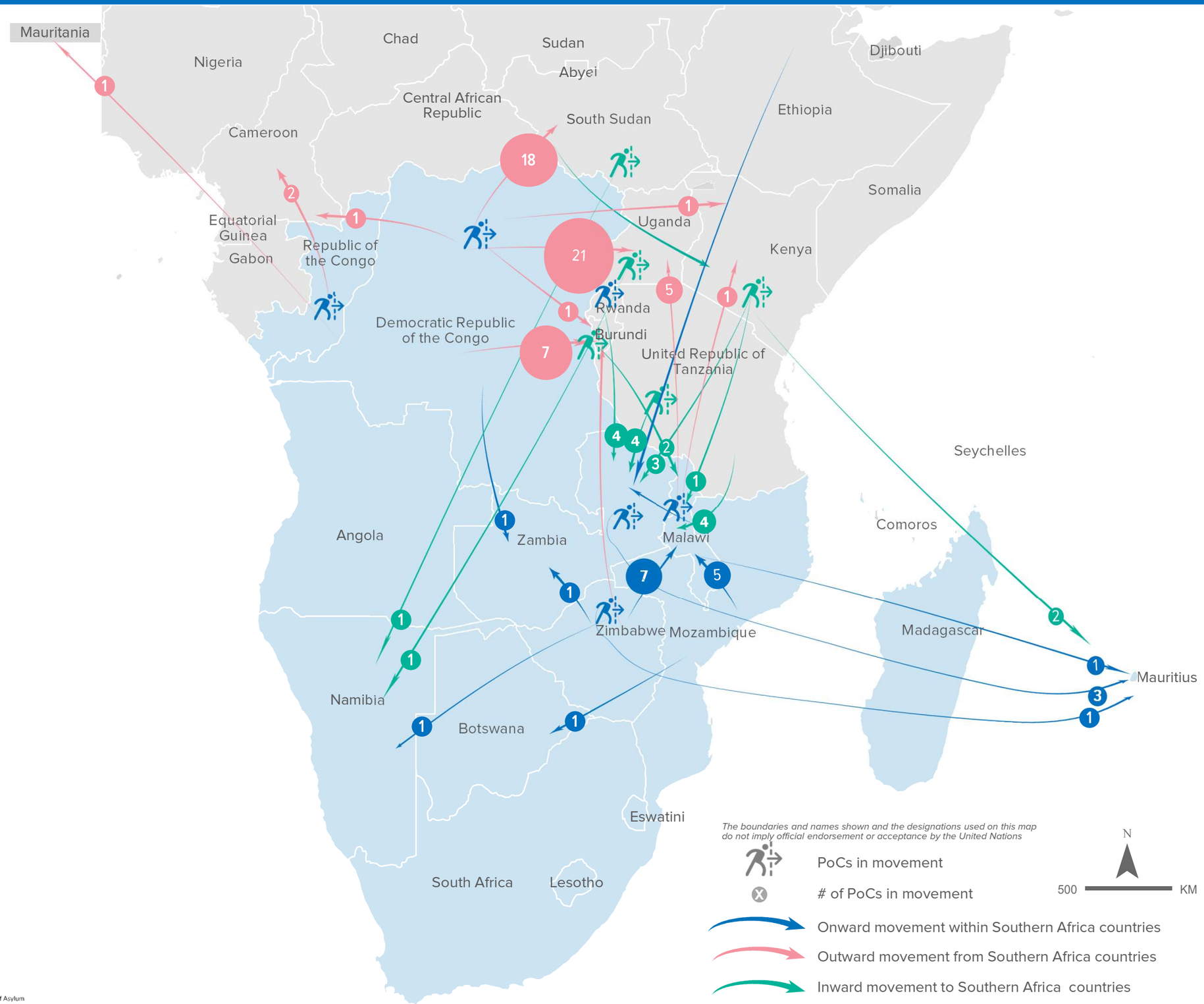

[1] Population Registration and Identity Management EcoSystem

*Cumulatives movements since January 1st 2017

Data sources: UNHCR PRIMES. For more information or to contribute, please contact UNHCR RBSA DIMA (rsarbdima@unhcr.org)