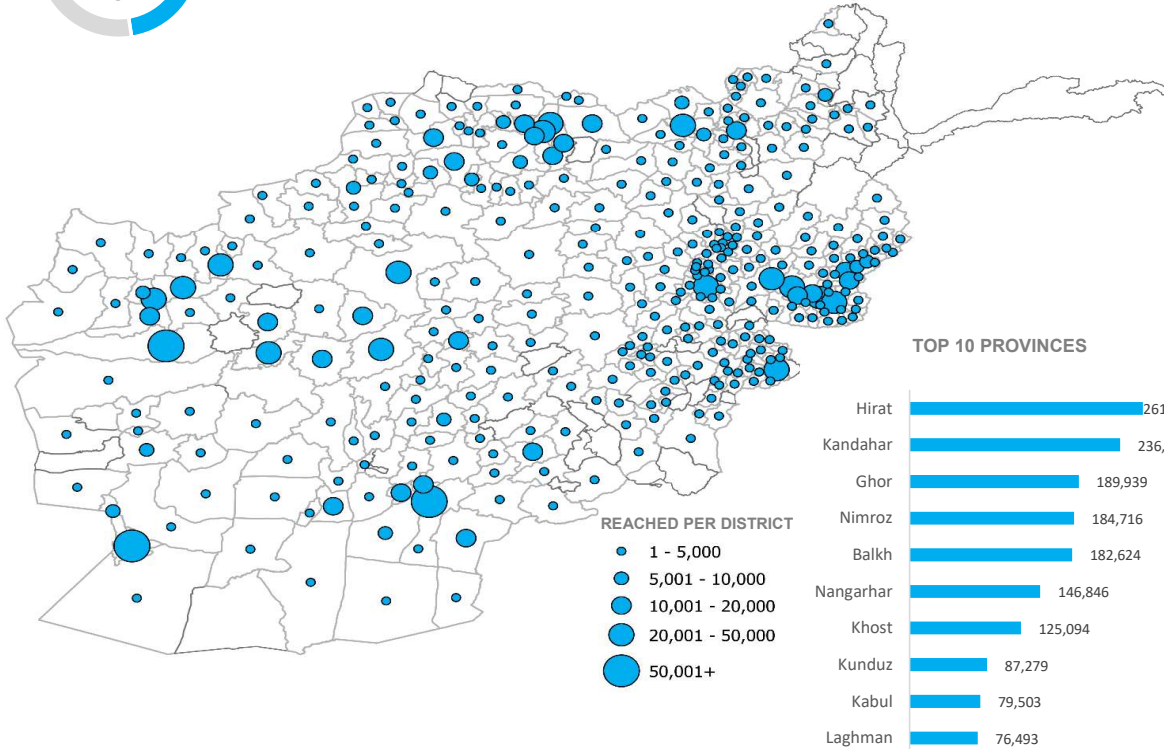




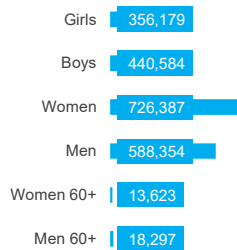
2,143,423
PEOPLE REACHED

Individuals reached with specialized protection services including child protection, gender-based violence, housing, land and property, and mine action, and with general protection services

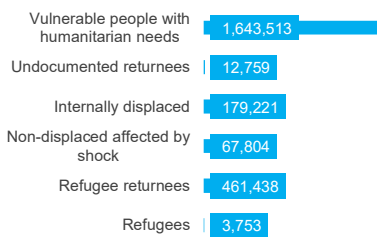


AGE AND GENDER

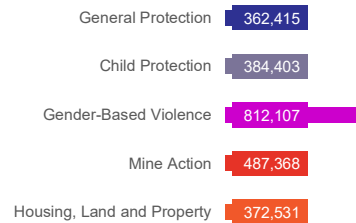
51% of beneficiaries are women and girls, 37% are children



POPULATION GROUPS



SECTORS



REPORTING PARTNERS

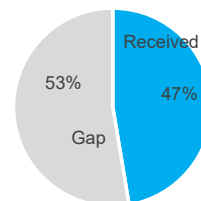
AAA, AABRAR, AAR, ADWSO, APA, ARAA, AREA, ASCHIANA, ATC, AWEC, CARE, CARITAS-G, CHA, CIC, CORDAID, CPAN, CRDSA, CWW, DAFA, DDG, DRC, FSD, HADAAF, HALO Trust, HealthNet TPO, HELP-DE, HI, HIHAO, HRDA, HRRAC, HTAC, IMC, INTERSOS, IOM, IPSO, IRC, IRW, JCSSO, MCPA, MDC, MPO, NCA, NRC, OHW, OMAR, ORD, OXFAM, RI, SCI, SHPOUL, SOUND, TDH, UN-HABITAT, UNHCR, UNICEF, VOPOFA, WASSA, WAW, WC-C, WC-UK, WHH, WSTA, WVI, YHDO, ZOA.

Protection IMU afgkaimu@unhcr.org

30 April 2022

FUNDING

Overall Requirement:
USD 137.4 M



Source: FTS, Cluster

KEY INDICATORS



GENERAL PROTECTION

	TARGET	REACHED	GAP
# of people receive Individual Protection Assistance (IPA) in-kind or cash	30,000	5%	95%
1,644 / 28,356			
# of people receive Cash for Protection	350,000	20%	80%
69,453 / 280,547			
# of people who participated in and or benefited from community-based protection activities	2,000,000	0%	100%
# of people reached through protection monitoring including border monitoring	500,000	52%	48%
260,000			



CHILD PROTECTION

	TARGET	REACHED	GAP
# of children and their caregivers reached with center, mobile and home based activities to improve their mental health and psychosocial well-being following program completion	520,000	32%	68%
167,319 / 352,681			
# of girls and boys at risk, including unaccompanied and separated children, and child survivors of different protection risks identified, documented, and received case management services	33,000	130%	0%
42,786			
# of girls and boys who have suffered from grave child rights violations (including former CAAC & children in detention) receiving socio, education and economic reintegration and life skill assistance	13,500	1%	99%
74 / 13,426			



GENDER-BASED VIOLENCE

	TARGET	REACHED	GAP
# of persons reached with awareness and mitigation activities	334,180	143%	0%
478,491			
# of dignity kits distributed	417,726	8%	92%
33,438 / 384,288			
# of staff trained on GBV core concepts, referrals, case management	6,000	18%	82%
1,109 / 4,891			



MINE ACTION

	TARGET	REACHED	GAP
# of vulnerable people receiving EORE	1,040,360	38%	62%
399,201 / 641,159			
## of Persons with Disabilities (PWD) receiving victim assistance services	1,553	0%	100%
28,381 / 339,434			
Square metres of area cleared from known explosive hazards	8,980,479	5%	95%
489,760 / 8,490,719			



HOUSING, LAND AND PROPERTY

	TARGET	REACHED	GAP
# of individuals receiving information on HLP rights	913,538	20%	80%
185,878 / 727,660			
# of individuals receiving counselling and/or legal assistance on HLP rights	41,575	29%	71%
11,951 / 29,624			
# of duty bearers, humanitarian and other partners receiving training and/or technical support on HLP	2,550	15%	100%
376 / 2,174			