

13.1 MILLION PERSONS OF CONCERN

The total population of concern (PoC) to UNHCR in West and Central Africa (WCA) relates to the people UNHCR is mandated to protect and assist. It includes those who have been forcibly displaced; those who have returned home within recent years; those who are stateless or at risk of statelessness; and other groups to whom UNHCR has extended its protection or assisted on a humanitarian basis.

1.6 MILLION REFUGEES & ASYLUM-SEEKERS

7.6 MILLION INTERNALLY DISPLACED PERSONS

1.7 MILLION STATELESS & AT RISK OF STATELESSNESS

1.6 MILLION RETURNED INTERNALLY DISPLACED

0.4 MILLION REFUGEES RETURNEEES

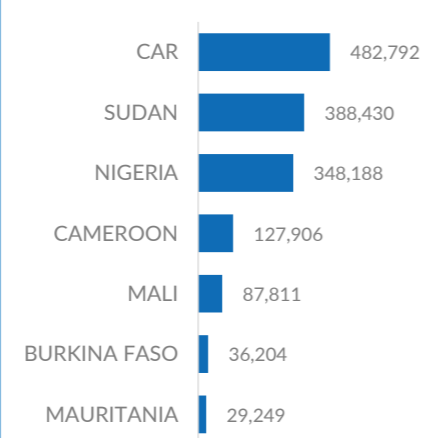
0.1 MILLION OTHERS OF CONCERN

The total of 1.6 million refugees represent a 11% increase from April 2021. Chad hosts the largest number of refugees with 67% from Sudan. Cameroon hosts the second largest number of refugees mainly from the Central African Republic (72%) and Nigeria (27%).

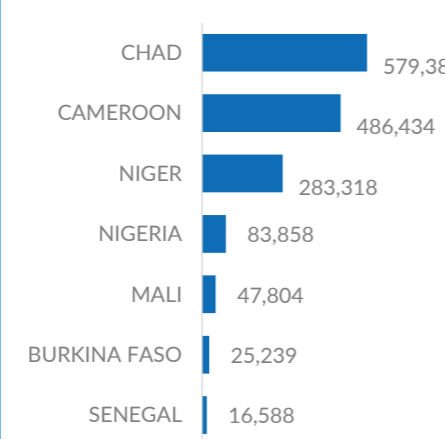
The number of internally displaced persons rose to an estimated 7.6 million, up from 6.6 million at the end of April 2021. Nigeria hosts 42% of the IDP population in the region. Burkina Faso host the second largest number of IDP (24%) with an increase of over 52% in one year.

The Lake Chad Basin hosts 36% of forcibly displaced population in West and Central Africa. Central Sahel hosts the second largest number (31%) with the majority being Internally Displaced Persons in Burkina Faso (64%).

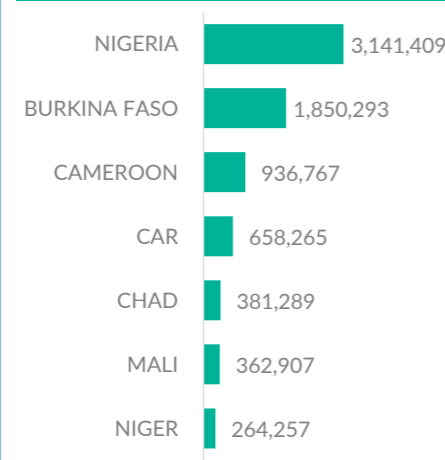
MAIN COUNTRIES OF ORIGIN



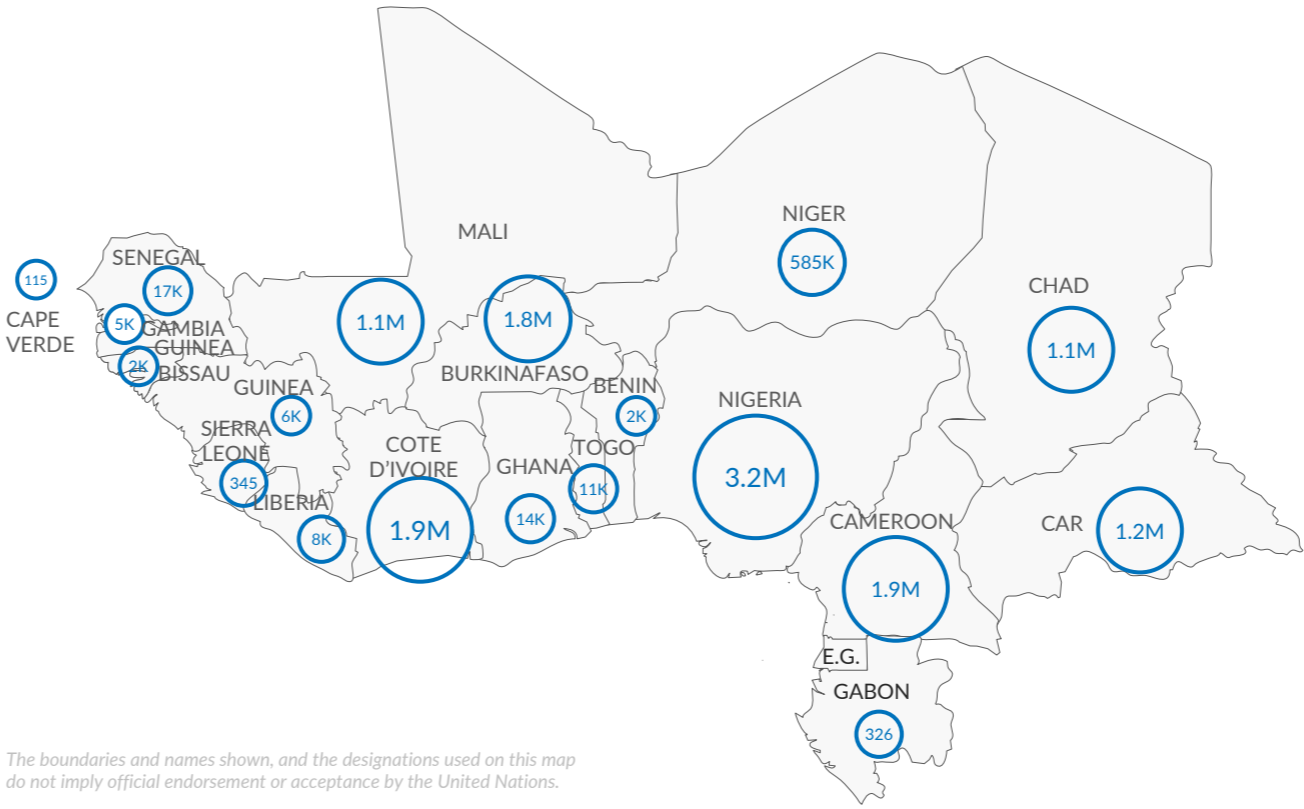
MAIN COUNTRIES OF ASYLUM



INTERNAL DISPLACEMENTS



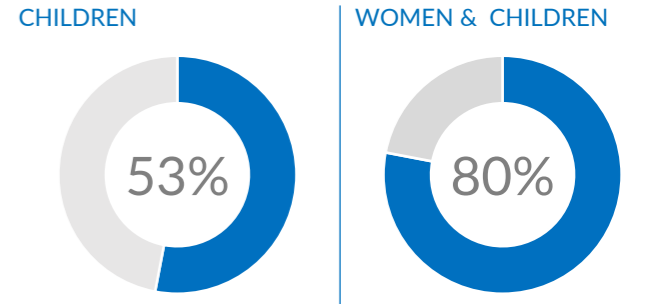
PERSONS OF CONCERN BY COUNTRY



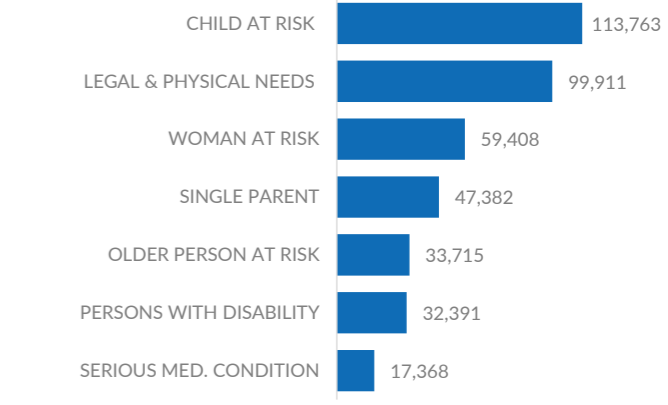
The boundaries and names shown, and the designations used on this map do not imply official endorsement or acceptance by the United Nations.

	REFUGEES	ASYLUM SEEKERS	REFUGEES RETURNEEES	IDPs	RETURNED IDP	STATELESS	OTHERS	TOTAL
BENIN	1,756	577						2,333
BURKINA FASO	25,205	34		1,850,293				1,875,532
CAMEROON	478,066	8,368		936,767	518,853			1,942,054
CAPE VERDE						115		115
CAR	9,485	1,048	27,002	658,265	496,244			1,192,044
CHAD	574,543	4,843		381,289			101,551	1,062,226
COTE D'IVOIRE	5,469	286	308,213			1,656,330		1,970,298
GABON	273	53						326
GAMBIA	4,455	483						4,938
GHANA	11,635	1,877						13,512
GUINEA	5,290	283						5,573
GUINEA BISSAU	2,114	37						2,151
LIBERIA	5,511	2,735						8,246
MALI	46,960	844	84,489	362,907	659,005			1,154,205
NIGER	250,656	32,662		264,257		37,306		584,881
NIGERIA	82,305	1,553	3,880	3,141,409				3,229,147
SENEGAL	14,530	2,058						16,588
SIERRA LEONE	345							345
TOGO	10,487	832						11,319
GRAND TOTAL	1,529,085	58,573	423,584	7,595,187	1,674,445	1,656,445	138,857	13,075,833


REFUGEE POPULATION PROFILE



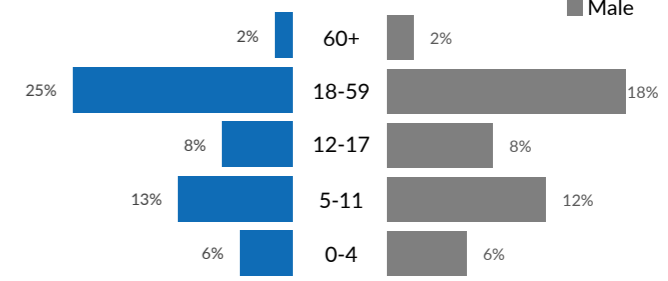
REFUGEES WITH SPECIFIC NEEDS



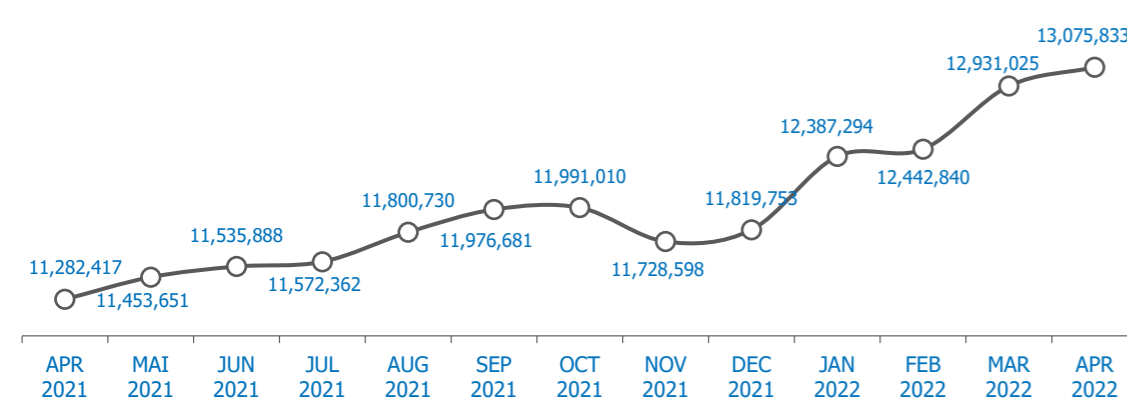
REFUGEES IN CAMPS



DEMOGRAPHICS



POPULATION TRENDS



SITUATIONS

CAR SITUATION

737,678 REFUGEES AND ASYLUM-SEEKERS
658,265 INTERNALLY DISPLACED PERSONS

FAR NORTH CAMEROON

44,173 REFUGEES AND ASYLUM-SEEKERS
36,276 INTERNALLY DISPLACED PERSONS

SAHEL SITUATION

1,031,231 REFUGEES AND ASYLUM-SEEKERS
2,858,746 INTERNALLY DISPLACED PERSONS

These figures represent refugees from Central African Republic in neighboring countries (Cameroon, Chad, Congo, the Democratic Republic of Congo, Sudan, South Sudan) and IDP in Central African Republic.

These figures represent Cameroonian refugees in Chad and forcibly displaced people following the outbreak of violence in the Far North region of Cameroon in December 2021.

These figures represent all refugees and IDPs in Central Sahel (Burkina Faso, Mali, Niger), Chad and Mauritania. Refugees from Central Sahel in neighboring coastal countries (Benin, Cote d'Ivoire, Ghana, Togo, Benin) are also included.