Durable Solutions

30 June 2022 / Egypt, Iraq, Jordan, Lebanon, and Türkiye

Durable solutions for refugees from Syria are based on a comprehensive protection and solutions strategy which seeks to: 1) support host country and community resilience; 2) enable refugee self-reliance, including access to services, legal work opportunities and livelihoods; 3) expand access to resettlement in third countries and other complementary pathways, and; 4) plan for the return of refugees to Syria, on a voluntary basis, when conditions for a safe, dignified and sustainable return are in place.

Registered Syrian Refugees in Host Countries

5,603,770
total Registered Syrian Refugees so far in 2022
(Total includes Türkiye, Iraq, Egypt, Lebanon, Jordan, and North Africa)

Türkiye
3,648,983
registered Syrian refugees

Iraq
262,756
registered Syrian refugees

Egypt
143,803
registered Syrian refugees

Lebanon
831,053
registered Syrian refugees

Jordan
675,433
registered Syrian refugees

More on Population

Regional Returns per Year

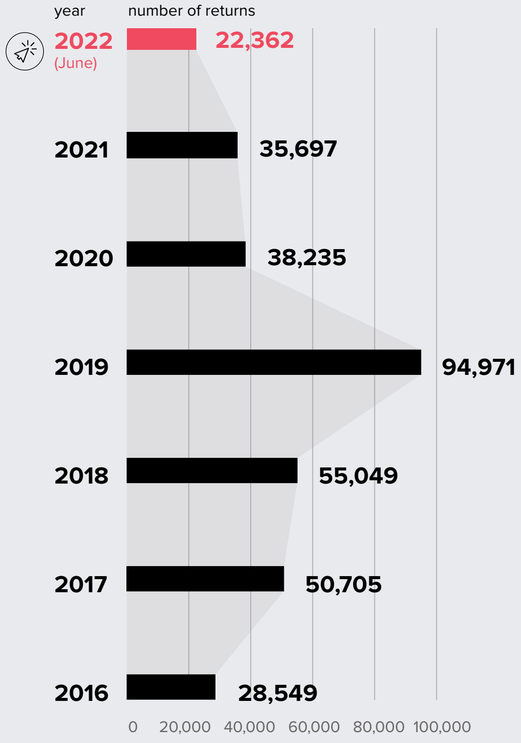

Return Trend

22,362
total Voluntary Refugee Returns so far in 2022

325,551
total Voluntary Refugee Returns from 2016 to end-June 2022

More on Return

Resettlement Trend

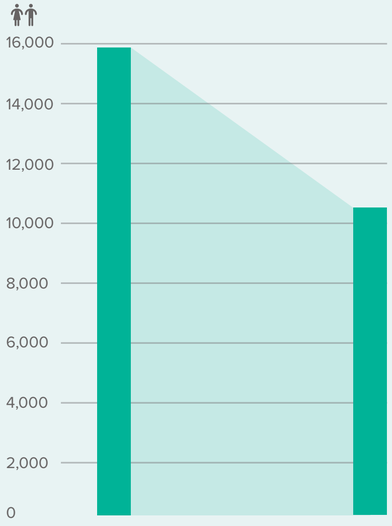

15,921
Resettlement Submissions & Resubmissions so far in 2022

10,548
Departures so far in 2022

More on Resettlement

Registered Syrian Refugees in Host Countries

30 June 2022 / Egypt, Iraq, Jordan, Lebanon, and Türkiye

Registered Syrian Refugees in Host Countries

5,603,770
total Registered Syrian Refugees so far in 2022
(Total includes Türkiye, Iraq, Egypt, Lebanon, Jordan, and North Africa)

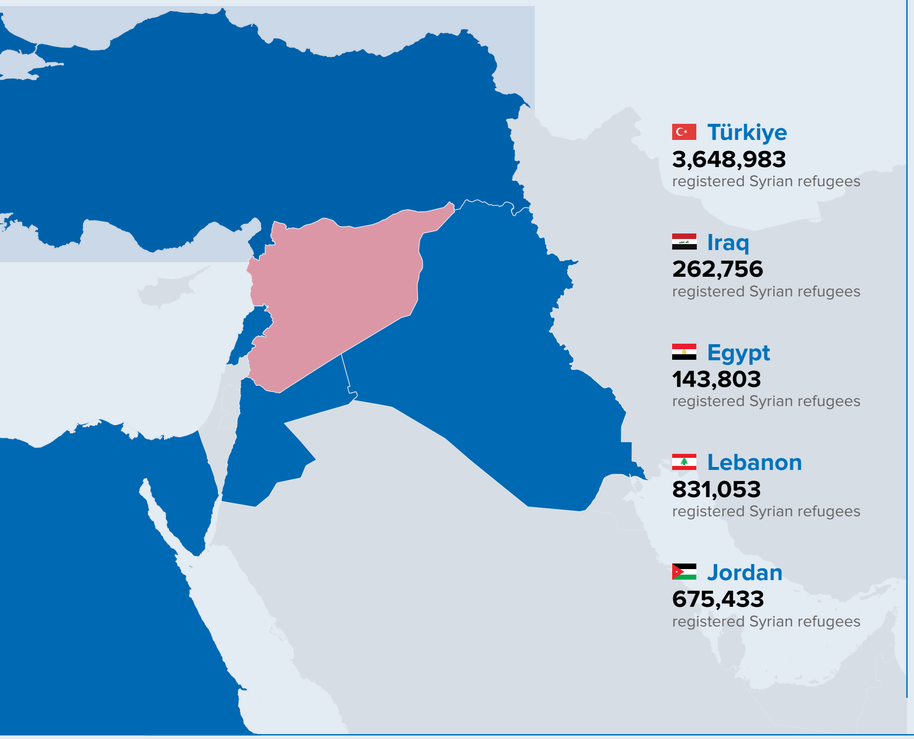

Türkiye
3,648,983
registered Syrian refugees

Iraq
262,756
registered Syrian refugees

Egypt
143,803
registered Syrian refugees

Lebanon
831,053
registered Syrian refugees

Jordan
675,433
registered Syrian refugees

Demography

Registered Syrian Refugees
5,603,770

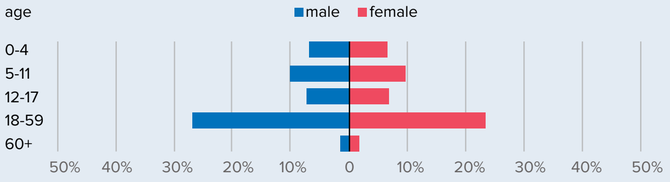

Registered Syrian Refugees (in-camp)
277,826

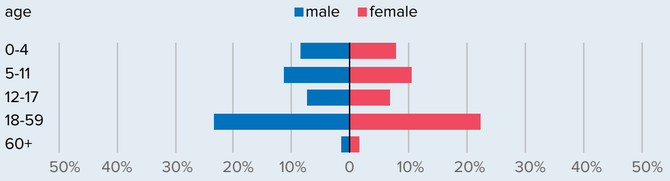

Registered Syrian Refugees (rural, peri-urban, urban areas)
5,325,944

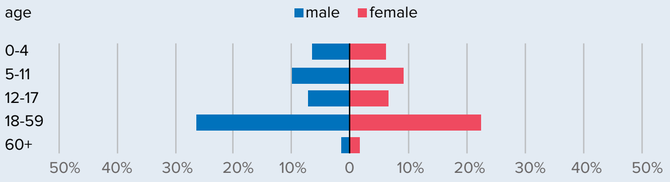

Key Facts

47% of the registered Syrian refugees are children under the age of 18.

95% of Syrian refugees across the region reside within the host community, mainly in urban areas; **5%** reside in camps.

Syrian refugee youth aged between 15 and 24 years old constitute around **20%** of the total registered Syrian population in the five countries.

9% of individuals were found to have a disability in Lebanon, **30%** with physical or intellectual needs in Jordan, and **8%** of Syrian refugees are considered to have disability in Egypt.

Contact: Annika Gerlach - gerlacha@unhcr.org

Return Trends

30 June 2022 / Egypt, Iraq, Jordan, Lebanon, and Türkiye

Total Monitored Returns since 2016

325,551*

Türkiye	138,954
Iraq	51,482
Egypt	2,014
Lebanon	70,185
Jordan	62,916

Total Monitored Returns so far in 2022

22,362

Türkiye	15,149
Iraq	1,454
Egypt	258
Lebanon	3,606
Jordan	1,895

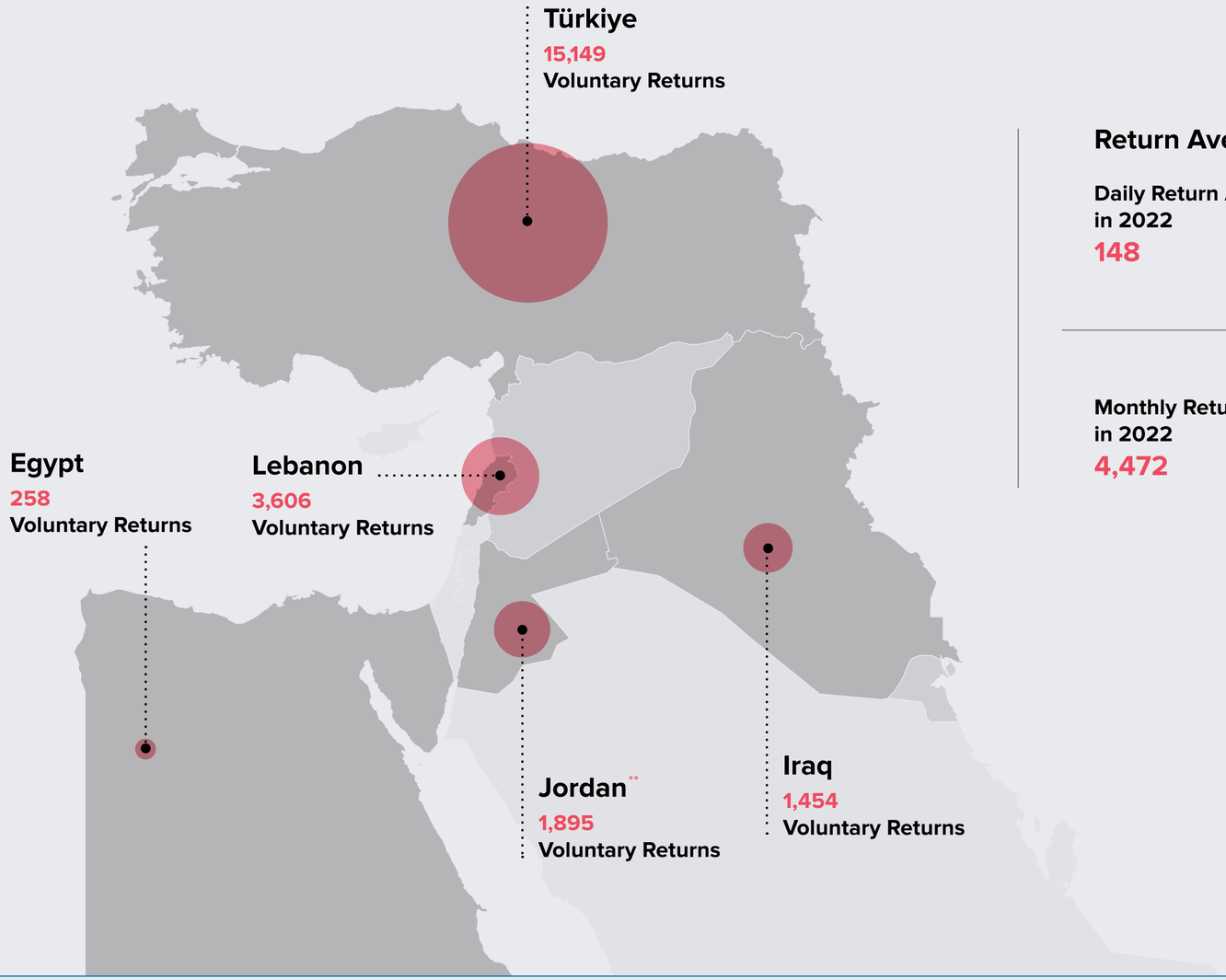

Return Average

Daily Return Average in 2022
148

Monthly Return Average in 2022
4,472

* The numbers reported are only those verified or monitored by UNHCR and do not reflect the entire number of returns, which may be significantly higher.

** Since the re-opening of the border on 15 October 2018, the methodology for returns data was adapted. The return data after 15 October 2018 remains tentative and is undergoing validation and re-adjustments.

Return Trends

30 June 2022 / Egypt, Iraq, Jordan, Lebanon, and Türkiye

Regional Return Development

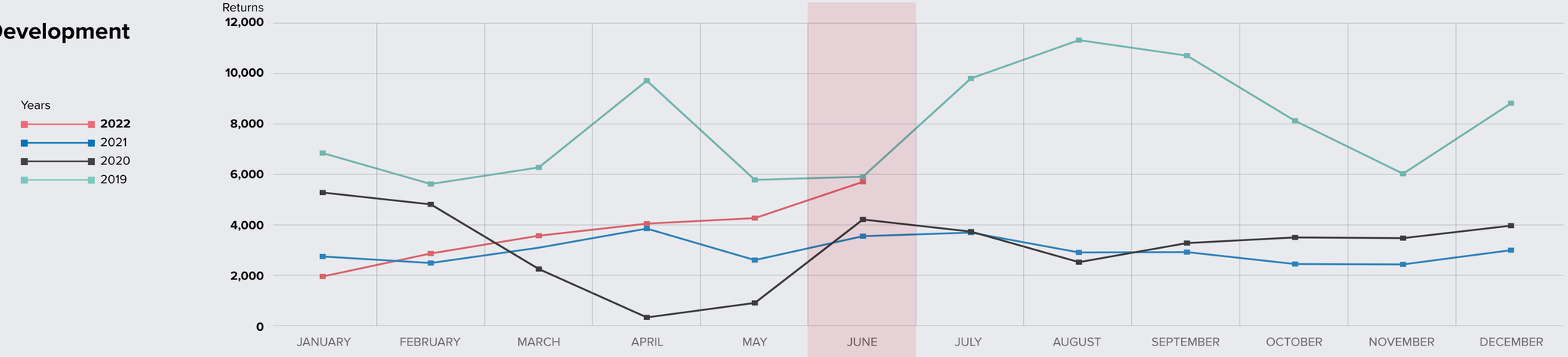

Return by Government of Origin

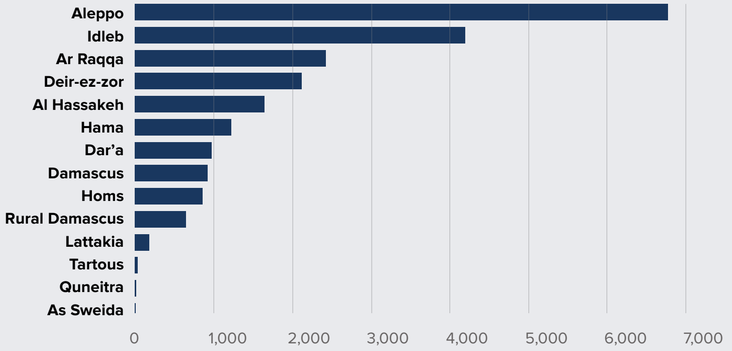

Return by Sex & Age

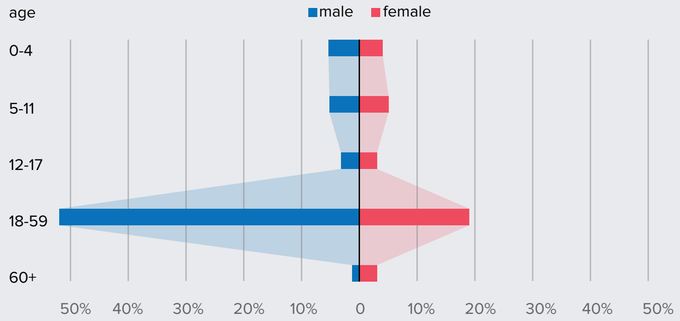

Return in Previous Years

From 2016 to June 2022

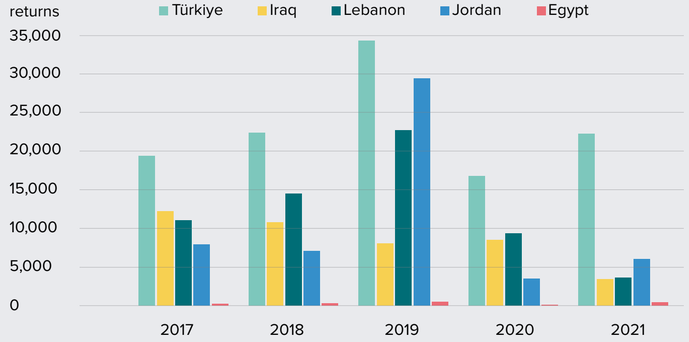

Resettlement

30 June 2022 / Egypt, Iraq, Jordan, Lebanon, and Türkiye

Resettlement Submissions & Departures so far in 2022

2022 Submissions and Resubmissions
15,921

2022 Departures
10,548

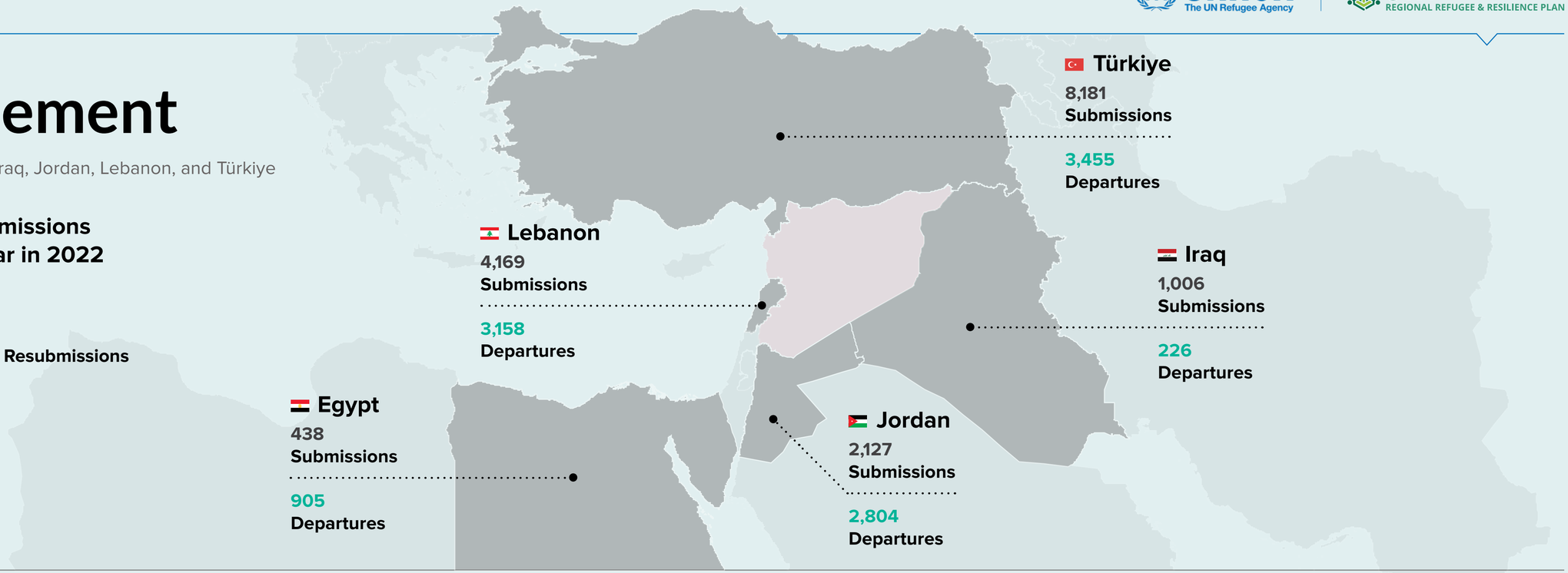

Resettlement in Previous Years

Resettlement Demography

data source: UNHCR Resettlement Data
disclaimer: percentages may not add up to 100% due to rounding

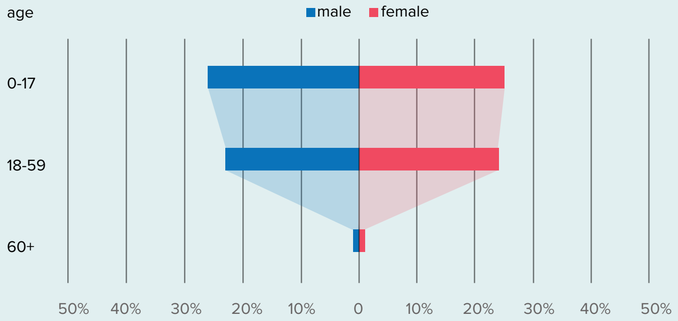

Main Countries of Resettlement
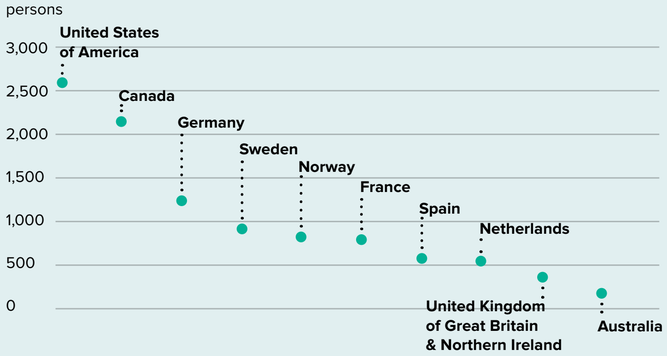
data source: UNHCR Resettlement Data Finder