

COLLECTIVE EVICTIONS AND EVICTION NOTICES

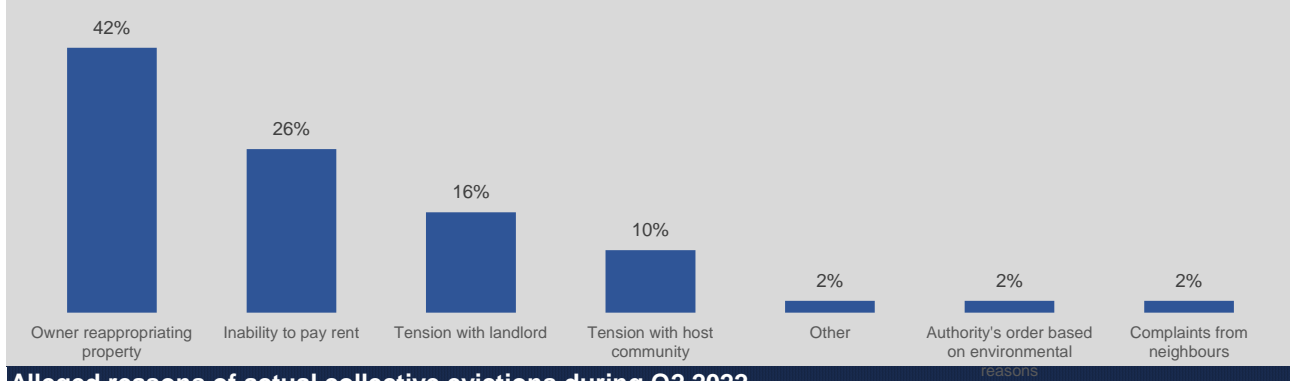
Report covering April - June 2022 (Q2)



KEY FIGURES

Collective evictions recorded during Q2 2022	11
Individuals affected by actual collective evictions during Q2 2022	678
Families affected by actual collective evictions during Q2 2022	138
Persons who remain under threat of eviction (based on collective eviction notices issued during the past 12 months)	13,130
New collective eviction notices issued during Q2 2022	45
Individuals affected by new collective eviction notices issued during Q2 2022	7,629

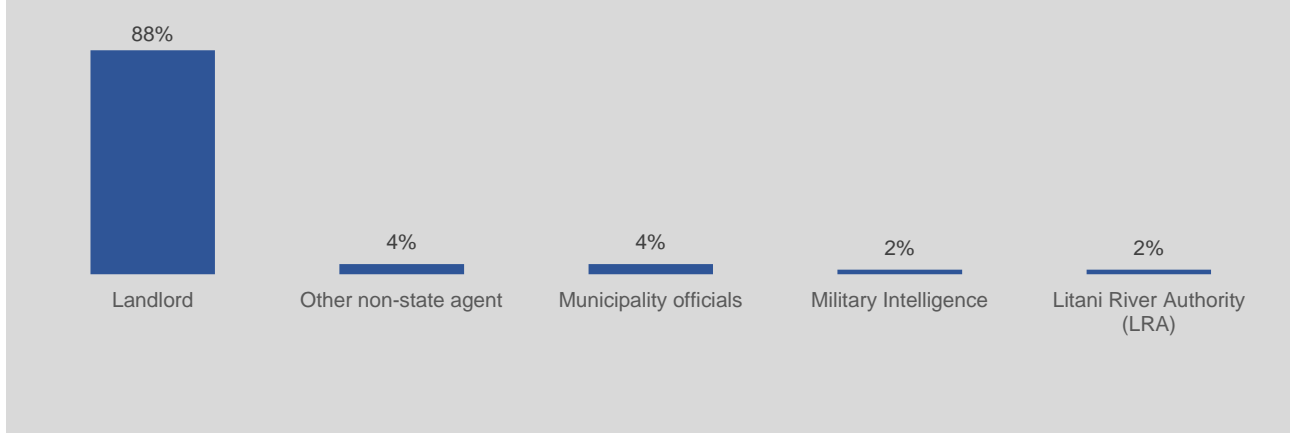
Alleged reasons of new collective eviction notices issued during Q2 2022



Alleged reasons of actual collective evictions during Q2 2022



Main actors involved in ordering new eviction and/or publicizing eviction notice during Q2 2022




Main actors involved in implementing actual eviction during Q2 2022




Type of housing at time of eviction



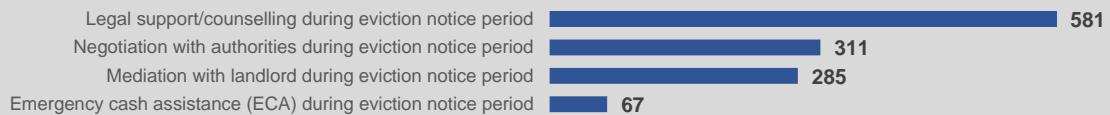
Type of property ownership at time of eviction



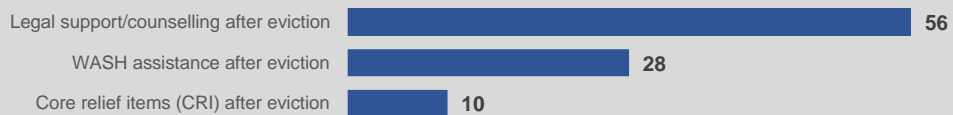
Type of eviction notice



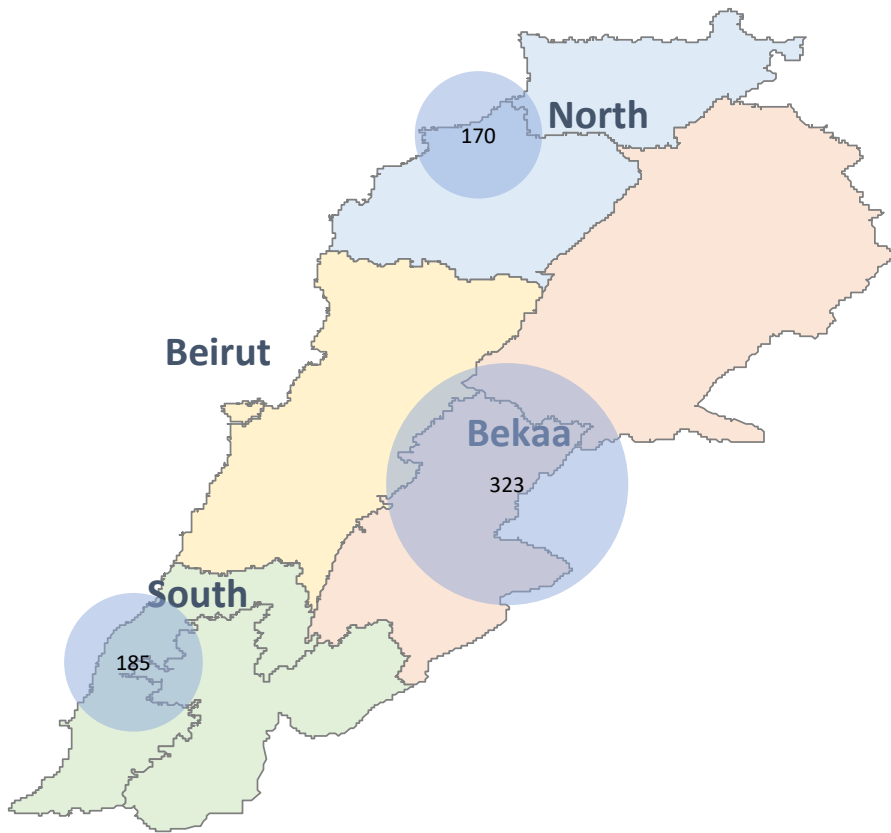
Assistance received by households facing collective eviction notices issued during Q2 2022



Assistance received by households that were evicted as part of collective evictions during Q2 2022



Number of individuals evicted through collective evictions per location: April - June 2022



COLLECTIVE EVICTIONS AND EVICTION NOTICES

Report covering Q2 2022



Trends Charts on Collective Evictions

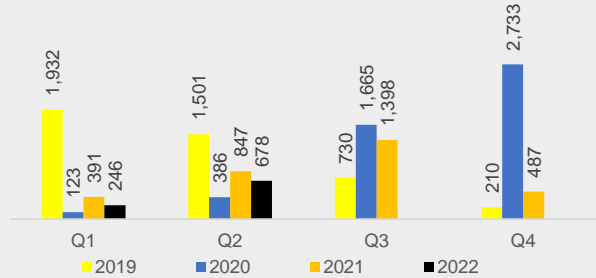
1 April 2022 - 30 June 2022

Number of evicted refugees: **678**

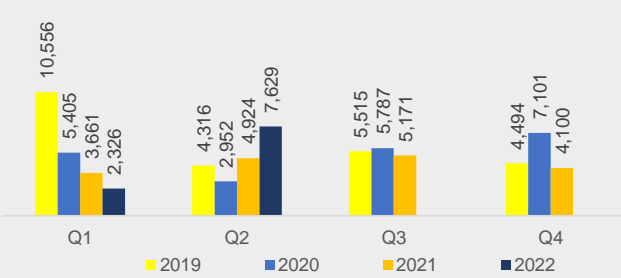
of new collective eviction notices **45**

actual collective evictions **11**

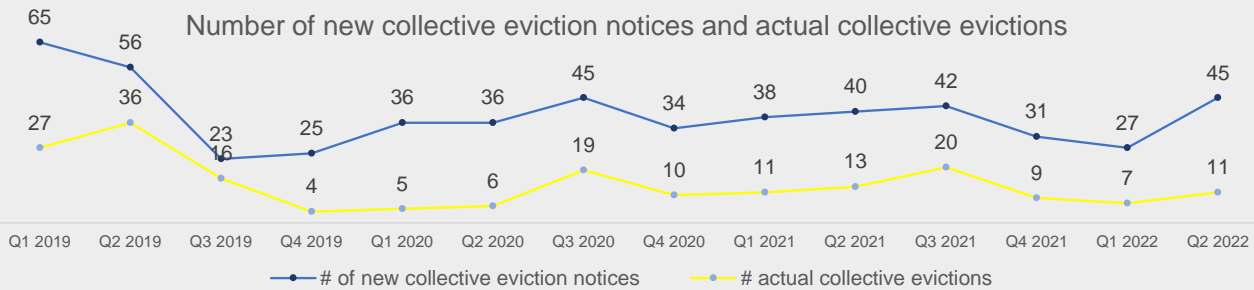
Number of refugees evicted through collective evictions



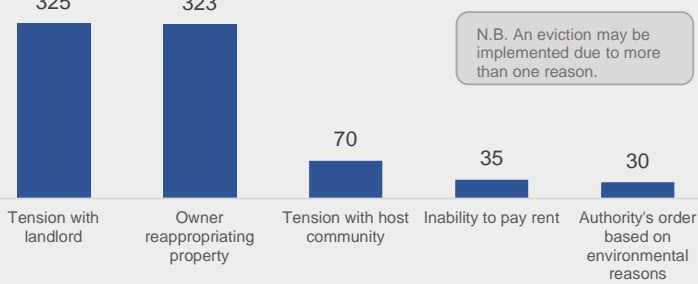
Number of refugees affected by collective eviction notices



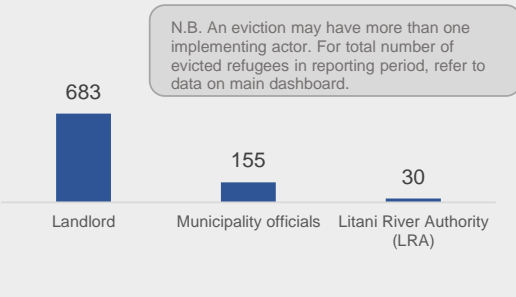
Number of new collective eviction notices and actual collective evictions



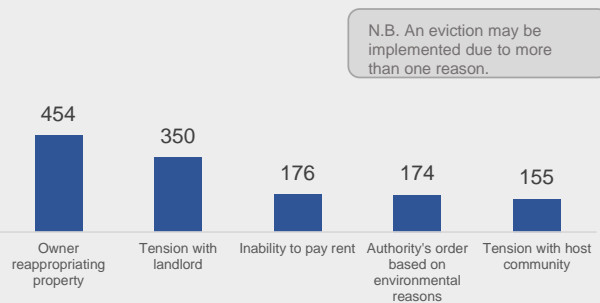
Number of evicted refugees in Q2 2022 per reason (for most frequently mentioned reasons)



Number of evicted refugees in Q2 2022 per actor (for most frequently mentioned actors)



Number of evicted refugees in the last 4 quarters per reason (for most frequently mentioned reasons)



Number of evicted refugees in the last 4 quarters per actor

