

13.3 MILLION PERSONS OF CONCERN

The total population of concern (PoC) to UNHCR in West and Central Africa (WCA) relates to the people UNHCR is mandated to protect and assist. It includes those who have been forcibly displaced; those who have returned home within recent years; those who are stateless or at risk of statelessness; and other groups to whom UNHCR has extended its protection or assisted on a humanitarian basis.

1.6 MILLION REFUGEES & ASYLUM-SEEKERS

7.7 MILLION INTERNALLY DISPLACED PERSONS

1.6 MILLION STATELESS & AT RISK OF STATELESSNESS

1.7 MILLION RETURNED INTERNALLY DISPLACED

0.4 MILLION REFUGEES RETURNEEES

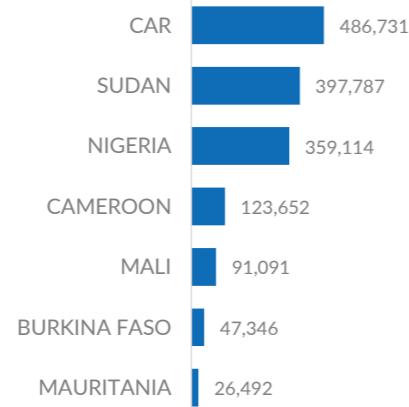
0.1 MILLION OTHERS OF CONCERN

The total of 1.6 million refugees represent a 08% increase from July 2021. Chad hosts the largest number of refugees with 67% from Sudan. Cameroon hosts the second largest number of refugees mainly from the Central African Republic (72%) and Nigeria (27%).

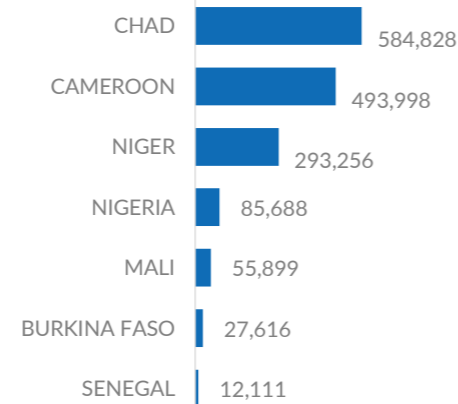
The number of internally displaced persons rose to an estimated 7.7 million. Nigeria hosts 41% of the IDP population in the region. Burkina Faso host the second largest number of IDP (25%) with an increase of over 52% in one year.

The Lake Chad Basin hosts 36% of forcibly displaced population in West and Central Africa. Central Sahel hosts the second largest number (31%) with the majority being Internally Displaced Persons in Burkina Faso (64%).

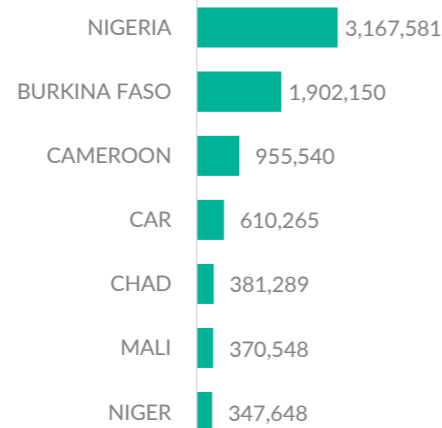
MAIN COUNTRIES OF ORIGIN



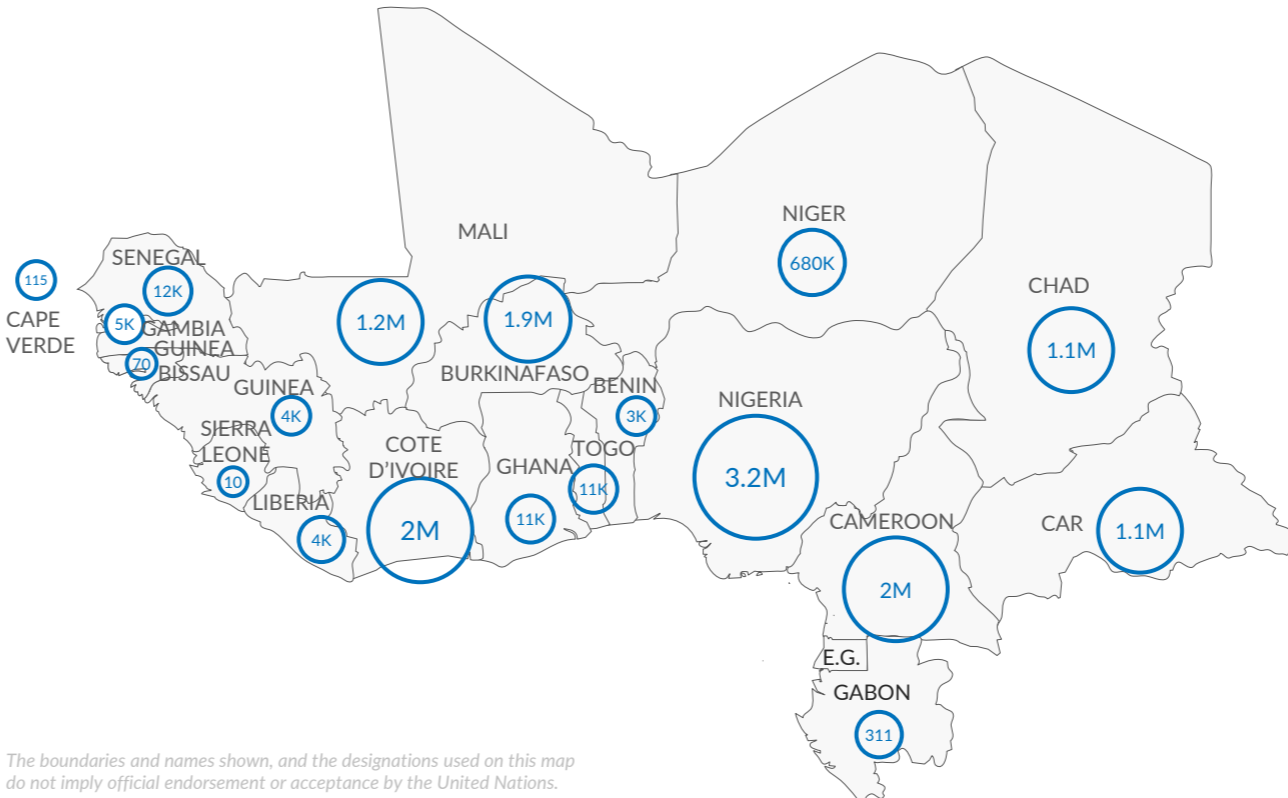
MAIN COUNTRIES OF ASYLUM



INTERNAL DISPLACEMENTS

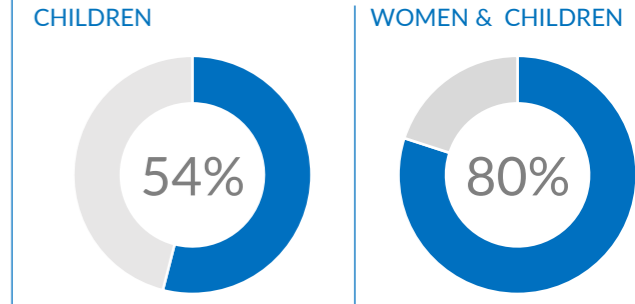


PERSONS OF CONCERN BY COUNTRY

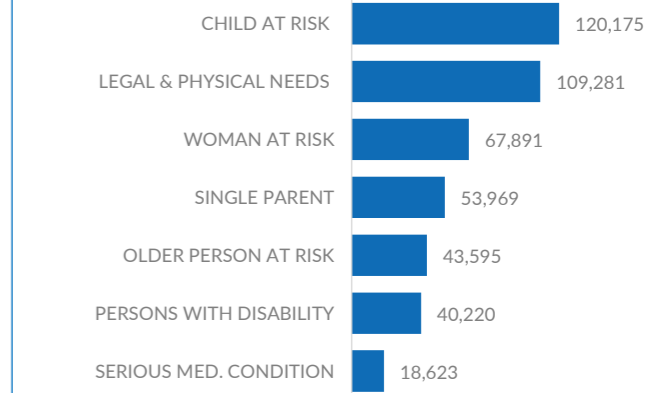


	REFUGEES	ASYLUM SEEKERS	REFUGEES RETURNEEES	IDPs	RETURNED IDP	STATELESS	OTHERS	TOTAL
BENIN	1,771	1,175						2,946
BURKINA FASO	27,050	566		1,902,150				1,929,766
CAMEROON	485,297	8,701		955,540	552,773			2,002,311
CAPE VERDE						115		115
CAR	11,029	365	31,192	610,265	499,430			1,152,281
CHAD	580,055	4,773		381,289			101,551	1,067,668
COTE D'IVOIRE	5,595	181	311,691			1,656,330		1,973,797
GABON	257	54						311
GAMBIA	4,419	1,026						5,445
GHANA	9,107	1,430						10,537
GUINEA	3,968	269						4,237
GUINEA BISSAU	33	37						70
LIBERIA	2,623	952						3,575
MALI	55,020	879	84,539	370,548	685,559			1,196,545
NIGER	251,752	41,504		347,648			38,956	679,860
NIGERIA	84,222	1,466	3,880	3,167,581				3,257,149
SENEGAL	11,832	279						12,111
SIERRA LEONE	10							10
TOGO	10,420	780						11,200
GRAND TOTAL	1,544,460	64,437	431,302	7,735,021	1,737,762	1,656,445	140,507	13,309,934

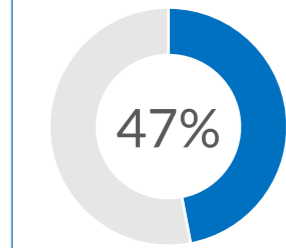
REFUGEE POPULATION PROFILE



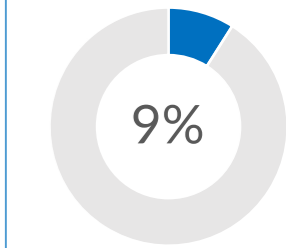
REFUGEES WITH SPECIFIC NEEDS



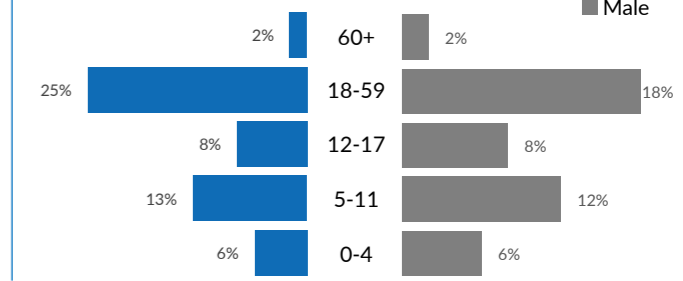
REFUGEES IN CAMPS



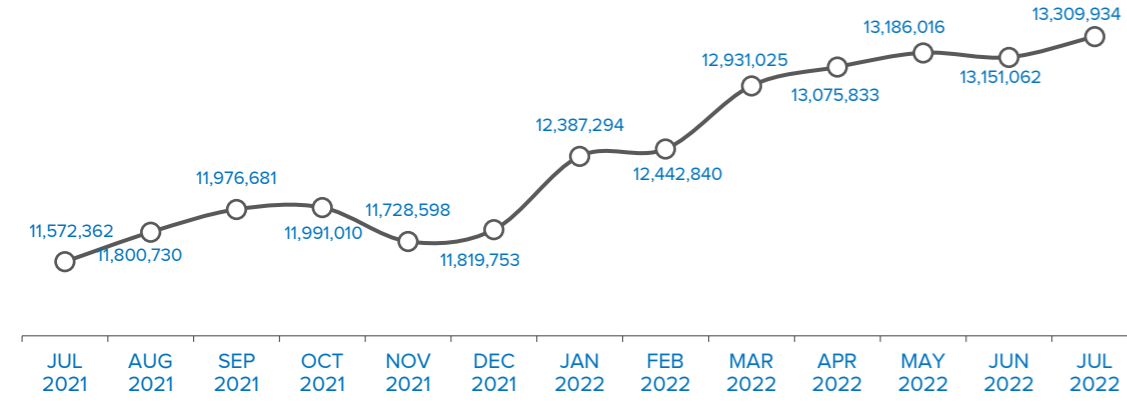
REFUGEES IN URBAN AREA



DEMOGRAPHICS

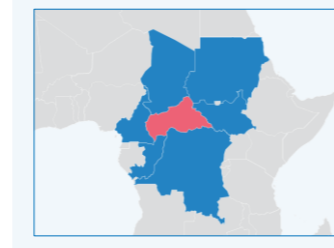


POPULATION TRENDS



SITUATIONS

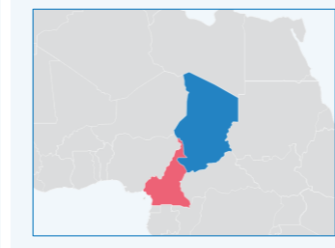
CAR SITUATION



734,919 REFUGEES AND ASYLUM-SEEKERS
610,265 INTERNALLY DISPLACED PERSONS

These figures represent refugees from Central African Republic in neighboring countries (Cameroon, Chad, Congo, the Democratic Republic of Congo, Sudan, South Sudan) and IDP in Central African Republic.

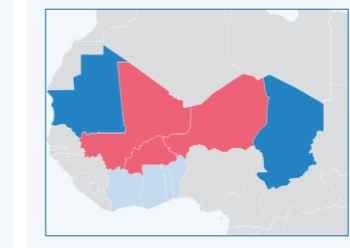
FAR NORTH CAMEROON



42,543 REFUGEES AND ASYLUM-SEEKERS
36,276 INTERNALLY DISPLACED PERSONS

These figures represent Cameroonian refugees in Chad and forcibly displaced people following the outbreak of violence in the Far North region of Cameroon in December 2021.

SAHEL SITUATION



1,139,296 REFUGEES AND ASYLUM-SEEKERS
3,001,635 INTERNALLY DISPLACED PERSONS

These figures represent all refugees and IDPs in Central Sahel (Burkina Faso, Mali, Niger), Chad and Mauritania. Refugees from Central Sahel in neighboring coastal countries (Benin, Cote d'Ivoire, Ghana, Togo) are also included.