Mauritania Operation | Camp and Urban area | Refugees and Asylum Seekers

As of 31 July 2022

94,331

Refugees and asylum-seekers

89,790 **4,541**

Biiometric Enrollment 97%

25,469 Households- **94,331** Individuals

In Camp	79,656
Out Camp	1,350
Urban	13,325

REFUGEES BY LOCATION

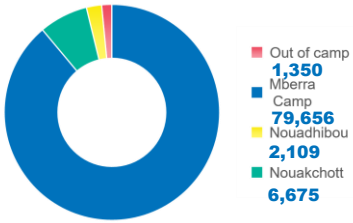

ASYLUM SEEKERS BY LOCATION

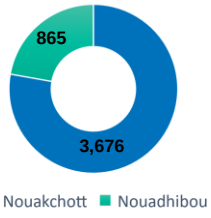

48%	52%	56%	41%	3%
Men	Women	Children (0-17)	Adults (18-59)	Older people

REGISTRED IN 2022 **14,461**

NEW ARRIVALS IN 2022 **7,828**

Registered individuals by top 5 countries of origin

REFUGEES BY COUNTRY OF ORIGIN

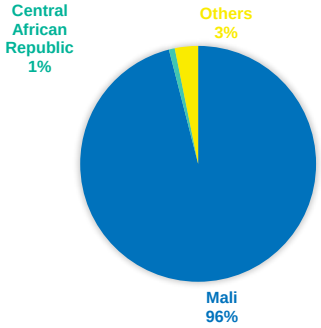

ASYLUM-SEEKERS BY COUNTRY OF ORIGIN

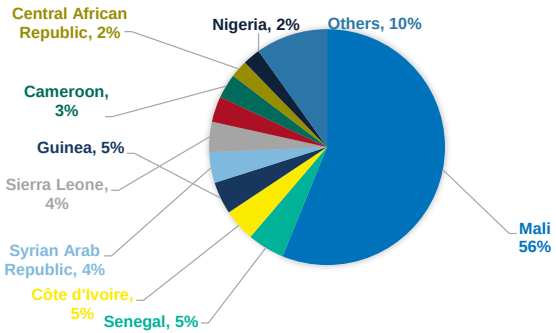

Voluntary repatriation in 2022 **98**

Resettlement in 2022

Submission	46
Departure	4

ASYLUM SEEKERS - AGE AND GENDER

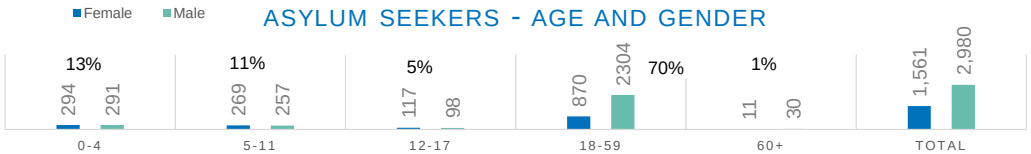

REFUGEES - AGE AND GENDER

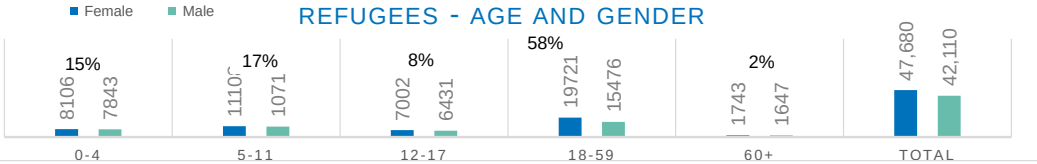

REGISTERED INDIVIDUALS BY SPECIFIC NEEDS

Total persons with specific needs: 6,421

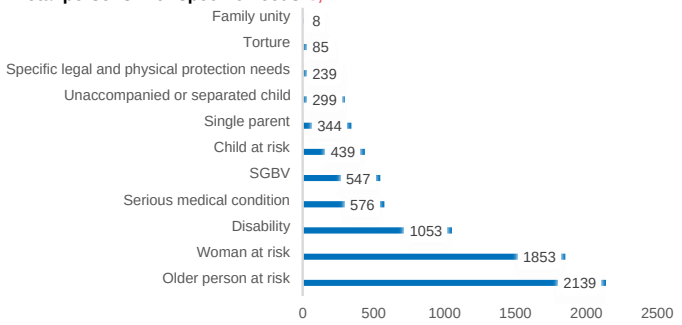

Update date : 31 July 2022| **Sources** : Refugee statistics – UNHCR proGres database | **Feedback** : sarra@unhcr.org