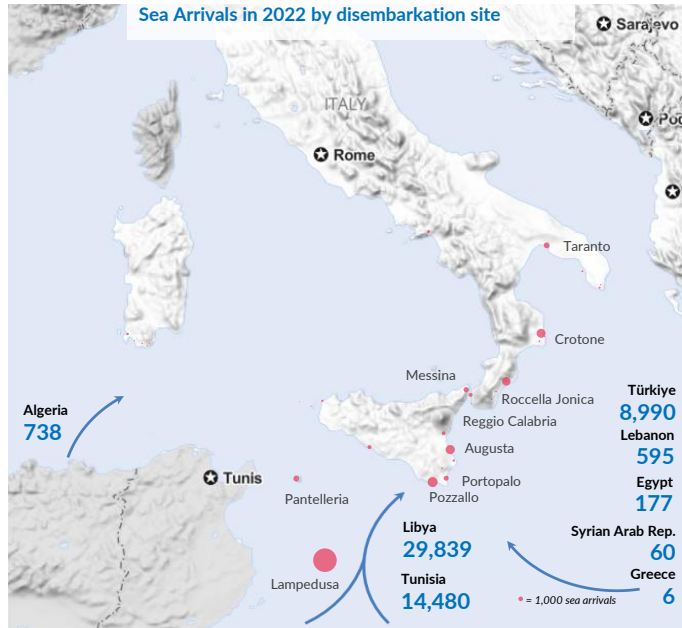
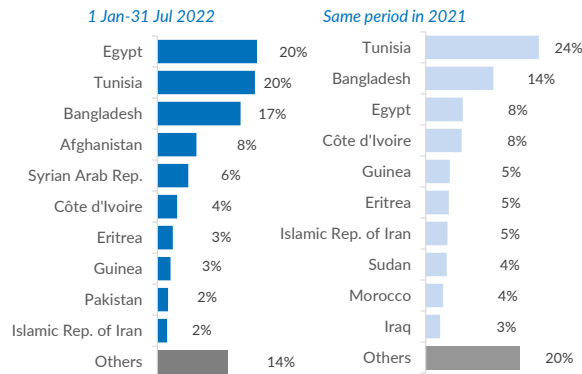


ITALY WEEKLY SNAPSHOT (22 AUG - 28 AUG 2022)

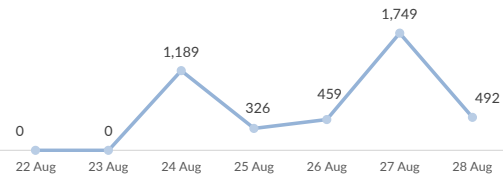
Sea arrivals¹



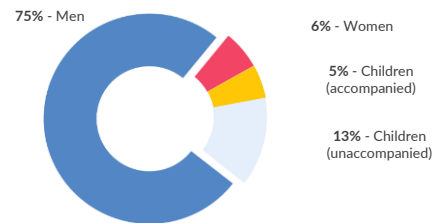
Top 10 most common countries of origin



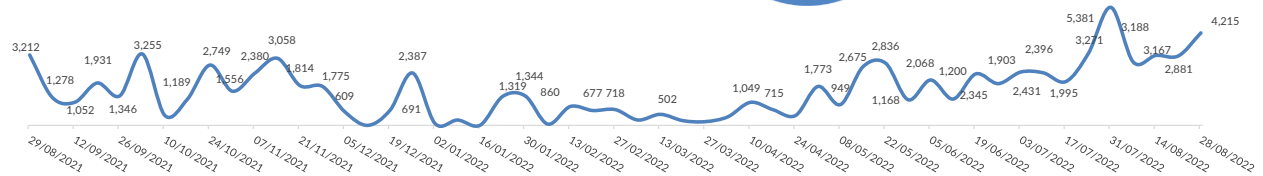
Daily sea arrivals last week (22 Aug - 28 Aug 2022)



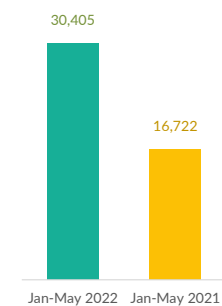
Sea arrivals by gender and age, Jan-Jul 2022



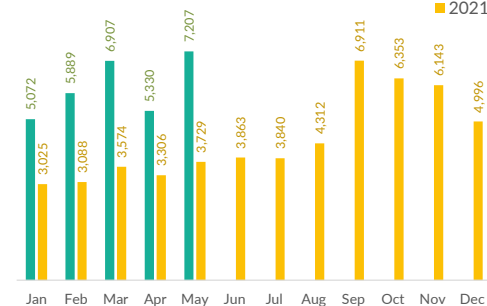
Weekly sea arrivals last year



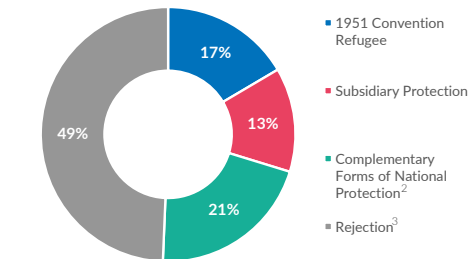
Asylum applications, Jan-May 2022 vs Jan-May 2021



Asylum applications by month, Applications are not necessarily lodged by new arrivals 2022 vs 2021



First-Instance RSD Decisions, Jan-Jun 2022



Total first-instance decisions (Jan-Jun 2022)

Total pending cases (as of May 2022)⁴

26,161

54,235

¹ The charts above are based on figures from the Italian Ministry of Interior and UNHCR estimates. All figures are provisional and subject to change. Please note that, in addition to sea arrivals, Italy also receives land arrivals and air arrivals. The present document focuses on sea arrivals only, as per official figures provided by the Italian Ministry of Interior.

² 'Complementary forms of national protection' include decisions granting authorization to stay for humanitarian reasons undemanded by law to persons who are not eligible for international protection, but nonetheless at risk of violation of articles 3 and 8 of the ECHR in case of return

³ 'Rejection' includes all cases closed, including decisions not taken on the merits, such as inadmissibility decisions and noshows.

⁴ Source: Ministry of Interior. This includes pending cases at first and second instance.