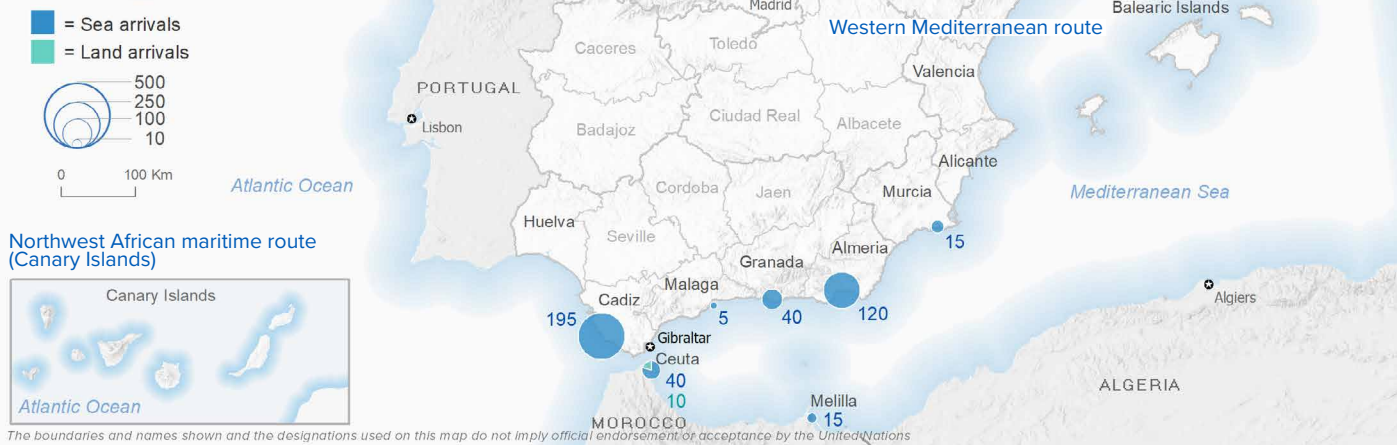


SPAIN Weekly snapshot - Week 34 (22 - 28 Aug 2022)

The charts below are based on figures from the Ministry of Interior and UNHCR estimates. All figures are provisional and subject to change

Refugees & migrants: sea and land arrivals in week 34¹



Arrivals in Spain

19,179
 Arrivals as of
 28 Aug 2022²

-5%
 Dif. 2021

17,573
 Sea Arrivals²
 Dif. 2021: -9%

1,606
 Land Arrivals²
 Dif. 2021: +61%

443
 Arrivals Week 34¹
 Dif. last week: +46%
 Dif. 2021: -51%

Western Mediterranean

8,582
 Arrivals as of
 28 Aug 2022²

-23%
 Dif. 2021

6,976
 Sea Arrivals²
 Dif. 2021: -31%

1,606
 Land Arrivals²
 Dif. 2021: +61%

443
 Arrivals Week 34¹
 Dif. last week: +289%
 Dif. 2021: -13%

Northwest African maritime (Canary Islands)

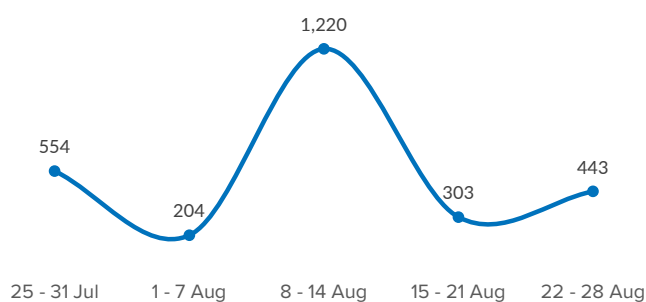
10,597
 Arrivals as of
 28 Aug 2022²

+16%
 Dif. 2021

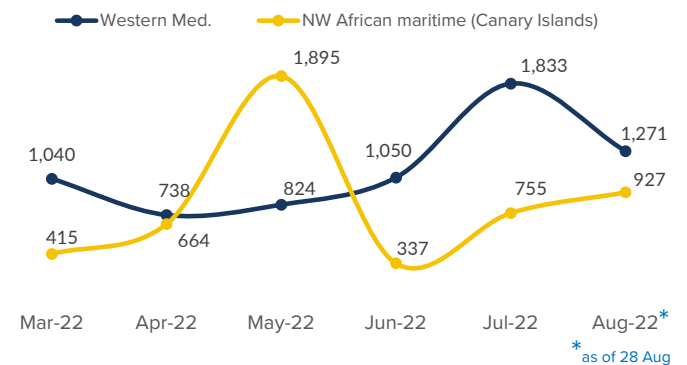
10,597
 Sea Arrivals²
 Dif. 2021: +16%

0
 Arrivals Week 34¹
 Dif. last week: -100%
 Dif. 2021: -100%

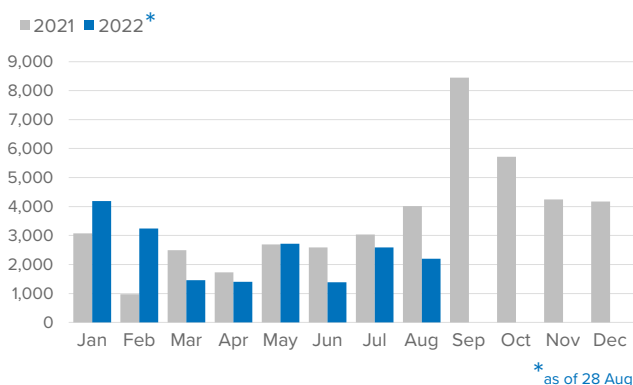
Arrivals in Spain during the last five weeks¹



Arrivals in Spain by route during the last six months²



Arrivals in Spain per month²



Arrivals in Spain per year²

