

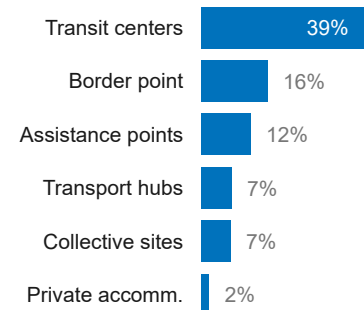
Overview | Displacement patterns | Situation in host country | Intentions

UNHCR Slovakia has been implementing a Protection Profiling exercise to regularly collect and analyze data about the profiles, needs and intentions of refugees and third-country nationals from Ukraine and monitor changes over time. The purpose is to strengthen and promote an evidence-based protection response. This dashboard presents the main results based on **2,808** interviews conducted between 17 May and 24 August 2022.

**# of respondents**

**2,808**

**Respondents by place of interview**



**Methodology**

Interviews have been conducted throughout Slovakia, including **55%** in border and transit locations, **7%** collective accommodation sites, and **12%** assistance points in major cities.

Trained enumerators from UNHCR and partners digitally collect the data through Kobo Toolbox, which is safely stored in UNHCR server. While respondents are randomly selected to reduce bias, non-probability sampling is used and results cannot necessarily be extrapolated to the population of refugees from Ukraine as a whole. The results reflect refugees' situation and intentions at the time of data collection.

**RESPONDENT PROFILE**

**99%** of respondents are citizens of Ukraine. Most are women (**85%**), holding higher levels of education (**51%**) with university or higher degrees, and **23%** with vocational training and with diverse professional experiences, particularly in services such as education, healthcare and trade related sectors. **79%** of those surveyed were working in Ukraine before their displacement.

**Nationality**

**99 %**

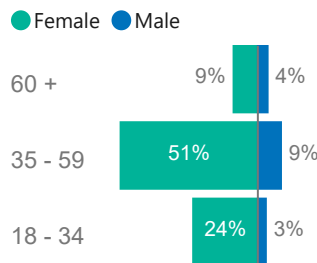
of respondents were Ukrainian nationals

**Gender**

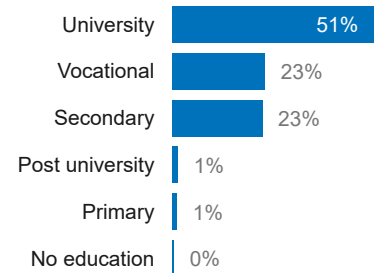
**85 %**

of respondents were females

**Age group and gender**



**Education level**

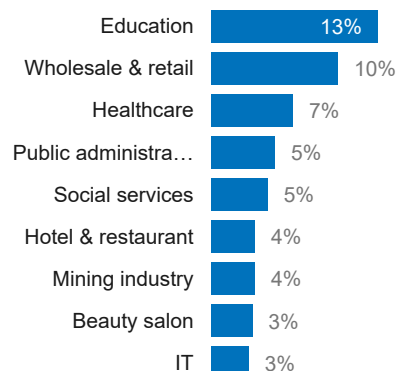


**Acknowledgements**

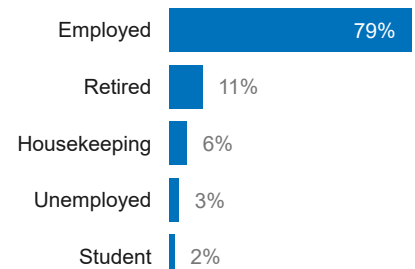
We are grateful for the extensive involvement and support of UNHCR's partners, in particular Human Rights League, Mareena, People in Need, REACH, and Slovak Humanitarian Council.

Moreover we are grateful for the support of local authorities, civil society, international organizations and donors. Most importantly, UNHCR would like to acknowledge the resilience and strength of refugees from Ukraine, who continue to share with us their challenges, fears and hopes.

**Top occupational sectors**



**Employment status before leaving Ukraine**



Published August, 2022

Overview

Displacement patterns

Situation in host country

Intentions

The majority of respondents (**83%**) are separated from some of their immediate family members, the primary reason being the restriction of freedom of movement for men due to martial law (**53%** of households). Besides **50%** of households have family members who did not want to leave Ukraine such as older persons. Women and children represent **88%** of all family members that left Ukraine together and **10%** of family members are over 60 years old.

More than half of respondents were forced to leave their place of origin between end-February and April 2022. The top three places of origin are Kharkivska, Kyiv City and Donetsk. **17%** were not carrying an international biometric passport. **12%** arrived with their internal passports.

### Family separation

**83 %** separated from other family members

### Separation reasons

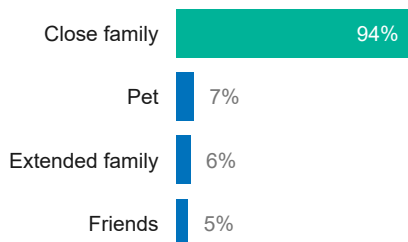


### Travelling with\*

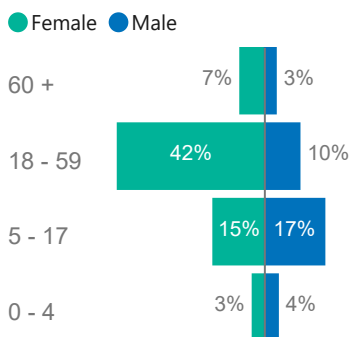
**74 %**

of respondents travelled accompanied

Among the **73%** who travelled accompanied, **94%** were displaced with their close family.

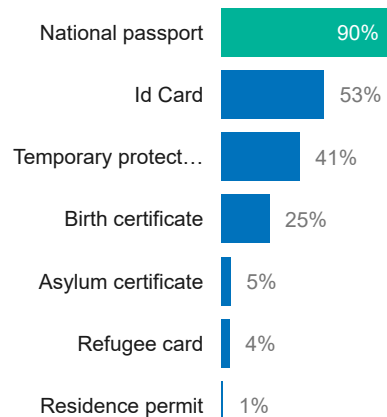


### Immediate family age group and gender\*\*

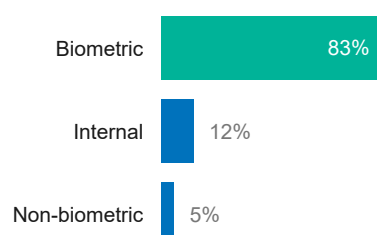


\*\* including the respondent

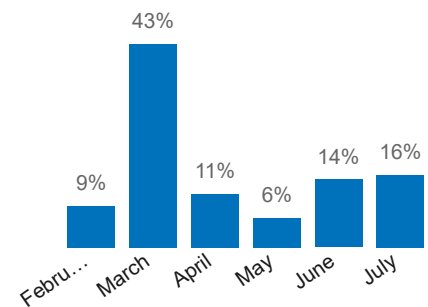
### Documents carrying during travel\*



### Passport type



### Date of departure



### Top 10 places of origin



The boundaries and names shown and the designations used on this map do not imply official endorsement or acceptance by the United Nations.

\* Multiple responses were possible, so percentages can go over 100% when added.

Overview

Displacement patterns

Situation in host country

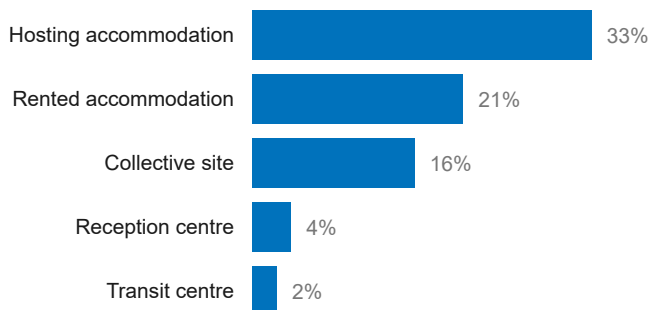
Intentions

The majority of respondents were staying in hosted (33%) or rented accommodation (21%), while 16% were still staying in collective sites at the time of the interview and reception or transit centres. 9% of respondents have relatives in Slovakia. The top three urgent needs reported by respondents are employment, accommodation and cash assistance. Respondents report preferring to receive information on financial aid services and work opportunities, followed by medical care and accommodation.

**Respondents with relatives in host country**

**9 %**

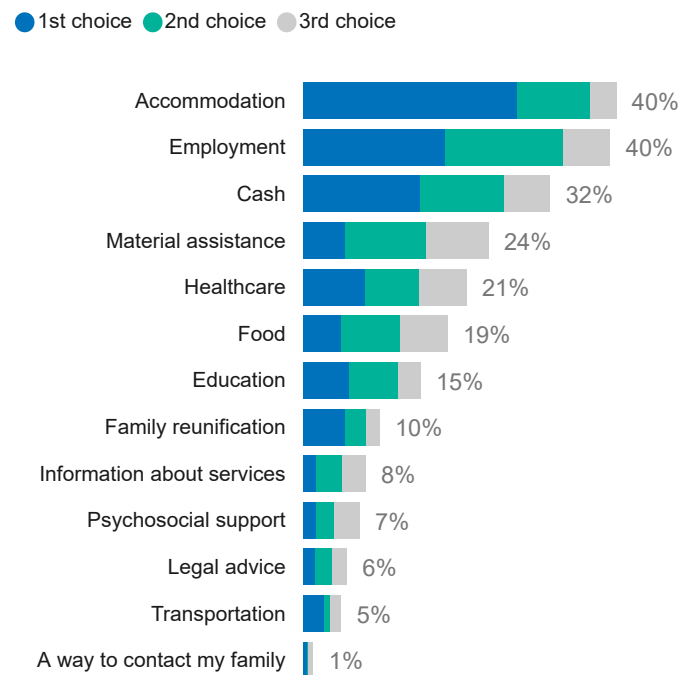
### Current accommodation - Top 5



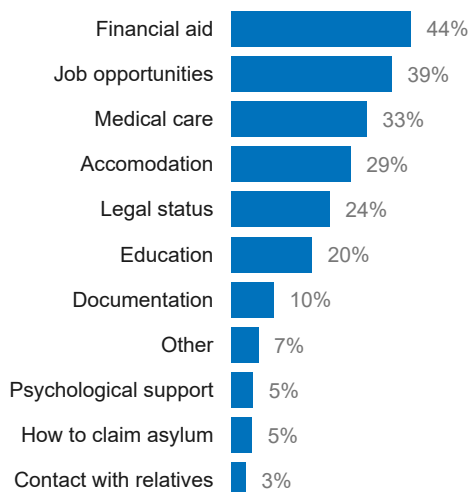
### Respondents with at least 1 family member at heightened risks



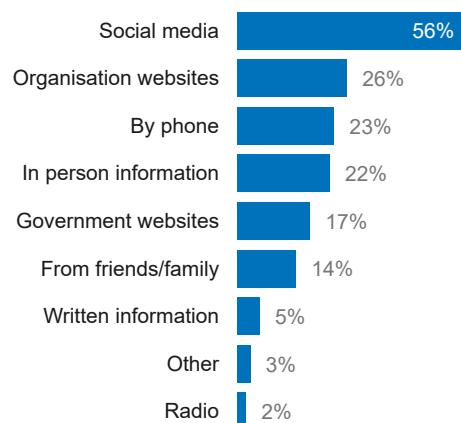
### Urgent needs\*



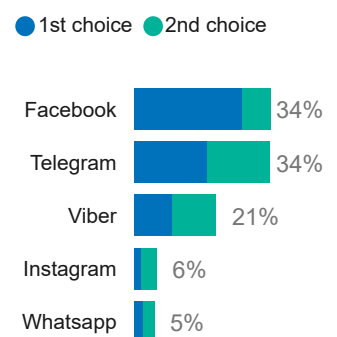
### Information needs\*



### Preferred information channel\*



### Preferred social media channel\*



\* Multiple responses were possible, so percentages can go over 100% when added.

Overview

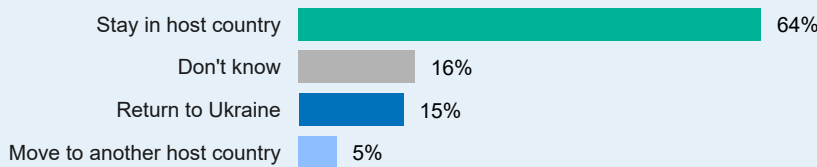
Displacement patterns

Situation in host country

Intentions

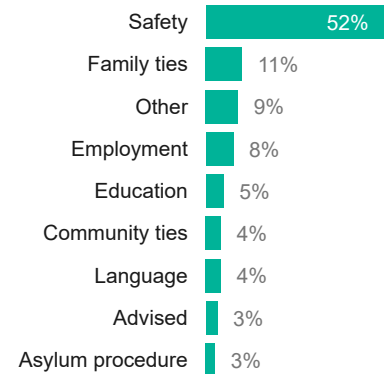
The large majority (64%) report plans to stay in Slovakia in the near future, with safety, family ties and employment as the main reasons. This compares to 52% of people intending to return within 3 months in July. People interviewed in August stated that they intended to stay in Slovakia. Only 15% report plans to move back to Ukraine in the near future, but 78% are uncertain as to when exactly they would do so. 90% have concerns about returning to Ukraine in near future. The main reason behind intention to return was the perception at the time of the interview that the situation has improved, followed by family visits and intention to help family members to leave Ukraine (27%). 6% reported plans to move to another host country and 17% were uncertain about their plans.

### Near future intentions



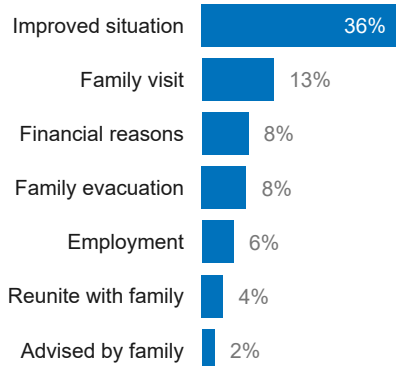
### PLANNING TO STAY IN CURRENT HOST COUNTRY

#### Why: Reasons to stay

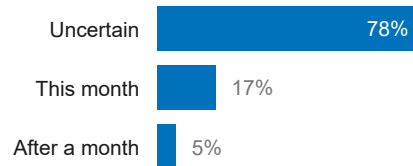


### PLANNING TO MOVE BACK TO UKRAINE

#### Why: Reasons to return



#### When

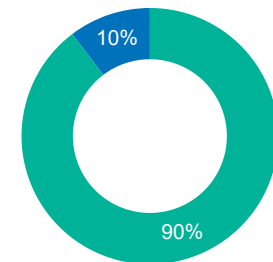


#### Where: % returning to the same Oblast

**89 %**

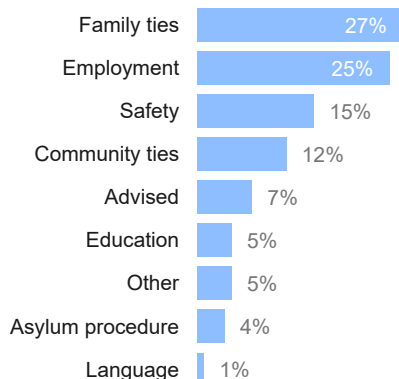
#### Concerns about returning\*

● Yes ● No

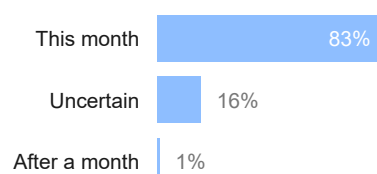


### PLANNING TO MOVE TO ANOTHER HOST COUNTRY

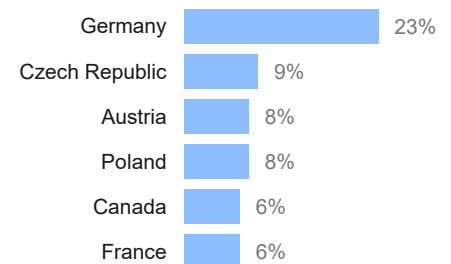
#### Why: Main reasons to move



#### When



#### Where to: Top 5 destination



\* Multiple responses were possible, so percentages can go over 100% when added.  
\*\*The analysis in this section excludes respondents interviewed on the same day they were departing from their current host country