WASH Dashboard

Quarter 2

Uganda Refugee Response Plan (RRP) 2022- 2023

January - June 2022

Overview

The WASH sector aims at ensuring that refugees and host community have improved equitable and sustainable access to safe water, sanitation, and hygiene services. People's needs and the environment remain at the center of all interventions. They are included in national systems to enable them access services, and innovative approaches are used to prepare both new arrivals and the established populations to achieve self-reliance.This is being achieved through implementation of the broader Water and Environment Sector Refugee Response Plan (WERRP), that was launched in 2020. The approach is to transition all services to national systems (district local government, catchment committees and water supply utilities).

On average, there has been a reduction in the level of WASH services. This is attributed to the high rate of new arrivals that outstripped the speed of infrastructure development in the affected settlements, leading to an overall average reduction in WASH services to the refugees. The process of transition to national utility is ongoing with one settlement (Rwamwanja), fully under its management. Two other settlements (Nakivale and Oruchinga) are planned for handover to National Water and Sewerage Corporation, while another 23 systems located in the settlements within the northern region, are planned for handover to Umbrella Authorities.

During the second quarter of the year, water access was maintained at an average of 16.5 litres per person per day (lpd), a similar result to the first quarter, while sanitation coverage reduced from 74% to 71% on average. This is due to the increased number of new arrivals compared to the rate of household latrine construction. WASH partners have responded to emergencies in Southwest, Northern and West Nile regions. Water access was maintained at an average of 13.4 lpd in Southwest and 18.2lpd in Northern settlements receiving new arrivals. This is within the emergency threshold of 7.5-15 lpd. Latrine per person ratio was kept within the target of 1:50, through construction of 1,397 emergency latrines. To promote personal hygiene and environmental sanitation amongst the newly arrived, WASH partners deployed community hygiene promoters and Village Health Teams (VHTs), at a ratio of 1:518, against a target of 1:500.

Key priorities for the sector include:

- Emergency response through provision of water and sanitation services to new arrivals.
- Continue with household latrine construction to increase coverage.
- Support transition of water management to national utility through immediate improvement works and social marketing.
- Environmental sanitation and personal hygiene sensitization using VHT approach (Training new VHTs).
- Specific COVID-19 (IPC and Risk communication) interventions.

Challenges

The major challenge is lack of funds to maintain older water systems in other settlements that are not receiving new arrivals. Due to old electro-mechanical equipment (generators, pumps and inverters) the frequency of breakdown has increased hence, a high cost of operation and maintenance of water systems.

Key indicators

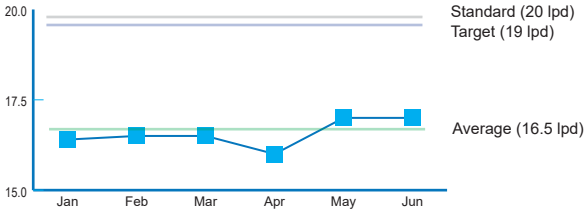

Litres per person per day

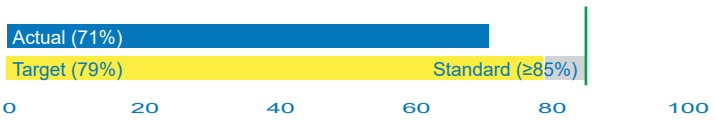

Household latrine coverage (as of June 2022.)

Outcome: Improved equitable and sustainable access to water supply for refugees and hosting population

Indicator	*Actual*	*Target/Standard ('22)*
Litres per person per day (Q1 average)		
- Congolese refugees	13.4	17
- South Sudanese refugees	18.2	20
- Other refugees	17	20

Actual *against annual target* *or standard*

Water pumped through renewable energy		
- Congolese refugees	22%	50%
- South Sudanese refugees	45%	45%
- Other refugees	34%	40%

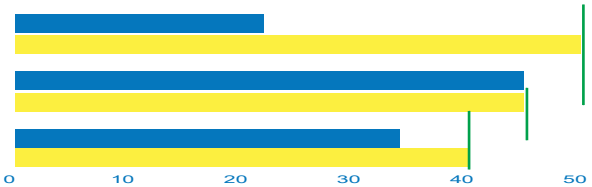

Achievements data: ActivityInfo (reported by sector lead) **Author:** UNHCR Representation in Uganda **Feedback:** ugakaimug@unhcr.org **For more info:** www.ugandarefugees.org

Sector contacts: Robert Mutiibwa (Ministry of Water) mutiibwarobertkirya@gmail.com +256752447894 Simon Peter Odong (UNHCR) odongos@unhcr.org +256780140341 Shivanarain Singh (UNICEF) ssingh@unicef.org

Published: August 2022

Outcome: Improved equitable and sustainable access to sanitation and hygiene services for refugees and hosting population

Indicator	*Actual*	*Target/Standard ('22)*	*Actual* ■ *against annual target* ■ *or standard* ■
Household latrine coverage (as of Mar 2022)			
- Congolese refugees	59%	73% / ≥85%	
- South Sudanese refugees	77%	77% / ≥85%	
- Other refugees	65%	85% / ≥85%	

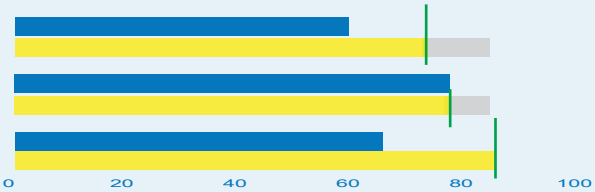

Institutional sanitation facilities constructed			
- Congolese refugees	315	200	>100%
- South Sudanese refugees	166	200	83%
- Other refugees	70	40	>100%



Outcome: Improved equitable and sustainable access to water supply for refugees and hosting population

Indicator	*Actual*	*Target/Standard ('22)*	*Actual* ■ *against annual target* ■ *or standard* ■
Water abstraction permits acquired for motorized systems			
- Congolese refugees	3	6	50%
- South Sudanese refugees	2	10	20%
- Other refugees	0	4	0%

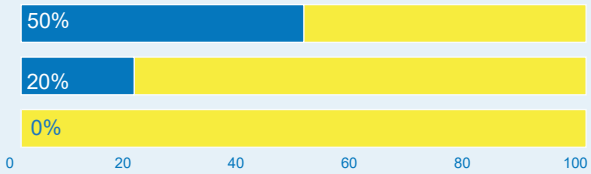

Water schemes under management of utilities (e.g. NWSC and Umbrella Authorities)			
- Congolese refugees	6	6	100%
- South Sudanese refugees	4	10	40%
- Other refugees	0	2	0%

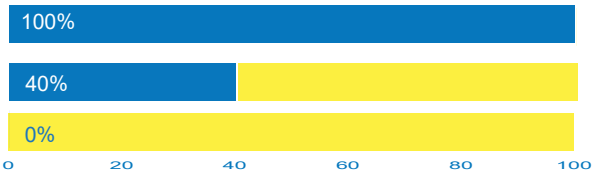

Water resource monitoring stations installed and frequently monitored			
- Congolese refugees	9	12	75%
- South Sudanese refugees	28	10	>100%
- Other refugees	0	8	0%



Funding

$ 40M
Total Recquired

$2.2
Received (5.5%)

$37.8M
Gap (94.5%)

Partners

Action Against Hunger (ACF) | Caritas Uganda (Caritas) | Community Empowerment for Rural Development (CEFORD)| Catholic Organisation for Relief and Development Aid (CORDAID) | Catholic Relief Services (CRS) | District Local Government (DLG) | International Aid Services (IAS) | Joint Aid Management (JAM) | Lutheran World Federation (LWF) | Malteser International (Malteser) | Ministry of Water and Environment (MoWE) | National Water and Sewerage Corporation (NWSC) | NSAMIZI | Oxfam International | Peace Winds Japan (PCW) | Samaritan's Purse (SP) | UN High Commissioner for Refugees (UNHCR) | United Nations Children's Fund (UNICEF) | Welhungerhilfe (WHH) |

Operational Presence

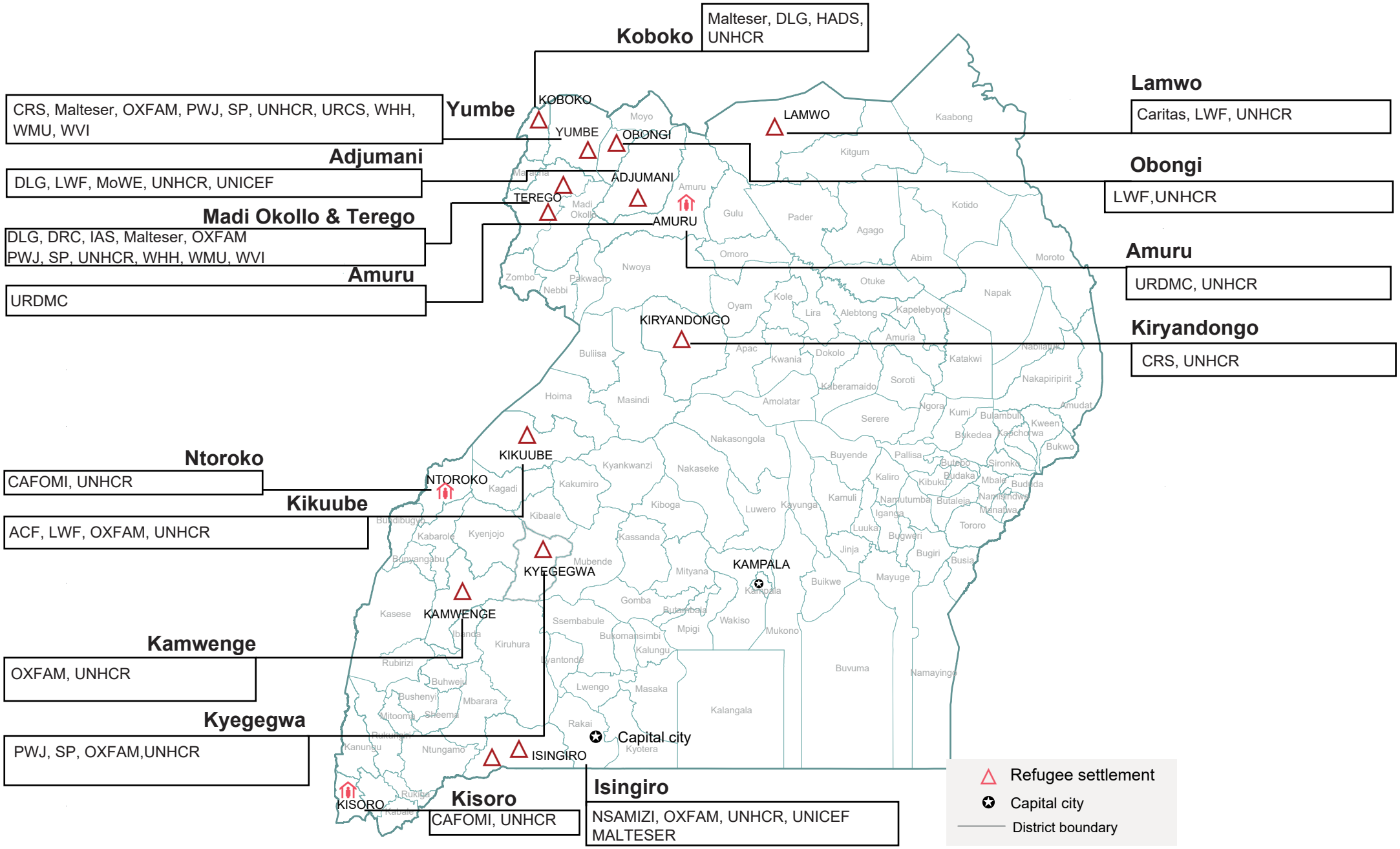

The boundaries and names shown and the designations on this map do not imply official endorsement or acceptance by the United Nations