

**Population**  
Refugees and asylum-seekers

Individuals: **125,687**  
Households: **29,616**

Settlement

Palorinya

Target year

2022

**UCRRP Partners 20**

GOV'T **02**



UN Agencies **03**

NGOs **03**



INGOs **12**

Sector	Indicator	Actual	Target
--------	-----------	--------	--------

**Education**



% children enrolled in Primary **97** / Target **100**

Teacher Pupil ratio (1:65) **79** / National standard 1:53 / Target **65**

**Health & Nutrition**



Under 5 mortality rate **0.1** / Standard: < 1.5

Severe acute malnutrition recovery rate **91** / Standard: > 75% / Target **75**

**WASH**



# of litres per person per day **19** / Standard: 20l/p/d / Target **18**

% household latrine coverage **86** / 85% sanitation coverage / Target **75**

**Energy & Environment**



# of hectares of woodlots/plantations established **27** / Target **750**

# of HH supported with clean and/or energy efficient technologies for cooking **1,295** / Target **4,500**

**Food Security**



# of refugees and asylum seekers receiving food assistance disaggregated by modality (Cash + In-kind) **114,866** / **7,944** / Target **112,862**

● In-kind ● Cash ● Target

Quantity of food provided (Metric Tonnes) **3,894** / Target **44,611**

**Livelihoods & Resilience**




% of PoCs with access to arable land **17** / Target **50**

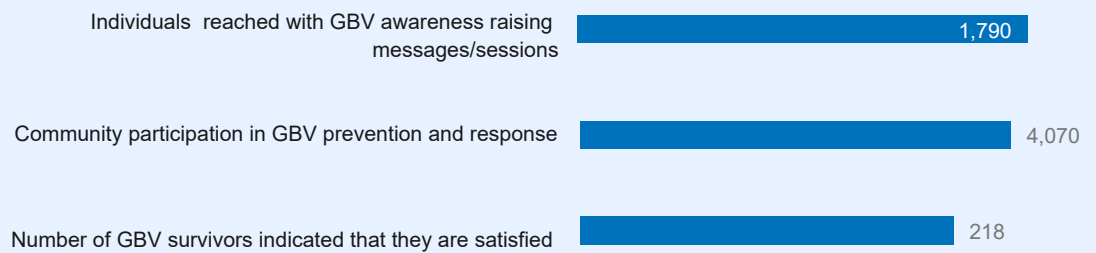
% HH with income from crop sales **32** / Target **26**

Sector	Indicator	Actual	Target
--------	-----------	--------	--------

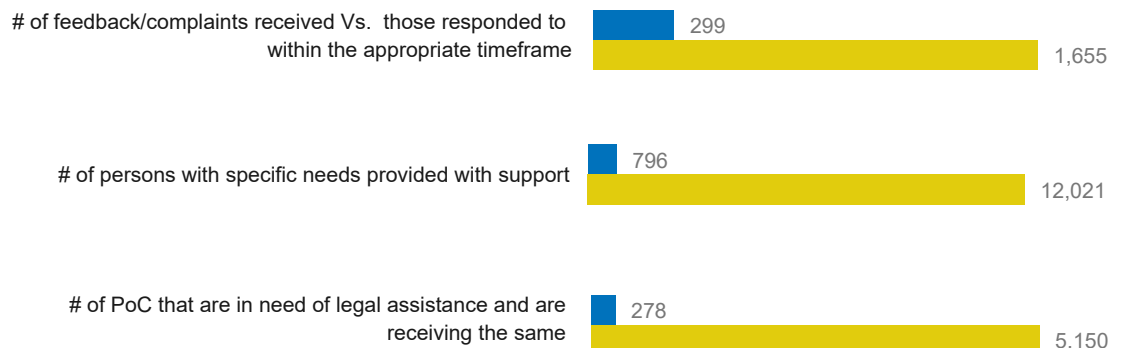
**Child Protection**



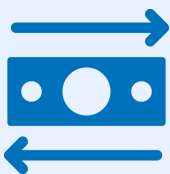
**GBV**



**Protection**



**CBI Modality**



**List of Partners who reported as of Q2 2022, UN Agencies and Government**

**National NGOs**

CEFORD, PALM Corps and TPO

**International NGOs**

CARE, CFI, DCA, DRC, FCA, FRC, HI, IsraAID, JAM, LWF, MTI and WVI

**UN Agencies**

UNFPA, UNHCR and WFP

**Government**

OPM, Obongi DLG