

**Population**  
Refugees and asylum-seekers

Individuals: **136,909**  
Households: **32,146**

Settlement

Rhino

Target year

2022

**UCRRP Partners 29**

GOV'T **03**

UN Agencies **05**

NNGOs **05**

INGOs **16**

Sector	Indicator	Actual	Target
--------	-----------	--------	--------

**Education**



% children enrolled in Primary **109** (Target: 85)

Teacher Pupil ratio (1:65) **92** (National standard 1:53)

**Health & Nutrition**



Under 5 mortality rate **0.1** (Standard: < 1.5)

Severe acute malnutrition recovery rate **89** (Standard: > 75%)

**WASH**



# of litres per person per day **20** (Standard: 20l/p/d)

% household latrine coverage **75** (85% sanitation coverage)

**Energy & Environment**



# of hectares woodlots/plantations maintained **750**

# of HH supported with clean and/or energy efficient technologies for cooking **4,045** (Target: 6,000)

**Food Security**



# of refugees and asylum seekers receiving food assistance disaggregated by modality (Cash + In-kind) **117,919** (In-kind: 58,624; Cash: 63,121)

Quantity of food provided (Metric Tonnes) **2,163** (Target: 20,536)

**Livelihoods & Resilience**




% of PoCs with access to arable land **52**

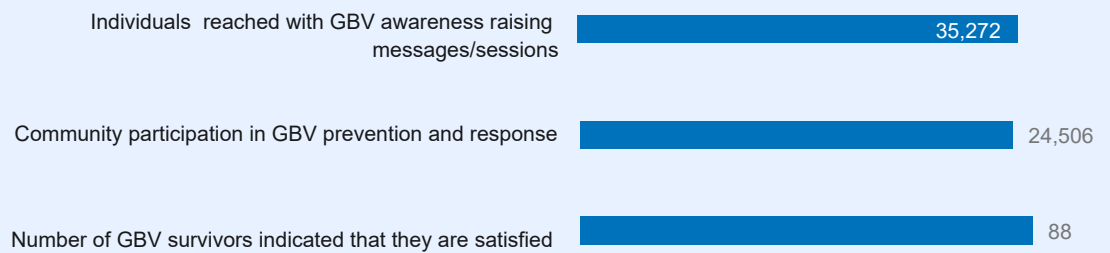
% HH with income from crop sales **19**

Sector	Indicator	Actual	Target
--------	-----------	--------	--------

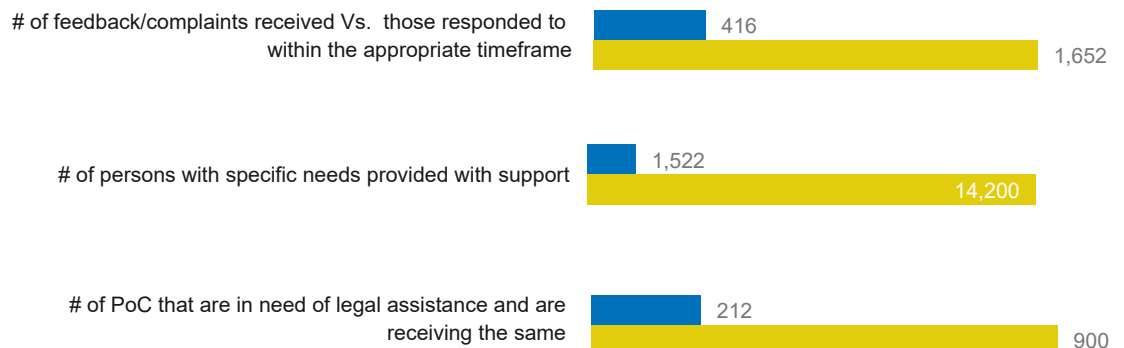
**Child Protection**



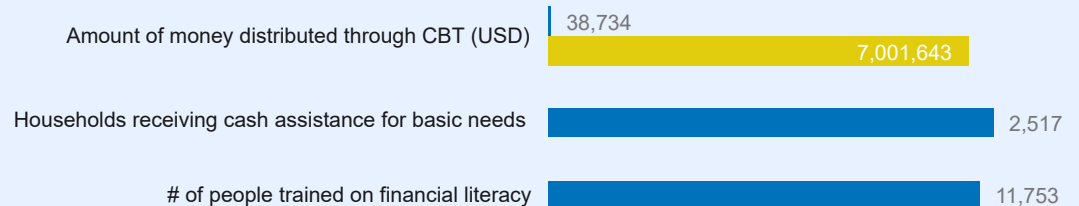

**GBV**



**Protection**



**CBI Modality**



**List of Partners who reported as of Q2 2022, UN Agencies and Government**

**National NGOs**

CEFORD, Kulika, NURI, PALM Corps and TPO

**International NGOs**

ACAV, AVSI, CARE, DCA, DRC, FRC, HI, IRC, JAM, Malteser, MC, Plan, SCI, WCH, WVI and ZOA

**UN Agencies**

ILO, UNFPA, UNHCR, UNICEF and WFP

**Government**

OPM, Madi Okollo and Terego DLGs