

## KEY FIGURES



**255,821\***

### REFUGEES AND ASYLUM-SEEKERS

The above total reflects the current assisted Burundian refugee population who fled since April 2015, as well as some 37,000 Burundian refugees who sought asylum in the region prior to April 2015. In addition to the population above, there are some 20,662 Burundian refugees and asylum seekers in Kenya, 8,447 in Mozambique, 12,377 in Malawi, 9,563 in South Africa and 9,194 in Zambia who are assisted within the respective country-level programmes. A further 42,200 Burundian refugees, who have lived for decades in Tanzania, no longer receive assistance and are not included in these figures.



**143,855**

### BURUNDI ASSISTED RETURNS IN 2022

## AGD Breakdown

**27%**

Boys  
0-18 yrs



**27%**

Girls  
0-18 yrs

**23%**

Men  
18-59 yrs



**21%**

Women  
18-59 yrs

**1%**

Men  
60+ yrs

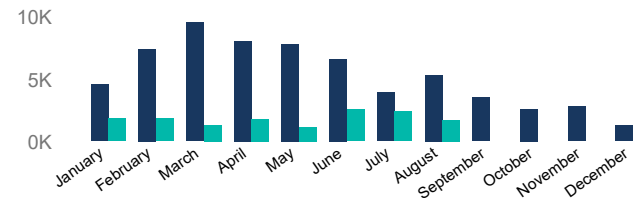


**1%**

Women  
60+ yrs

● 2021 ● 2022

### ASSISTED RETURNS BY MONTH

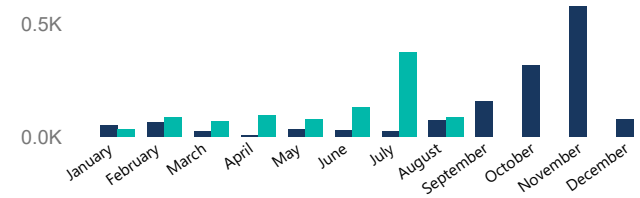


**2022 returns (1 Jan - 31 Aug): 14,568**

Assisted Burundian refugee returns

● 2021 ● 2022

### NEW ARRIVALS BY MONTH



**2022 arrivals (1 Jan - 31 Aug): 953**

Based on field reports, UNHCR and Government registration



DEMOCRATIC  
REPUBLIC  
OF THE CONGO

40,808

UGANDA

40,167

48,349

RWANDA

KIGALI







BURUNDI

BUJUMBURA

143,855

UNITED REPUBLIC  
OF TANZANIA

126,497

-  Burundian refugees
-  Assisted Burundian refugee returnees
-  Refugee camp
-  Refugee crossing
-  Refugee locations
-  Assisted returns