# Turkey Livelihoods Sector Achievements

**August 2022**

Inter-Agency Coordination Turkey

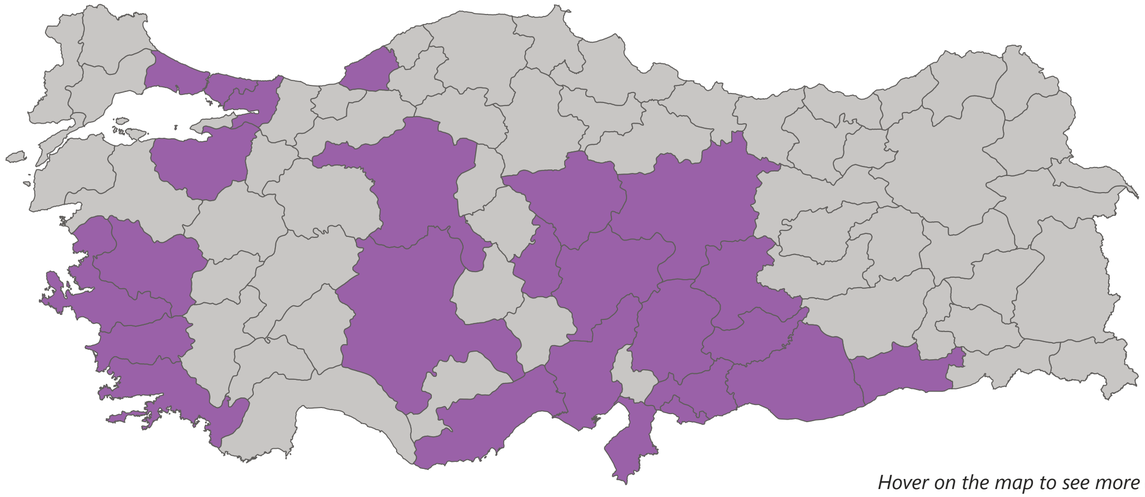

*Hover on the map to see more details.*

**25,241**

# of direct beneficiaries reached by the sector

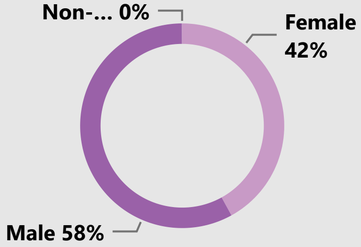


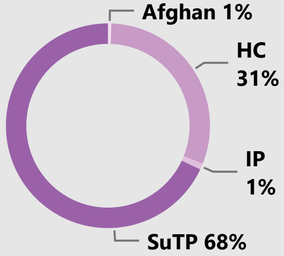


## PROVIOSON OF TECHNICAL AND FINANCIAL SUPPORT TO ENABLE JOB CREATION

**3,461**

# of individuals completed livelihoo... trainings

21% | 79%

**1,130**

# of refugees completed stand-alone Turkish language trainings

97%

**9,690**

# of individuals provided support w... counselling

25% | 75%

## INCREASING ECONOMIC OPPORTUNITIES ACCESS TO ACTIVE LABOUR MARKET

**4,553**

# of individuals supported with job placement or job creation

14% | 86%

**2,431**

# of refugees supported with the obtention of work permit

100%

**2,190**

# of individuals supported with self-employment opportunities

17% | 83%

## STRENGTHENING THE CAPACITIES OF BUSINESSES AND ENTREPRENEURS

**727**

# of start-ups/new businesses started/developed

41% | 59%

**151**

# of existing businesses supported... scale-up

98%

**230**

# of individuals participating in common events to improve social cohesion activities as part of livelihoods programmes

99%

**Implementing Agencies**

ASAM | CARE... | DRC | Gazia... | ICMPD | ILO | IOM | Qatar... | Re:Co... | RETY... | STL | Takaf... | TRC | UNDP | WFP | Worl...

**Supporting Agencies**

CARE ... | DRC | ICMPD | ILO | IOM | Qatar ... | Re:Cod... | RETYKD | TAKAF... | Turkis... | UNDP | UNHCR | UNWo... | WFP

**Sources:** ActivityInfo **Feedback:** tunc.gunduz@undp.org, IMTurkey@unhcr.org

*The number of beneficiaries reached is calculated by summing indicators selected by the sectors; there may be duplications.*