

Overview

UNHCR's operation in Burundi supports refugees, two-thirds of whom live in camps in the eastern part of the country. Nearly 90,000 refugees and asylum seekers are registered in our database. Durable solutions are sought for vulnerable cases in parallel, UNHCR is assisting the government of Burundi to facilitate the voluntary repatriation of Burundian refugees. About 200,000 refugees have been repatriated since 2017. In collaboration with other humanitarian actors, UNHCR supports the protection of internally displaced persons in Burundi.

Persons of concern


376,899
All persons of concern of Burundi operation

83,291
Refugees

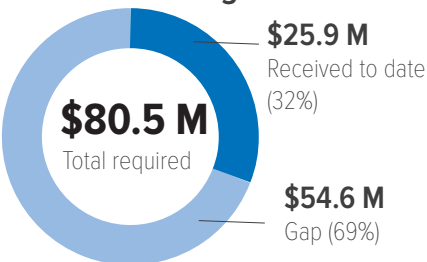
3,797
Asylum seekers

204,301
Returnees

84,791
Internally Displaced Persons

719
Persons at risk of statelessness

UNHCR Funding



Monthly statistics (2022)

New refugees/Asylum seekers

1,876

Returnees/Burundian refugees

18,528

Resettlement/Submission

2,210

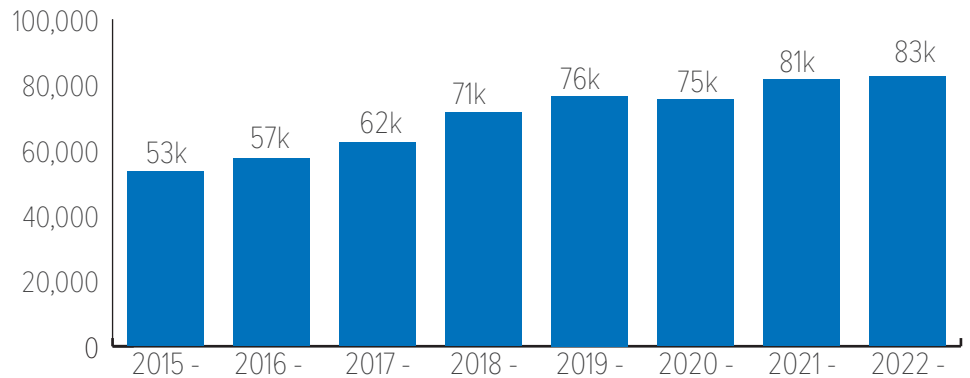
Resettlement/Departures

1,037

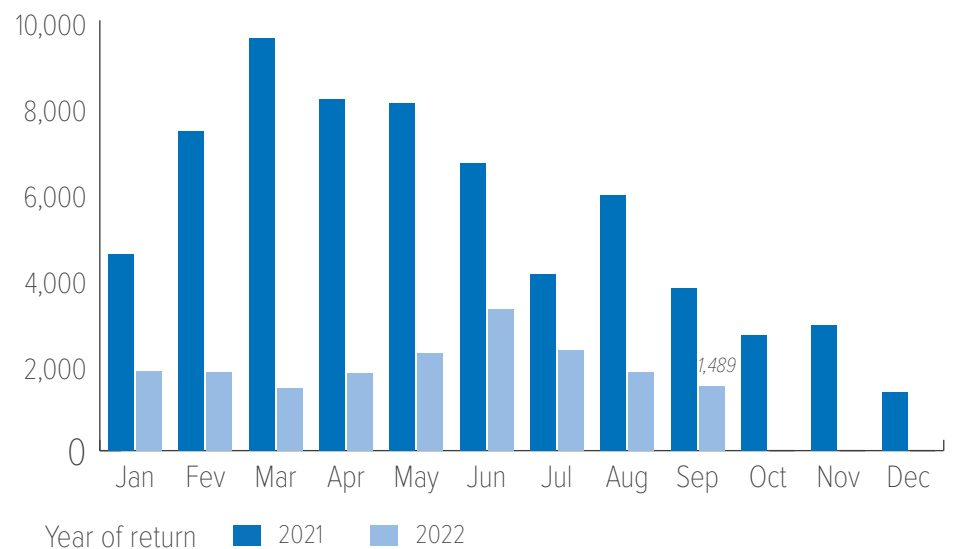
New IDPs (April 2022, DTM IOM)

16,372

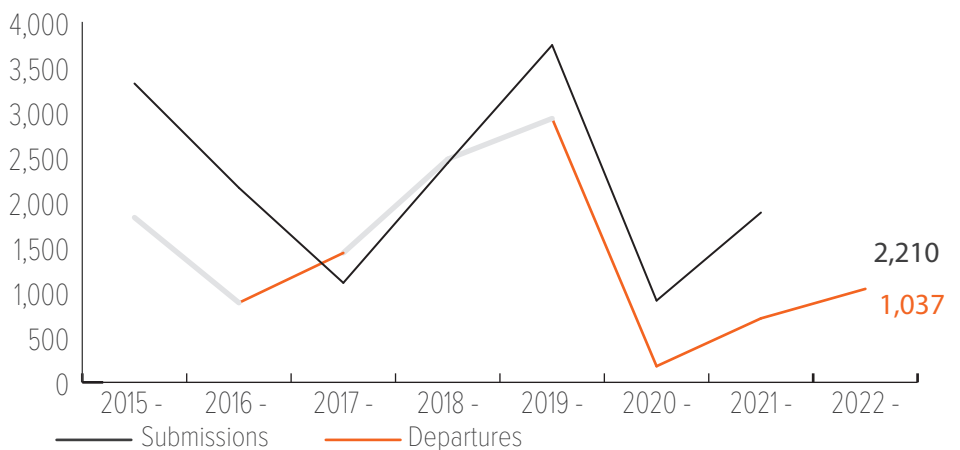
Refugees trends



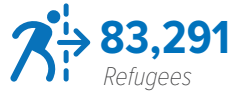
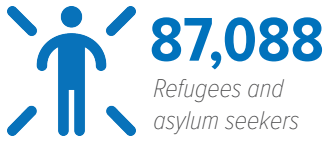
Monthly returnees trends 2021 vs 2022



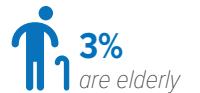
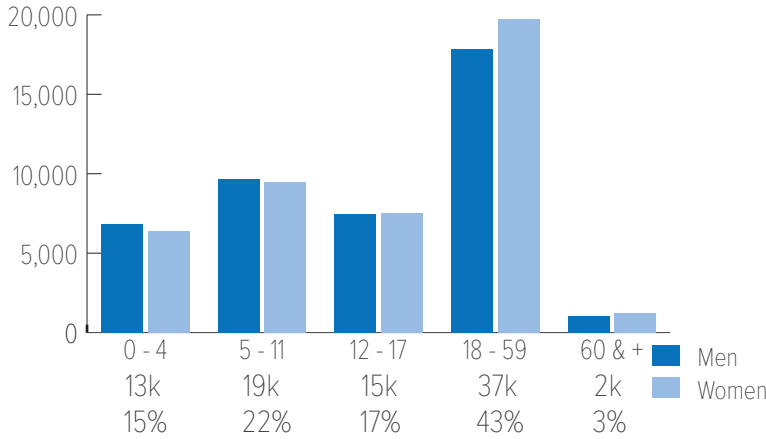
Submissions and departures trends (Resettlement)



Key figures



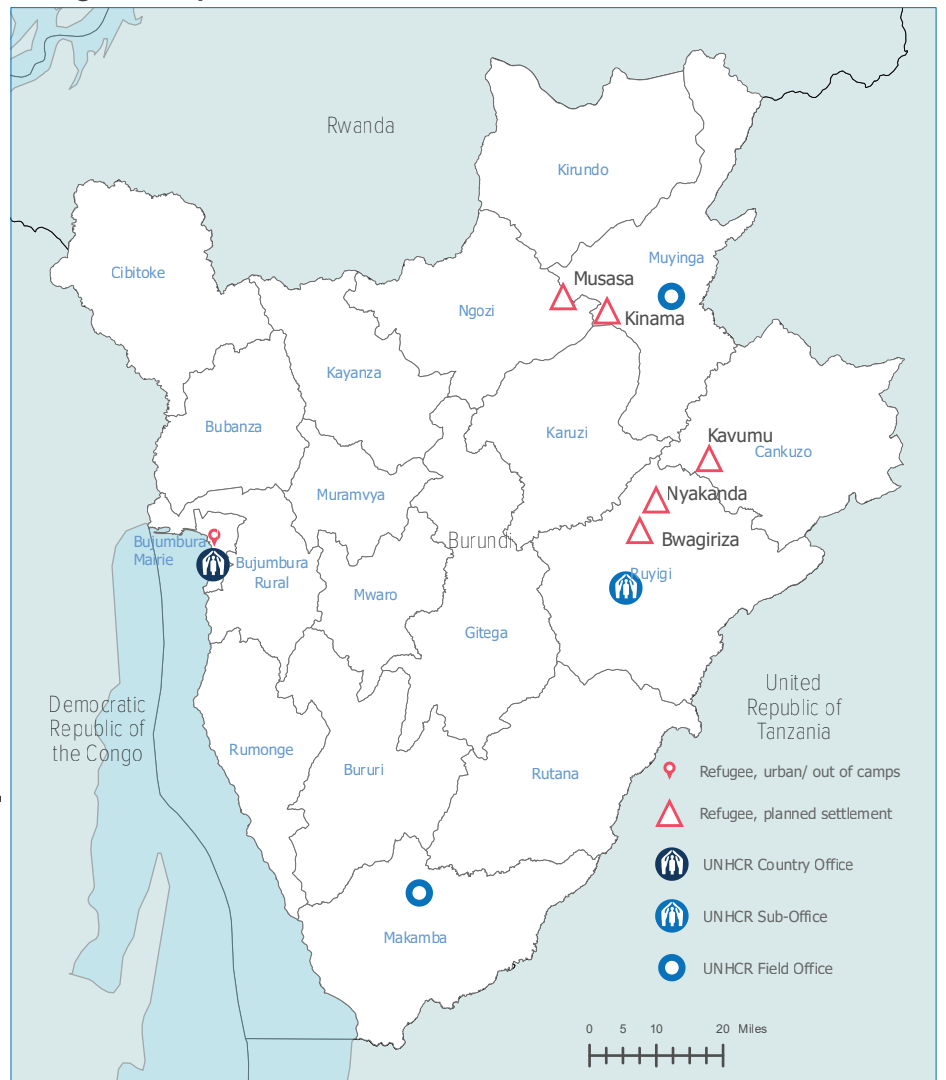
Breakdown of Refugees and Asylum seekers by gender and age



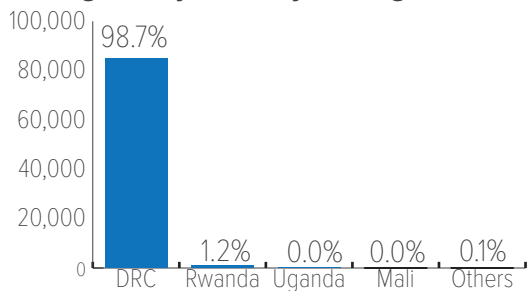
Refugees by location type

Location	Number	Percentage
Urban	32,001	37%
Kavumu	17,296	20%
Nyankanda	10,943	13%
Bwagiriza	9,992	11%
Musasa	9,123	10%
Kinama	7,733	9%
Grand Total	87,088	

Refugee camps and urban areas



Refugees by country of origin



Donor and country contributions



Co-funded by
European Union

WORLD DIABETES FOUNDATION

* They are mainly in urban areas.

** More than 3/4 of the people who are not fingerprinted are children under the age of 5. Because they are not concerned by fingerprints

The boundaries and names shown and the designations used on this map do not imply official endorsement or acceptance by the United Nations.

HIGHLIGHTS

UNHCR and partners have been facilitating the voluntary repatriation of Burundian refugees who make a free and informed decision to return home since this time. More than 200,000 Burundian refugees have returned to Burundi as of the end of September 2022, the majority from Tanzania, followed by Rwanda, the Democratic Republic of the Congo, Kenya and other countries in the region. These repatriations take place under the framework of the Tripartite Agreements between the Government of Burundi, the Governments of countries of asylum, and UNHCR, with all parties having committed to respect the voluntary nature of these returns.

Key figures


204,301
 since 2017

18,528
 in 2022 (110 convoys and flights)


573
 convoys and flights

Breakdown by gender and age



Returnees by country of asylum

Countries of asylum	2022	Since 2017
Tanzania	4,548	144,028
Rwanda	3,415	34,284
D. R. Congo	2,726	12,145
Kenya	1,105	2,931
Uganda	6,624	10,713
Mozambique	95	142
Others	15	58
TOTAL	18,528	204,301

Reintegration package (for 3 months)

Non-Food Items

Basic NFI (Kitchen set, soap, blankets, loincloths for woman, jerrycans, buckets, mosquito nets, plastic mat, plastic sheet, flannel, travel bag, ...) provided by UNHCR.

Food assistance

Food rations for 3 months provided by WFP (Beans, oil, corn flour, salt).

Cash grant

Cash assistance provided by UNHCR through mobile cash. The equivalent of 150 USD (277,000 FBU) per adult and of 75 USD (138,500 FBU) per minor.

Secondary trans.

The returnees are transported to their return commune then the returnee pays up to the coline.

Note that the Cash Grant which was 75 USD for an adult and 40 USD for a minor since 2017 has been increased to 150 USD and 75 USD for minor in 2020.

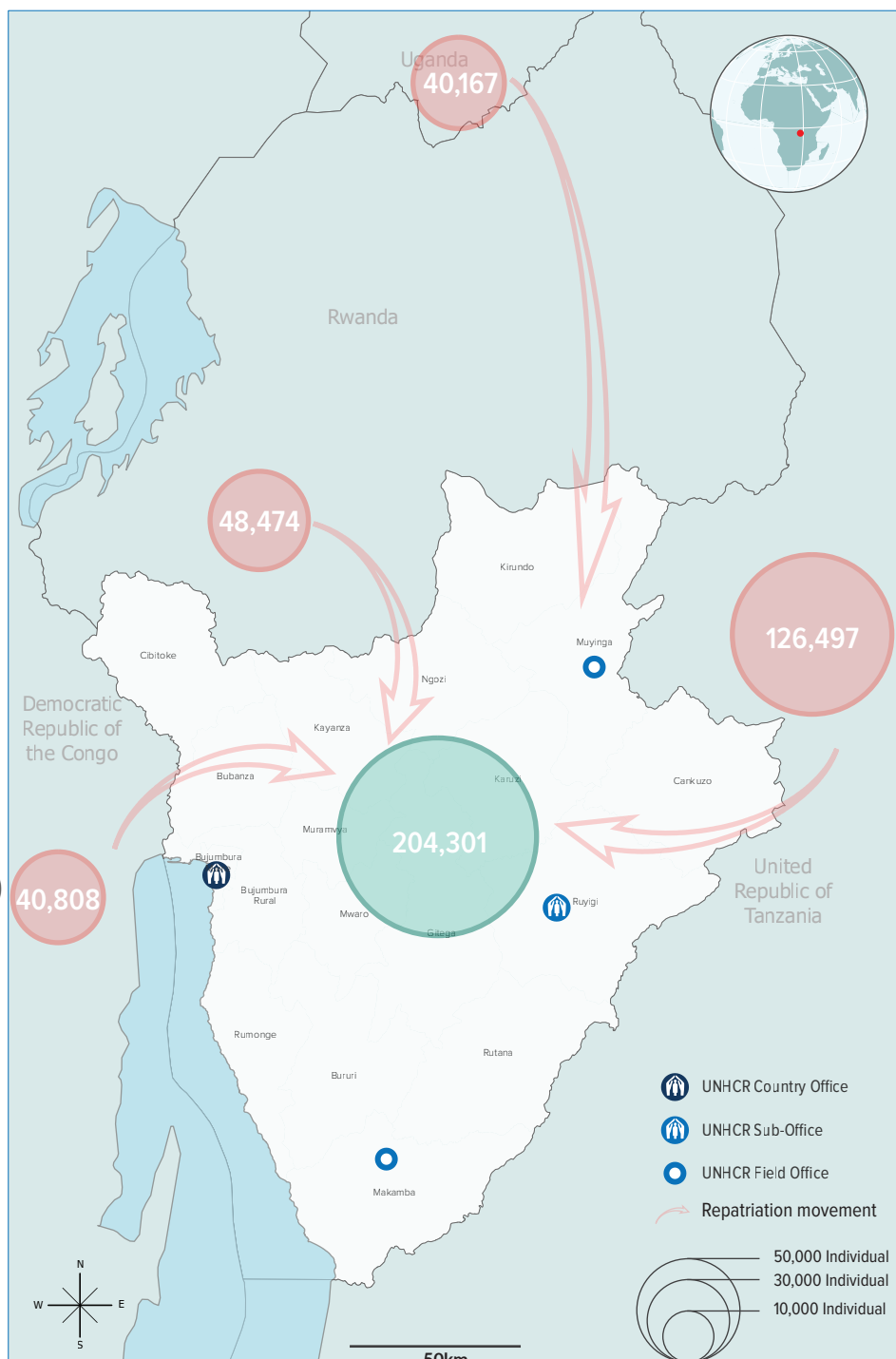
Donor and country contributions


 Co-funded by
 European Union


WORLD DIABETES FOUNDATION



Burundian refugees in the countries of region



The boundaries and names shown and the designations used on this map do not imply official endorsement or acceptance by the United Nations.

Context

Under the MYMP strategy 2021-23, resettlement activities targeting 4,100 refugees were undertaken in response to assigned quotas from Canada (100 persons) and the USA (4,000). As the end of September 2022, the operation had submitted 2,142 persons to the Resettlement countries representing 54% of submissions while referrals stood at 2,210 persons. Departures were facilitated for 1,037 persons. With the delayed roll out of P2 Group resettlement for Burundi, where 3,000 persons of the 4,000 were to be submitted to the USA, the office has already surpassed the 1,000 persons that was the expected to be submitted under the P1 processing modality. In accordance with the objectives of the Global Compact for Refugees (GCR) and the Comprehensive Refugee Response Framework (CRRF), UNHCR will continue efforts to broaden refugee access to solutions in third countries, by seeking complementary pathways such as family reunification, humanitarian corridors, education and labor mobility programs.

Submission target

4,100

Referral

2,142

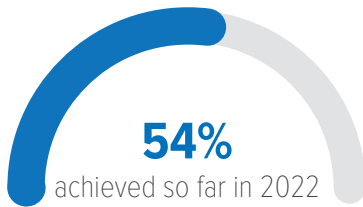
Submission

2,210

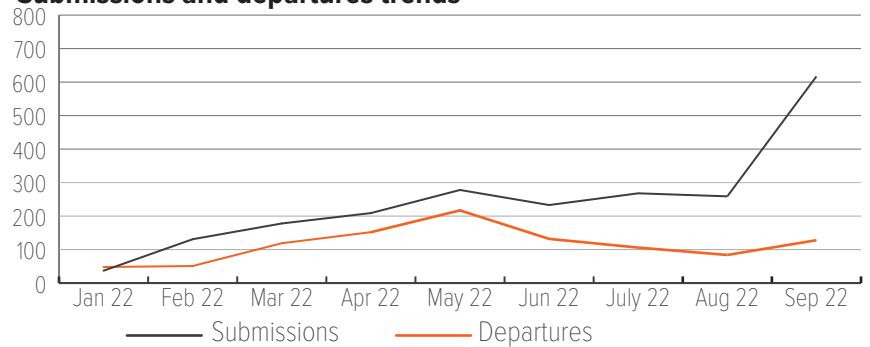
Departures

1,037*

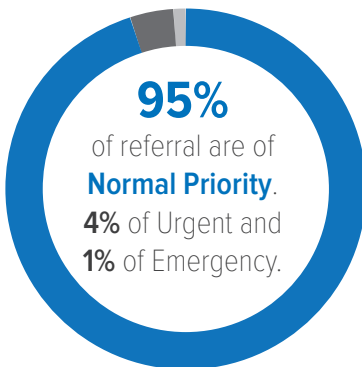
Submission indicator



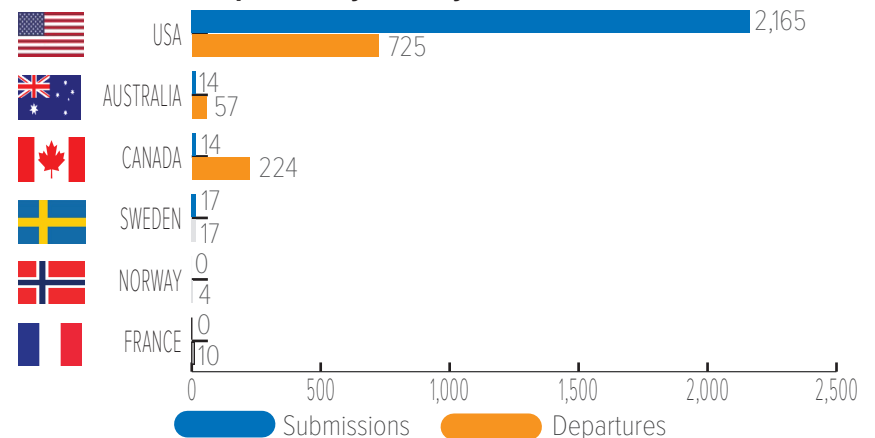
Submissions and departures trends



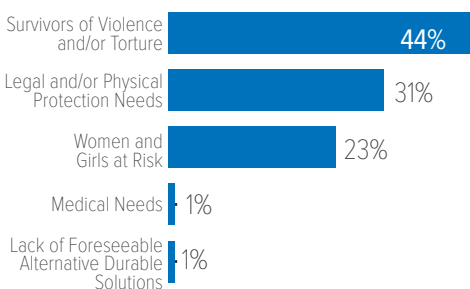
Submission priority



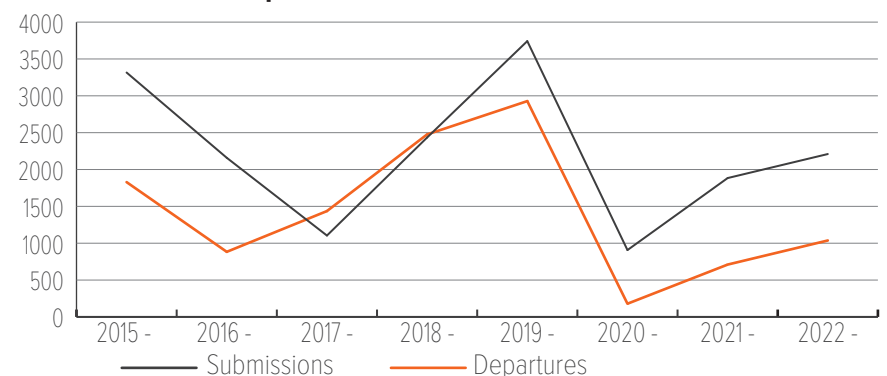
Submission and departure by country of resettlement



Submission criteria



Submissions and departures trends 2015 - 2022



* 1,018 Congolese, 18 Burundian and 1 Rwandan

HIGHLIGHTS

Since 2017, UNHCR has supported the voluntary repatriation of over 199,000 returnees, including 65,000 in 2021 and 16,621 in 2022. Upon arrival of returnees in their area of return, UNHCR and its partners conduct follow-up activities to review their level of reintegration. Monitoring data indicate a low capacity of returnees to access basic social services, which makes some refugees reluctant to return. Despite efforts by the government of Burundi with support from humanitarian and development actors, access to housing, land, and employment remain major challenges. An example, over 70 percent of returnees are not satisfied with their level of food security. Nevertheless, there have been improvements in the security and justice sectors (land dispute resolution) compared to previous years.

MEASURABLE RESULTS BY SECTOR



DONOR

