SO Bassikounou | Refugees registered

30 September 2022

Bassikounou
Individuals Registred

In Camp	Out of Camp
81,199	5,765

86,964

21,073 Households

86,964 Individuals

46 %	54 %	58 %	38 %	4 %
Men	Women	Children(0-17)	Adults(18-59)	Older people(60+)
40,403	46,561	50,812	32,822	3,330

BIMS 98%

Registered in 2022	New Arrivals in 2022	Returns 2022
16,337	9,980	0

SPECIFIC NEEDS

Total persons with specific needs: 7,189

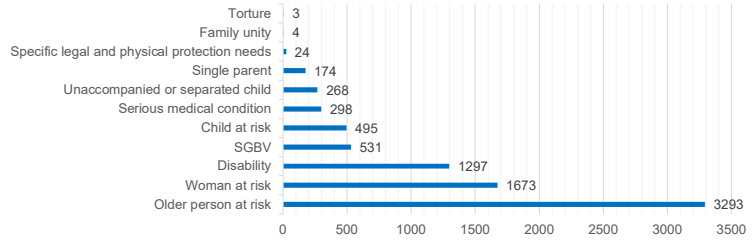

NEW REGISTRATIONS

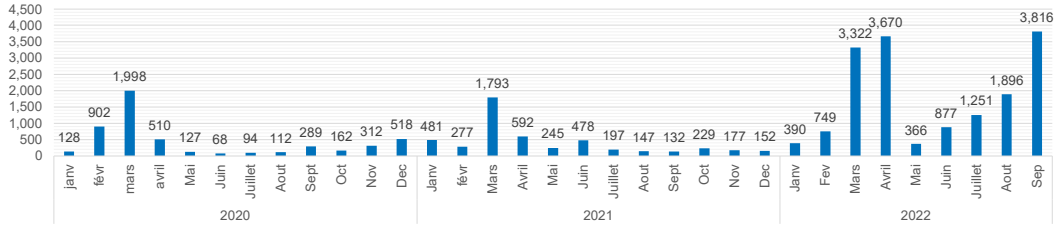

RETURNS 2015 - 2022

5, 314 Individuals

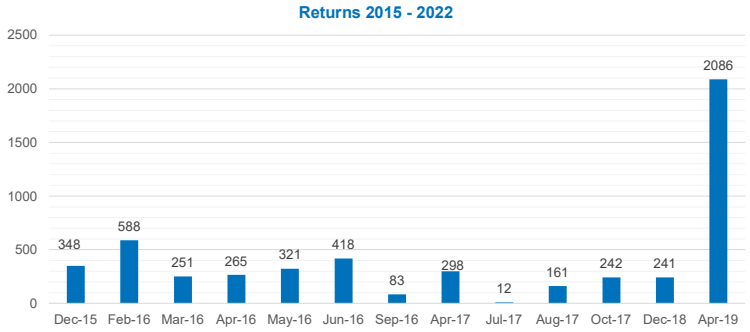

REFUGEE BY YEAR OF ARRIVAL

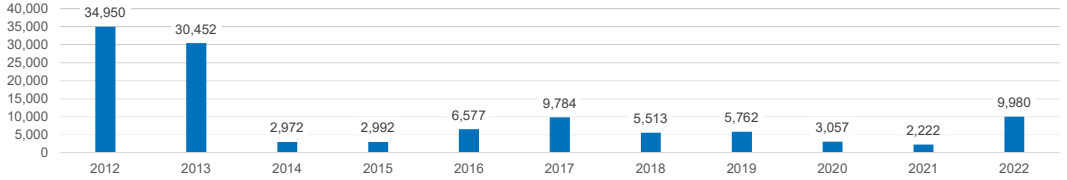
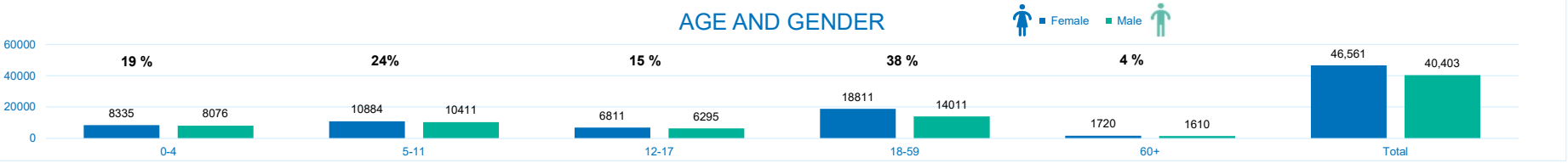
AGE AND GENDER