



# Arua Operation Term II Efficiency Ratio Gap Analysis

Overview: This dashboard presents a gap analysis of the efficiency ratios in Primary Schools across Arua Operation as of term II 2022. National standards have been used as benchmarks of the associated efficiency ratios under review. The key parameters measured include; enrolment, teacher to pupils, classroom to pupils, desk to pupils and latrine stance to pupils ratios

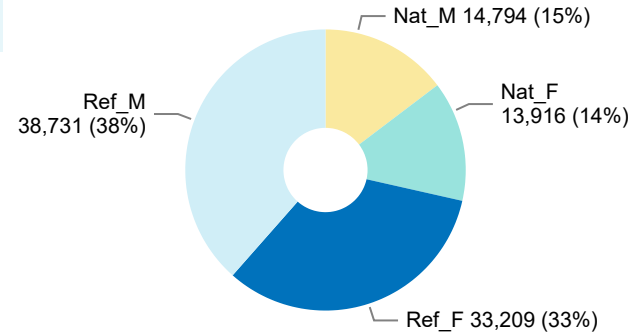
Sep 2022

Settlement

All

75% of all the learners in Arua Operation Primary Schools are Refugees

Gross Enrolment of Ref and Nat by sex



100,650

Gross Enrolment (N+R)

1,252

Total # of Teachers

1,594

Total # of latrine stances

71,940

Refugee Gross Enrolment

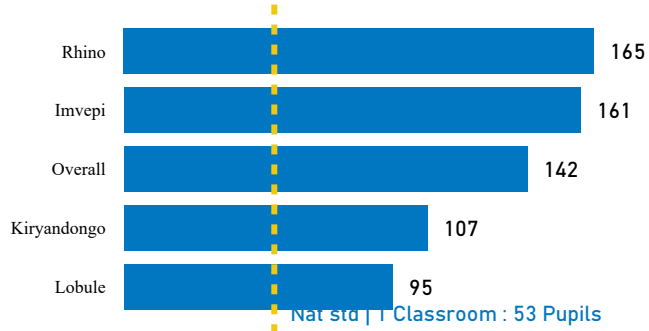
708

Total # of classrooms

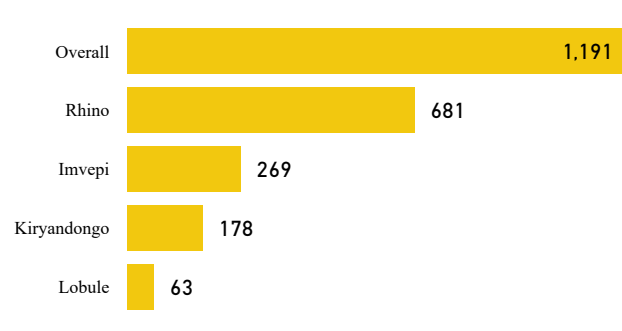
17,167

Total # of Desks

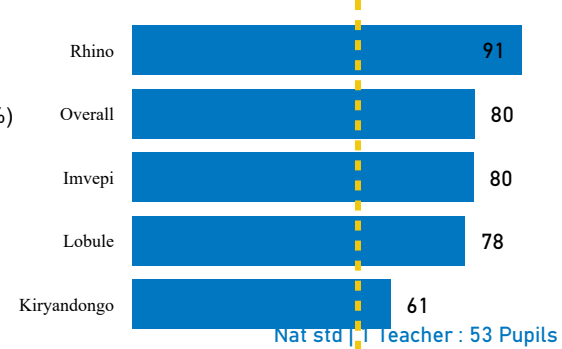
Current Pupils per Classroom



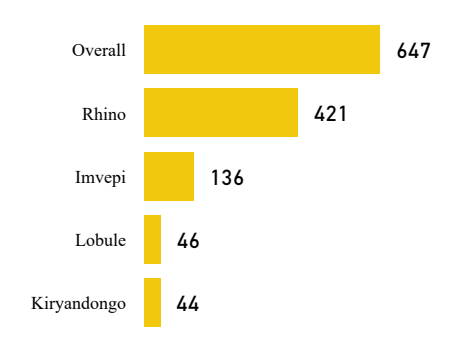
Gap of Classrooms to meet national Standard




Current Pupils per Teacher



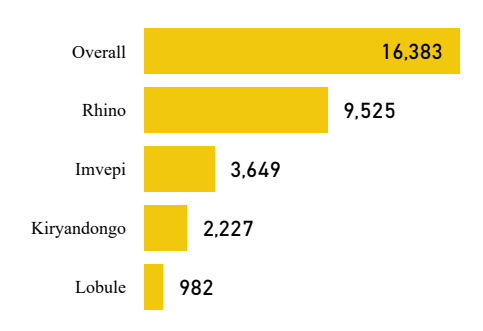
Gap of Teachers to meet national Standard



Current Pupils per Desk



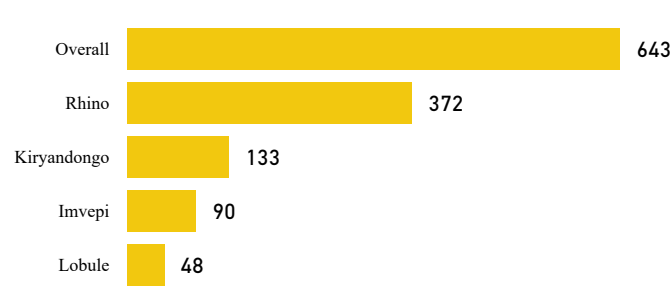
Gap of Desks to meet national Standard



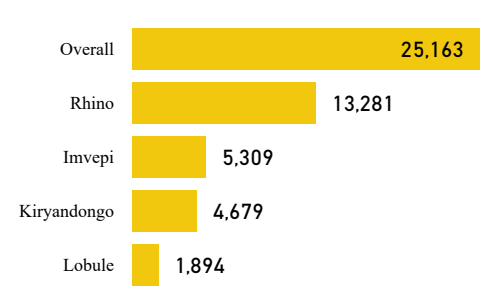
Current Pupils per Latrine



Gap of latrine stances to meet national standard



Average # of text books required



Gap of teachers accomodation

