

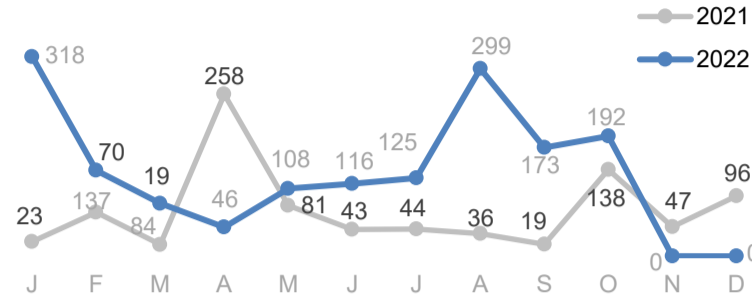
View the interactive dashboard here: <https://unhcr.github.io/dataviz-somalia-prmn/index.html>

**TOTAL DISPLACEMENTS**

**192,000** in October  
**1,598,000** (Jan - Oct 2022)  
**874,000** (Jan - Oct 2021)

The UNHCR-led PRMN implemented in partnership with NRC reported 192,000 new internal displacements in the month of October 2022. Of these, 70,000 were triggered by conflict / insecurity while 108,000 were related to drought or lack of livelihood, 2,000 were displaced due to other reasons and 12,000 were as a result of floods.

(in thousands)

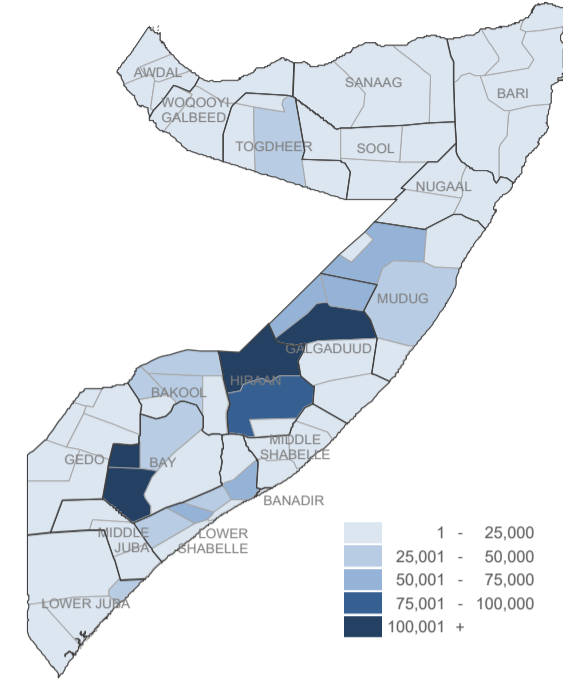


**BY REGION (Jan - Oct 2022)**

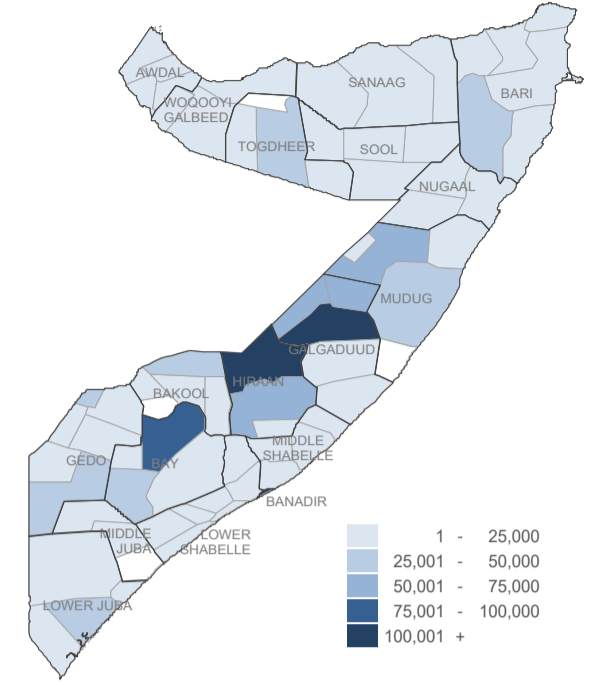
DEP	ARR
Hiraan	257,270   253,780
Lower Shabelle	219,880   24,490
Middle Shabelle	36,830   25,170
Gedo	44,090   116,470
Bay	295,090   126,220
Bari	50,600   53,130
Lower Juba	56,420   68,500
Galgaduud	236,580   239,120
Mudug	119,210   114,890
Bakool	153,930   88,330
Sanaag	14,550   12,290
Middle Juba	15,390   13,660
Banadir	3,540   364,970
Awdal	6,530   6,990
Togdheer	60,530   60,370
Sool	17,520   20,620
Nugaal	9,570   7,850
Woq. Galbeed	770   1,490

**BY DISTRICT (Jan - Oct 2022)**

DEPARTURE



ARRIVAL

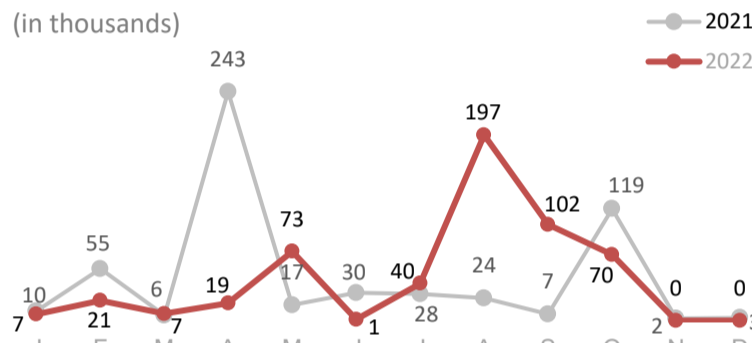


**CONFLICT / INSECURITY DISPLACEMENTS**

**70,000** in October  
**538,000** (Jan - Oct 2022)  
**544,000** (Jan - Oct 2021)

Major displacements in October occurred in Lower Shabelle (33,549), Middle Shabelle (14,680) and Hiraan (14,306) regions particularly due to military offensive activities.

(in thousands)

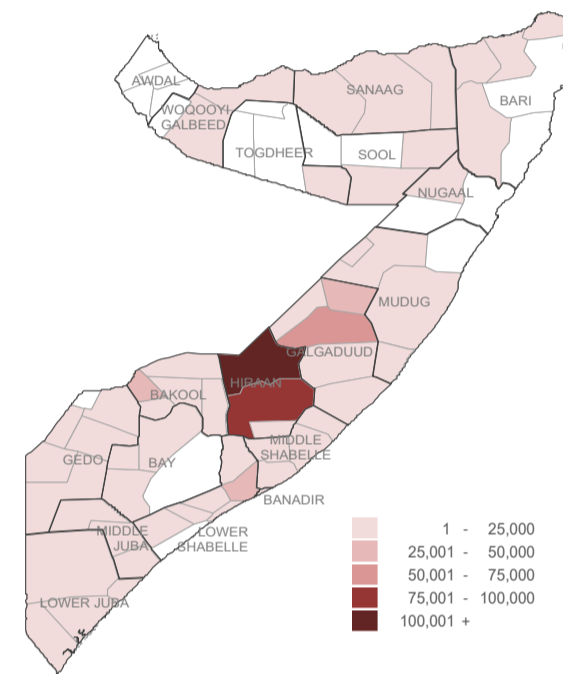


**BY REGION (Jan - Oct 2022)**

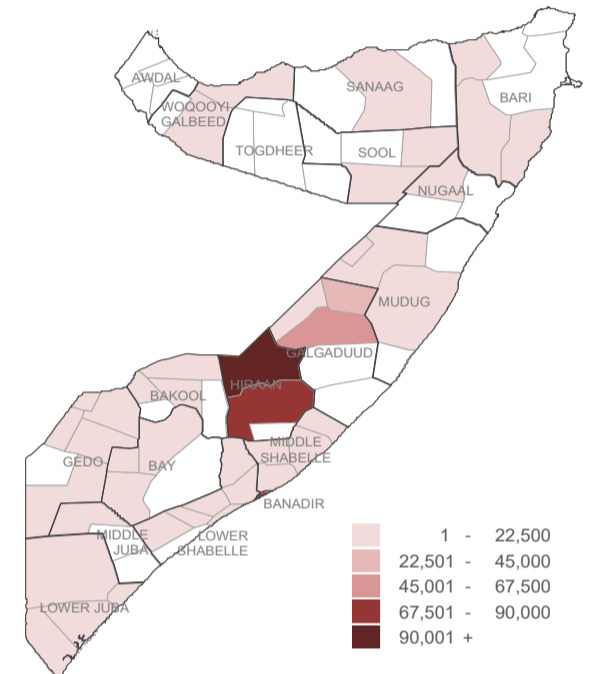
DEP	ARR	
Lower Shabelle	46,640   8,870	
Bay	20,840   6,330	
Galgaduud	109,350	
Gedo	5,210   14,490	
Bakool	54,880   39,150	
Lower Juba	11,980   12,720	
Sool	710   1,390	
Sanaag	310   140	
Middle Juba	520   640	
Togdheer	20	
Mudug	10,380   9,780	
Banadir	370	
Middle Shabelle	21,670   14,420	
Hiraan	254,110   251,050	
Bari	200   330	
Nugaal	890	
Awdal		
Woq. Galbeed		230

**BY DISTRICT (Jan - Oct 2022)**

DEPARTURE



ARRIVAL

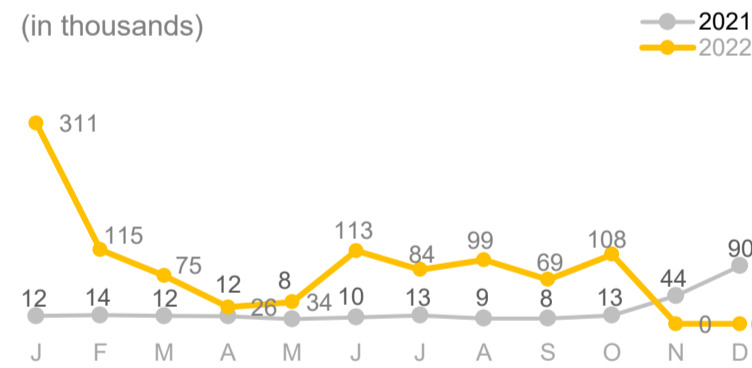


**DROUGHT RELATED DISPLACEMENTS**

**108,000** in October  
**1,034,000** (Jan - Oct 2022)  
**245,000** (Jan - Oct 2021)

The highest displacements in October owing to drought were recorded in Bakool (34,819), Lower Shabelle (24,599), Bay (15,770) and Lower Juba (9,706) regions.

(in thousands)

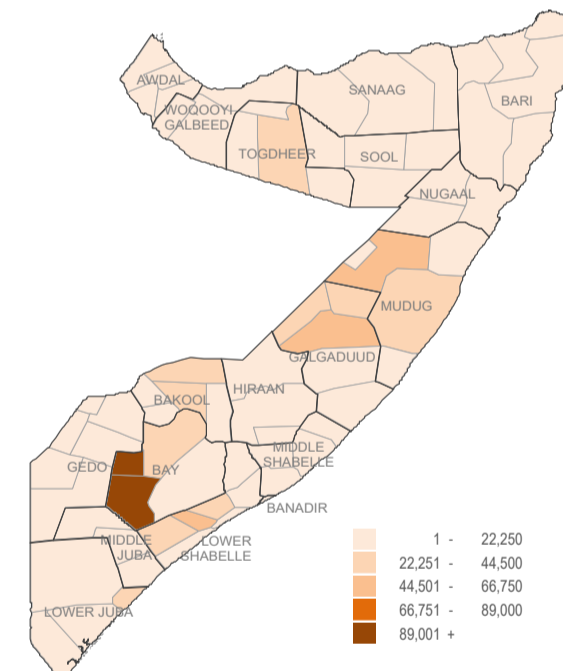


**BY REGION (Jan - Oct 2022)**

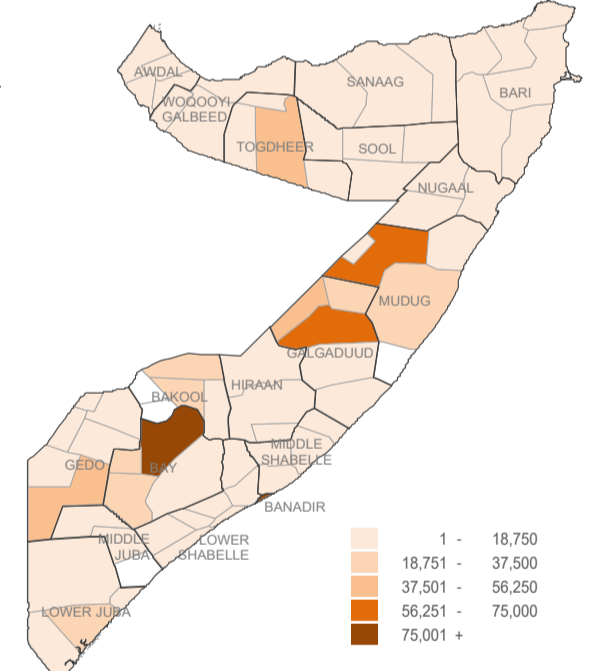
DEP	ARR
Bay	271,700   117,570
Bari	38,270   40,690
Sanaag	12,630   10,540
Bakool	97,950   49,170
Awdal	4,790   5,240
Sool	15,590   18,210
Gedo	38,700   100,790
Lower Shabelle	173,230   15,630
Mudug	105,880   102,300
Togdheer	60,180   59,800
Hiraan	3,140   2,720
Nugaal	7,120   6,410
Lower Juba	43,860   54,990
Woq. Galbeed	710   1,200
Middle Juba	14,630   12,690
Banadir	3,150   296,130
Middle Shabelle	15,060   10,670
Galgaduud	127,120   128,960

**BY DISTRICT (Jan - Oct 2022)**

DEPARTURE



ARRIVAL

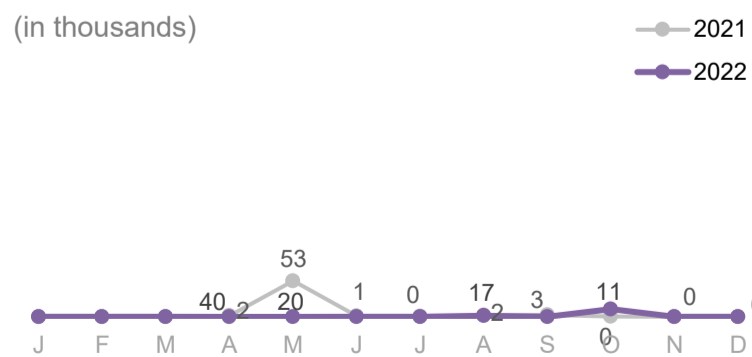


**FLOOD DISPLACEMENTS**

**11,000** in October  
**13,100** (Jan - Oct 2022)  
**62,100** (Jan - Oct 2021)

There was 11,376 flood related displacement recorded in October 2022 in Bari region.

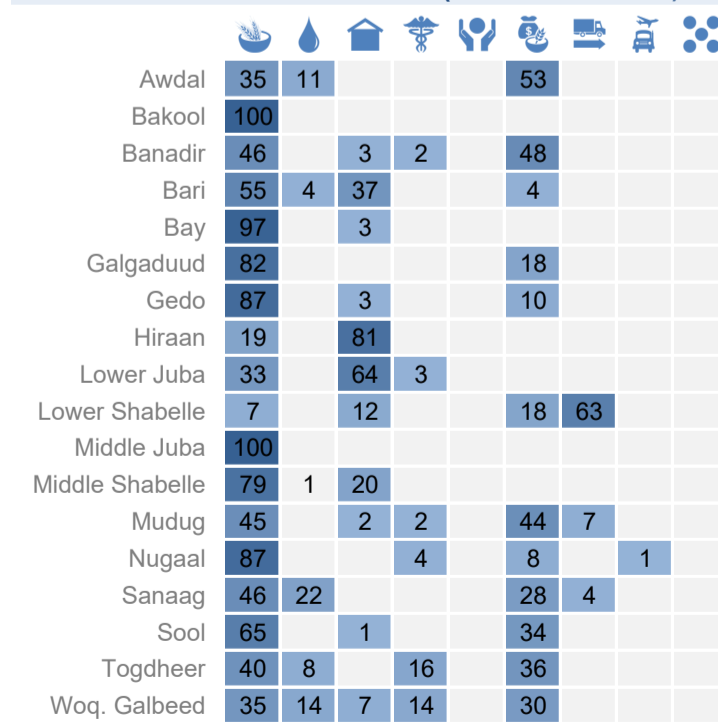
(in thousands)



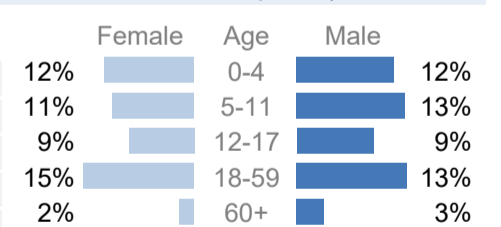
**BY REGION (Jan - Oct 2022)**

DEP	ARR	
Hiraan	10   10	
Lower Shabelle	20	
Middle Shabelle		
Gedo		
Lower Juba		
Bari	11,380   11,380	
Mudug		
Banadir		20
Middle Juba		
Galgaduud		
Bakool		
Bay		
Awdal	1,700   1,700	
Sool		
Woq. Galbeed		
Sanaag		
Togdheer		
Nugaal		

**PRIORITY NEED ON ARRIVAL (October 2022 in %)**



**AGE & GENDER (2022)**



Women & children 84%

Disaggregated data for displaced persons are based on those displacement reports where data has been collected at household level

**NEED**

Food	Protection
Water	Livelihood
Shelter	Humanitarian Aid
Health	Transport
Other	

Partner



**About PRMN**

The PRMN (Protection & Return Monitoring Network) is a UNHCR-led project which identifies and reports on displacements (including returns) of populations in Somalia. The network also identifies and reports on protection risks and incidents underlying such movements. Only figures collected by PRMN are reported above. Not all displacements in Somalia are captured. This dashboard should be read in conjunction with the Notes on PRMN Methodology (<https://data2.unhcr.org/en/documents/details/53888>) which outline the approach and certain limitations. The figures shown are for numbers of individuals and are based on interviews with key informants and/or displaced households at destination (unless otherwise noted). Further information and datasets available on request use contact below.

UNHCR is grateful for the generous contributions of donors who have directly contributed to the UNHCR Somalia operation in 2022

