UNHCR
The UN Refugee Agency

REPUBLIC OF BURUNDI
# Operation overview

TOTAL POPULATION
(thousand)

**377.7**

**83.8**

refugees in camps and urban areas

**3.6**

asylum seekers

**206.1**

assisted returnees

**83.5**

internally displaced persons

**0.7**

persons at risk of statelessness

Statistics as of 31 October 2022 or lastest available

## OPERATION OVERVIEW

While the number of people for whom UNHCR has been entrusted with a responsability by the international community to protect and assist in Burundi continues to increase, the UN Refugee Agency continues to face an unprecedented funding gap. As of 31 October 2022, there were 377,700 persons in need of life-saving aid, while the funding levels stood at only 33%.

## PEOPLE OF CONCERN

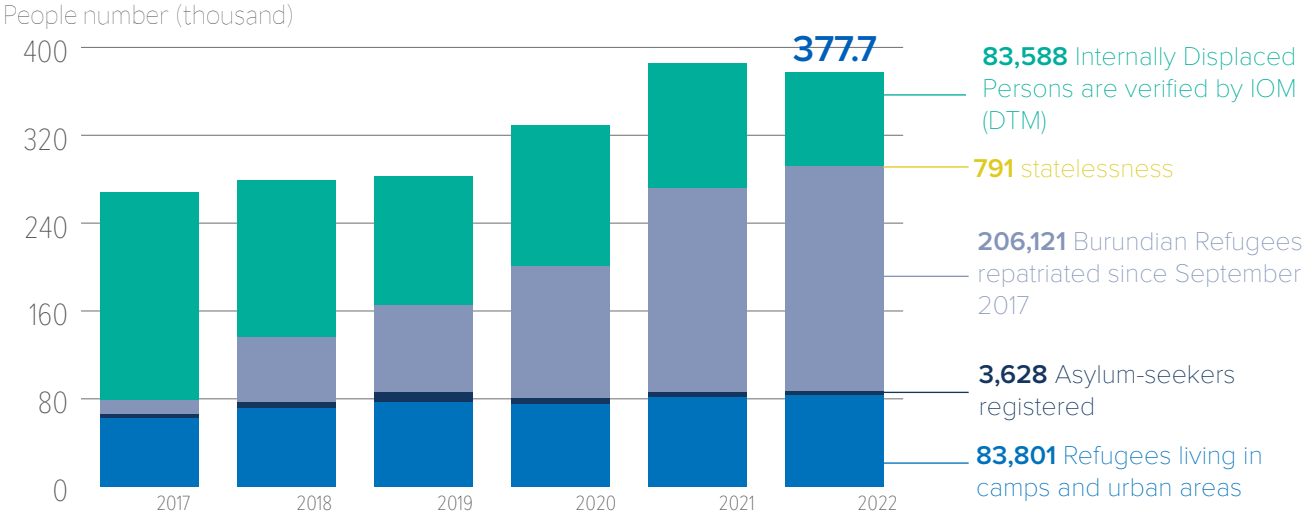


## FUNDING

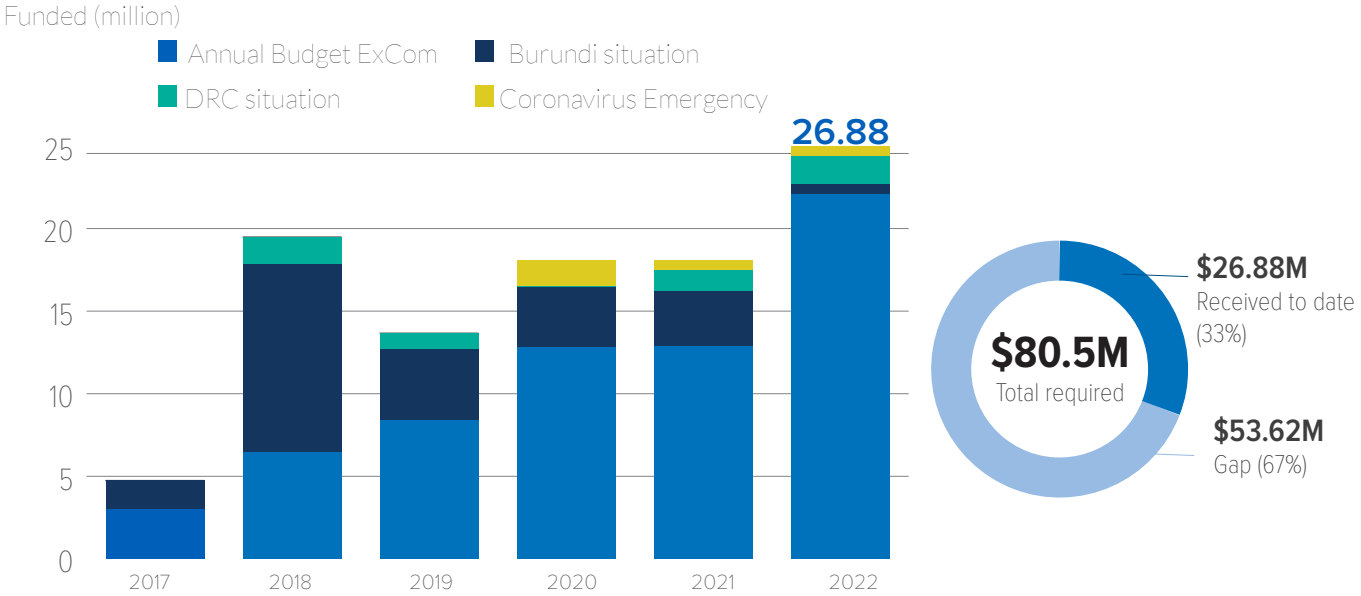


## STAFFING

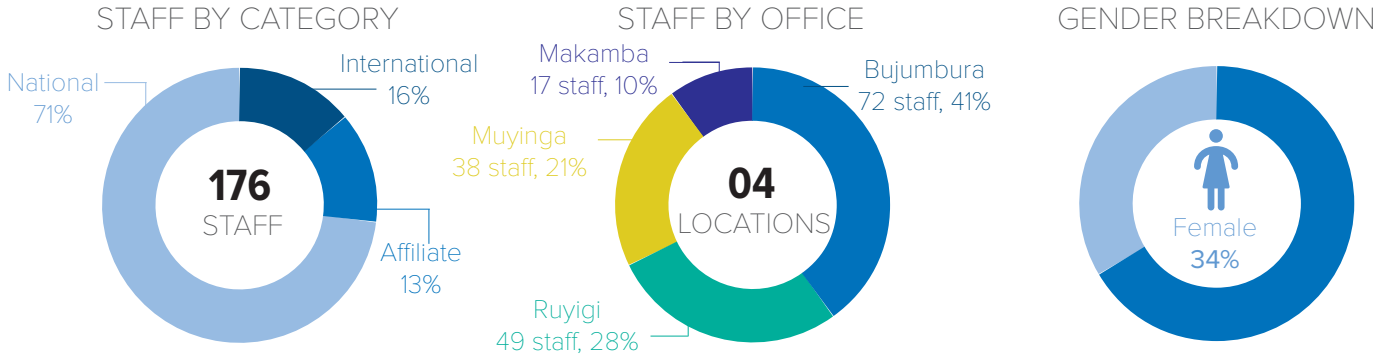

## Summary by Donor | 2017 - 2022 | 2023-2024

| | Funded | | | | | | Prevsion | |
|---|---|---|---|---|---|---|---|---|
| **Donor** | **2017** | **2018** | **2019** | **2020** | **2021** | **2022** | **2023** | **2024** |
| African Development Bank Group | - | 589,667 | 825,533 | - | - | - | - | - |
| Belgium | 696,428 | 156,814 | - | - | - | - | - | - |
| Canada | - | - | - | - | - | 261,643 | - | - |
| Central Emergency Response Fund | - | 2,527,999 | 150,092 | - | 1,200,231 | - | - | - |
| China | - | - | - | - | 14,761 | - | - | - |
| ECHO | - | - | - | 1,250,000 | 1,250,000 | 1,250,000 | 1,250,000 | 1,250,000 |
| European Union | - | - | - | 189,429 | 1,483,671 | 4,083,272 | 1,773,000 | - |
| France | 434,311 | 580,720 | 200,000 | 284,414 | 293,083 | - | - | - |
| KOICA | - | - | - | - | - | 450,000 | 2,000,000 | 2,300,000 |
| Germany | - | - | - | - | 1,242,246 | - | - | - |
| Japan | - | 1,500,000 | - | - | 627,809 | - | - | - |
| Joint United Nations Programmes on HIV/AIDS | 25,000 | - | - | - | 64,200 | 80,000 | - | - |
| Priv. Donors France | - | - | - | - | - | 746 | - | - |
| Priv. Donors Hong Kong | - | - | - | - | - | 191,000 | 191,000 | - |
| Priv. Donors Italy | - | - | - | - | - | 290,000 | 260,000 | - |
| Priv. Donors Netherlands | - | - | - | - | - | - | 150,000 | - |
| Priv. Donors Switzerland | - | - | - | - | - | 439 | - | - |
| Priv. Donors Thailand | - | 31,846 | - | - | - | - | - | - |
| Priv. Donors USA | - | - | - | 230,000 | - | - | 250,000 | - |
| Republic of Korea | - | 200,000 | 100,000 | - | - | - | - | - |
| Sweden | 583,363 | 1,539,978 | 827,267 | - | - | - | - | - |
| United Kingdom of Great Britain and Northern Ireland | - | - | 522,104 | 519,519 | - | 54 | - | - |
| United Nations Great Lakes Regions Cross-Border Fund | - | 169,359 | - | - | - | - | - | - |
| United Nations Peacebuilding Fund | - | 933,333 | 466,667 | - | - | - | - | - |
| United States of America | 3,000,000 | 11,223,930 | 10,142,000 | 15,558,850 | 11,915,753 | 16,196,566 | - | - |
| World Diabetes Foundation | - | - | - | - | - | 1,718,910 | 782,090 | 500,000 |
| World Food Programme | - | 23,891 | 423,573 | 17,482 | - | - | - | - |
| **Sub-Total** | **4,739,102** | **19,477,537** | **13,657,236** | **18,049,694** | **18,091,754** | **24,522,631** | **6,656,090** | **4,050,000** |
| Indicative allocation of funds and adjustments | | | | | | 2,359,842 | | |
| **Grand Total** | | | | | | **26,882,473** | **6,656,090** | **4,050,000** |

## Donor and country contributions | 2022



Co-funded by European Union

WORLD DIABETES FOUNDATION

UNAIDS

KOICA Korea International Cooperation Agency

# Refugees and asylum seekers

*as of 31 Oct 2022*

## Key figures

**87,429** *Refugees and asylum seekers*

**83,801** *Refugees*

**3,628*** *Asylum seekers*

**64,424**** *registered by BIMS*

## Breakdown of refugees and asylum seekers by gender and age

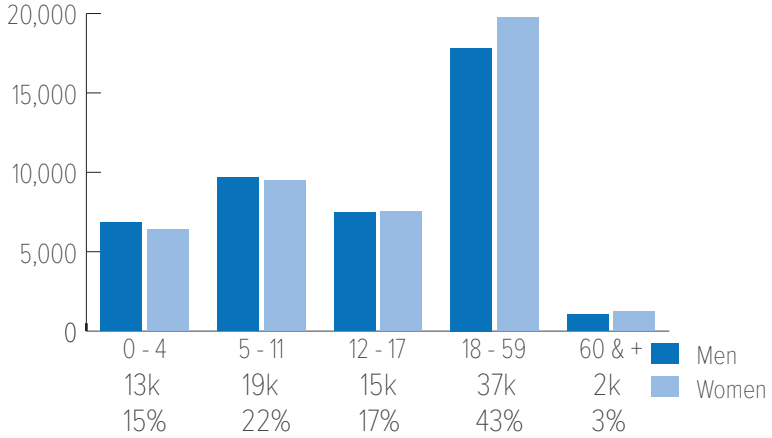


**27%** ***Boys*** *below 18 years*

**27%** ***Girls*** *below 18 years*

**21%** ***Men*** *over 18 years*

**22%** ***Women*** *over 18 years*

**3%** *are elderly*

## Refugees by location type

| Location | Number | Percentage |
|---|---|---|
| Urban | 32,236 | 37% |
| Kavumu | 17,321 | 20% |
| Nyankanda | 11,004 | 13% |
| Bwagiriza | 9,997 | 11% |
| Musasa | 9,121 | 10% |
| Kinama | 7,750 | 9% |
| **Grand Total** | **87,429** | |

***32,236*** *Urban*

***55,193*** *in the camps*

## Refugees by country of origin

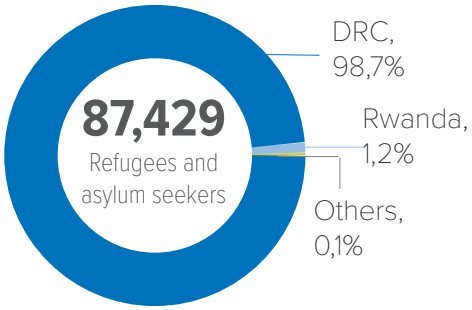


## Donor and country contributions

Co-funded by European Union

WORLD DIABETES FOUNDATION

## Refugee camps and urban areas

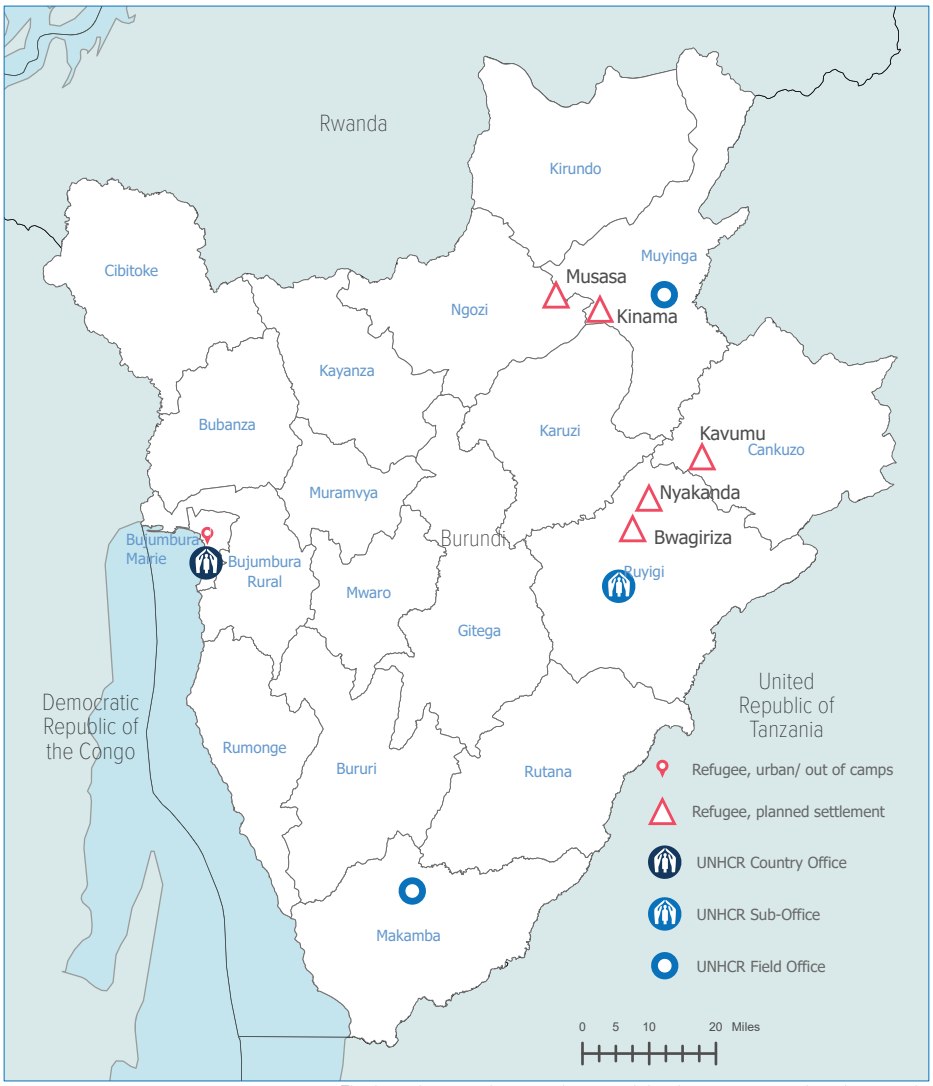


*The boundaries and names shown and the designations used on this map do not imply official endorsement or acceptance by the United Nations.*

* They are mainly in urban areas.
** More than 3/4 of the people who are not fingerprinted are children under the age of 5 (as this is not a requirement).

# Burundian voluntary repatriation

*as of 31 Oct 2022*

## HIGHLIGHTS

UNHCR and partners have been facilitating the voluntary repatriation of Burundian refugees since 2017. These refugees have been returning after making free and informed decisions. More than 200,000 Burundian refugees had been recorded as having returned by the end of October 2022. Majority of them are from Tanzania, followed by Rwanda, the Democratic Republic of the Congo, Kenya and other countries in the region. These returns take place under the framework of the Tripartite Agreements between the Government of Burundi, the Governments of countries of asylum, and UNHCR, with all parties having committed to respect the voluntary nature of these returns.

## Key figures

**206,121**
*since 2017*

**20,348**
*in 2022 (132 convoys and flights)*

**595**
*convoys and flights (since 2017)*

### Breackdown by gender and age

**48%** *men*

**52%** *women*

**56%** *children*

### Returnees by country of asylum

| Countries of asylum | 2022 | Since 2017 |
|---|---|---|
| Tanzania | 5,206 | 144,686 |
| Rwanda | 790 | 31,659 |
| D. R. Congo | 3,247 | 12,666 |
| Kenya | 1,255 | 3,081 |
| Uganda | 9,732 | 13,821 |
| Mozambique | 103 | 142 |
| Others | 15 | 58 |
| **TOTAL** | **20,348** | **206,121** |

### Reintegration package (for 3 months)

**Non-Food Items**
Basic NFI (kitchen set, soap, blankets, loincloths for women, jerrycans, buckets, mosquito nets, plastic mat, plastic sheet, flannel, travel bag, ...) provided by UNHCR.

**Food assistance**
Food rations for 3 months provided by WFP (beans, oil, corn flour, salt).

**Cash grant**
Cash assistance provided by UNHCR through mobile cash. The equivalent of 150 USD (277,000 FBU) per adult and of 75 USD (138,500 FBU) per minor.

**Secondary trans.**
The returnees are transported to their return commune then the returnee covers transport to the hills.

Note that the cash grant in 2017 was 75 USD for an adult and 40 USD for a minor. In 2020, it has been increased to 150 USD for an adult and 75 USD for a minor.

### Donor and country contributions

Co-funded by European Union

WORLD DIABETES FOUNDATION

## Burundian refugees in the region

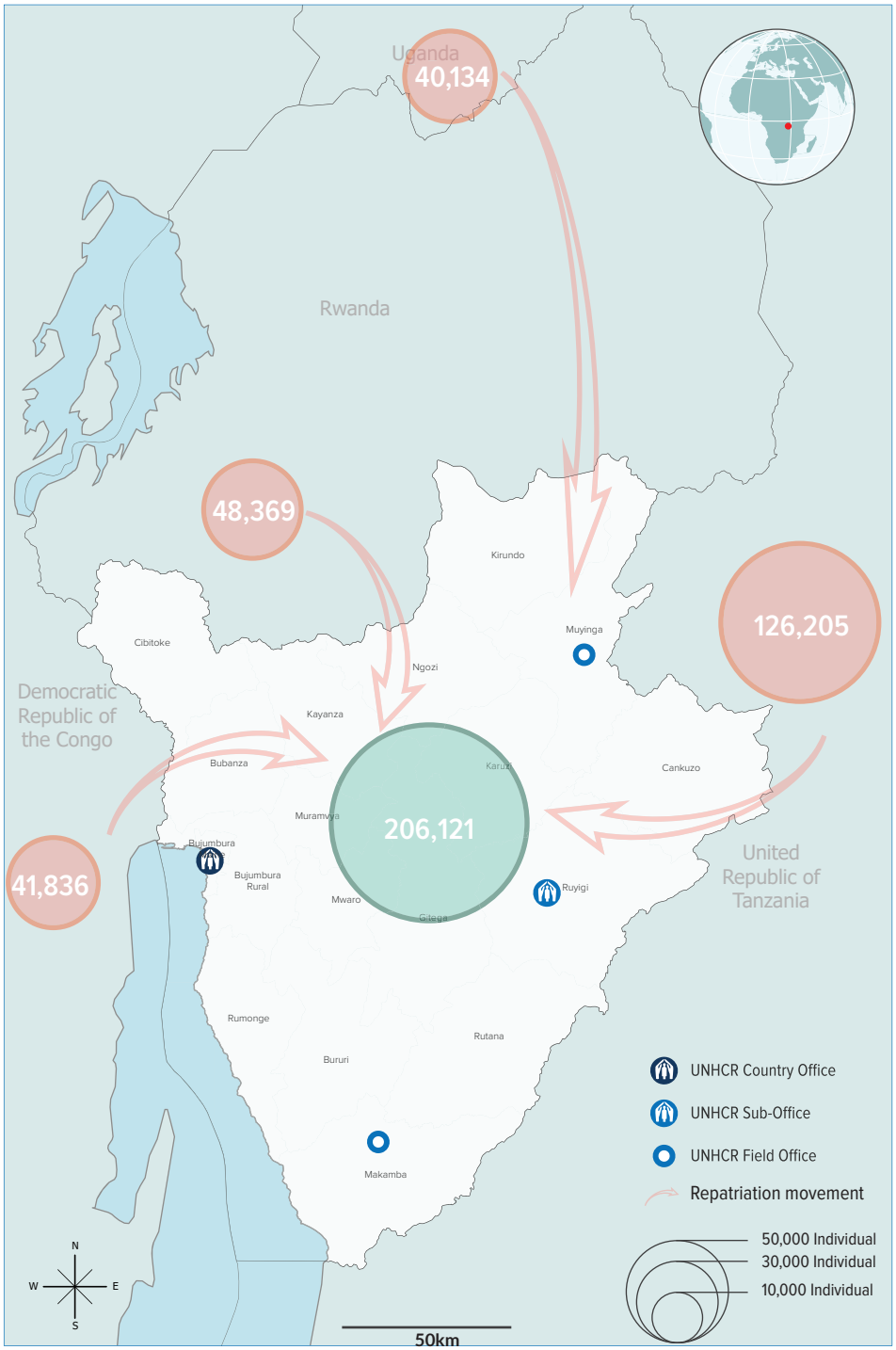


*The boundaries and names shown and the designations used on this map do not imply official endorsement or acceptance by the United Nations.*

## Context

UNHCR processes resettlement cases from three locations (Bujumbura, Muyinga and Ruyigi) in Burundi. The quota allocation for Burundi is 4100; USA (4,000) and Canada (100) out of 18,500 refugees identified to have resettlement needs in Burundi in 2022. A total of 2,735 refugees, representing 67% of 4,100 refugees, have been submitted for resettlement consideration in 2022, while 1037 have departed for the USA, Canada, Australia, Sweden, Norway and France in 2022.

In accordance with the objectives of the Global Compact for Refugees (GCR), Burundi continues efforts to broaden refugee access to solutions in third countries, by seeking complementary pathways, such as family reunification, humanitarian corridors, education and labour mobility programs.

**Submission target**
**4,100**

**Referral**
**2,602**

**Submission**
**2,735**

**Departures**
**1,170 ***

### Submission indicator

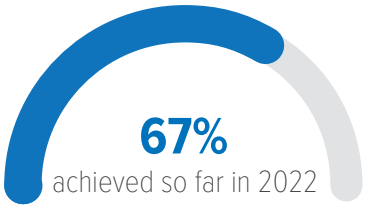


### Submissions and departures trends

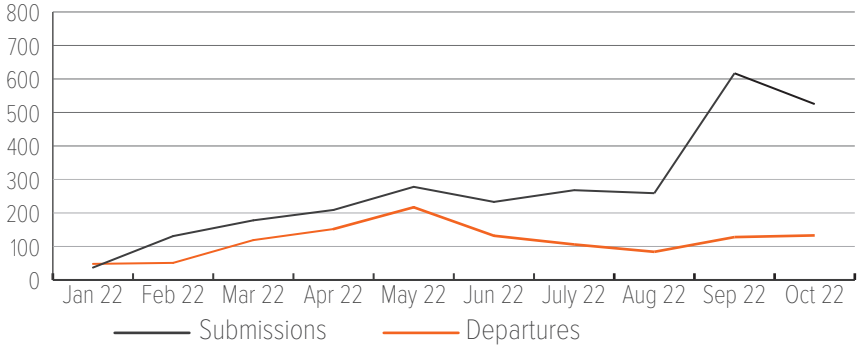


### Submission priority

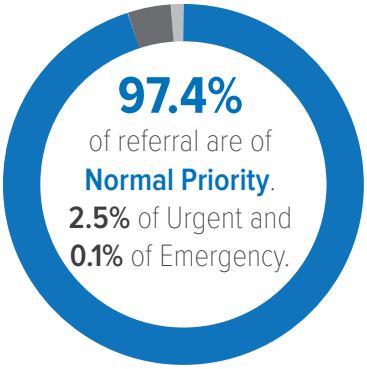


### Submission and departure by country of resettlement

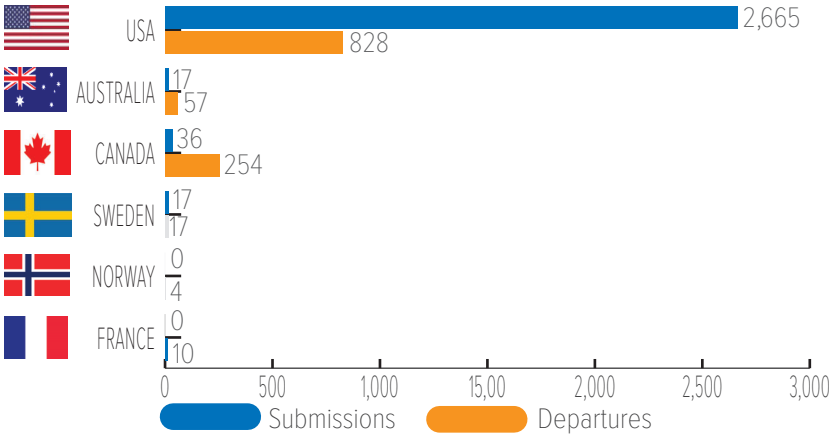


### Submission criteria

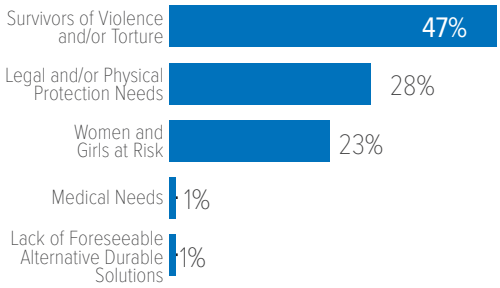


### Submissions and departures trends 2015 - 2022

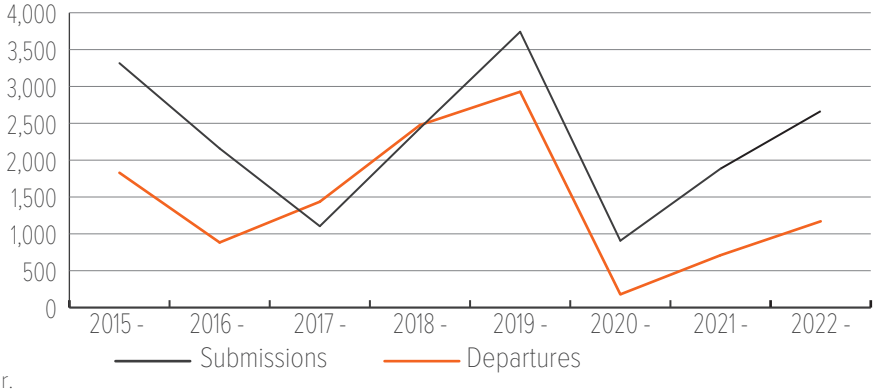


* 1,149 Congolese, 18 Burundian and 3 Rwandan.
Of these people, 17 individuals were submitted this year.

Since 2017, UNHCR has supported the voluntary repatriation of over 200,000 returnees, including 65,000 in 2021 and 16,621 in 2022. Upon arrival of returnees in their areas of return, UNHCR and its partners conduct follow-up activities to review their level of reintegration. Monitoring data indicates a low capacity of returnees to access basic social services, which makes some refugees reluctant to return. Despite efforts by the Government of Burundi with support from humanitarian and development actors, access to housing, land, and employment remains a major challenge. For example, over 70 percent of returnees are not satisfied with their level of food security. Nevertheless, there have been improvements in the security and justice sectors (land dispute resolution) compared to previous years.

## MEASURABLE RESULTS BY SECTOR

**PROTECTION**

Respondents reported that at least 72% of adults in households have national ID cards. 68% of children have received birth certificates in 2022 (48% in 2021), a significant improvement following registration outreach.

**EDUCATION**

51% of children who arrived this year, compared to 50% in 2021, are enrolled in school. This decrease is explained either by birth certificates or by the fact that some children arrived towards the end of the year (second semester).

**HEALTH**

71% of returnee households do not have a health insurance card compared to 65% in 2021. 85% of returnee children arriving in 2022 are vaccinated against measles from asylum countries. The major challenge is access to health services in the return areas.

**WATER, HYGIENE AND SANITATION**

80% of households in 2022 reported having access to safe water. More than 50% of them find water within two kilometers. During the drought period, there is an increased need for containers to store sufficient quantities of water at the household level.

**SHELTER**

31% of returnees live in their own homes. 46% live in rented houses; 71% of this group are in the northeastern provinces (Muyinga, Kirundo, and Cankuzo). The returnee community is in great need of support in terms of shelter kits and building materials.

**FOOD SECURITY**

74% of returnee households eat only once a day. 77% of the returning households reported never having received food aid after the one they received upon arrival at the transit center.

**ACCESS TO LAND**

54% of returnees in 2022 have spent their cash allowance to buy land (fields). 69% of those who have land cannot cultivate them due to lack of seeds and farming tools.

**LIVELIHOODS**

74% of returnee households report living on less than $0.5 per day on average. 64% of returnees are employed as agricultural laborers in the host community's fields. Many returnees living in border areas cross the border back and forth to engage in temporary labor.

## DONOR

Co-funded by European Union