

**Population**

Refugees and asylum-seekers



Individuals: **120,411**

Households: **26,041**

Settlement

Palorinya

Target year

2022

**UCRRP Partners: 24**



GOV'T **02**



UN Agencies **03**



NNGOs **04**



INGOs **15**

Sector	Indicator	Actual	Target
--------	-----------	--------	--------

**Education**



% children enrolled in Primary **97** / Target **100**

Teacher Pupil ratio (1:65) **79** / National standard 1:53 / Target **65**

**Health & Nutrition**



Under 5 mortality rate **0.1** / Target **0.12** / Standard: < 1.5

Severe acute malnutrition recovery rate **82** / Target **75** / Standard: > 75%

**WASH**



# of litres per person per day **19** / Target **18** / Standard: 20l/p/d

% household latrine coverage **68** / Target **75** / 85% sanitation coverage

**Energy & Environment**



# of hectares of woodlots/plantations established **130** / Target **750**

# of HH supported with clean and/or energy efficient technologies for cooking **1,401** / Target **4,500**

**Food Security**



# of refugees and asylum seekers receiving food assistance disaggregated by modality (Cash + In-kind) **111,312** / In-kind **8,981** / Cash **112,862** / Target **112,862**

● In-kind ● Cash ● Target

Quantity of food provided (Metric Tonnes) **52,104** / Target **44,611**

**Livelihoods & Resilience**

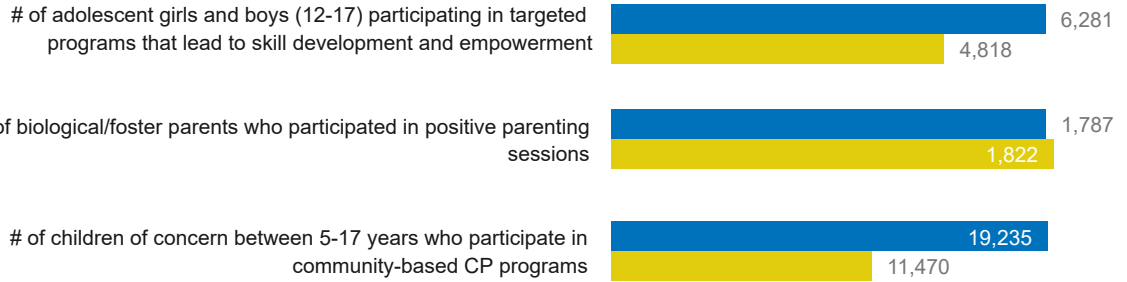


% of PoCs with access to arable land **17** / Target **50**

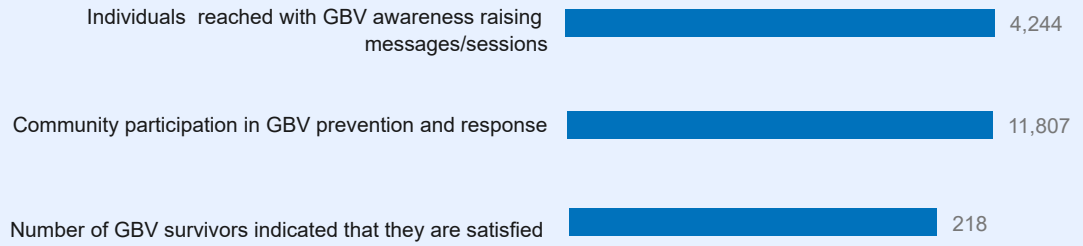
% HH with income from crop sales **32** / Target **26**

Sector	Indicator	Actual	Target
--------	-----------	--------	--------

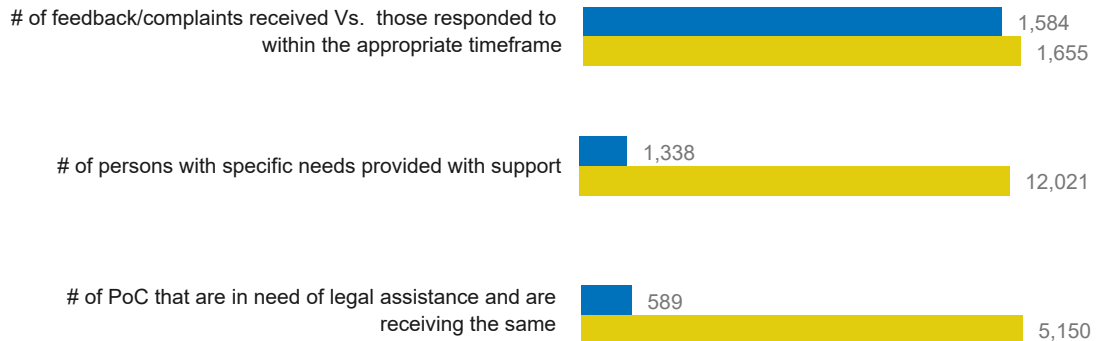
### Child Protection



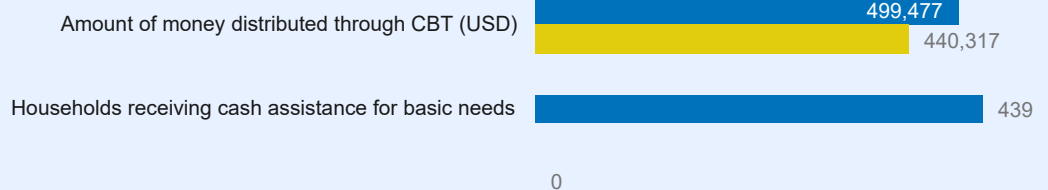
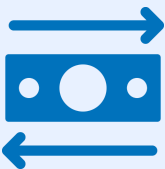
### GBV



### Protection



### CBI Modality



### List of Partners who reported as of Q3 2022, UN Agencies and Government

#### National NGOs

CEFORD, RICE-WN, PALM Corps and TPO

#### International NGOs

CARE, CFI, DCA, DRC, FCA, FRC, HI, IsraAID, JAM, LWF, MTI, Simbi/TWSB, WCH, WIU and WVI

#### UN Agencies

UNFPA, UNHCR and WFP

#### Government

OPM, Obongi DLG