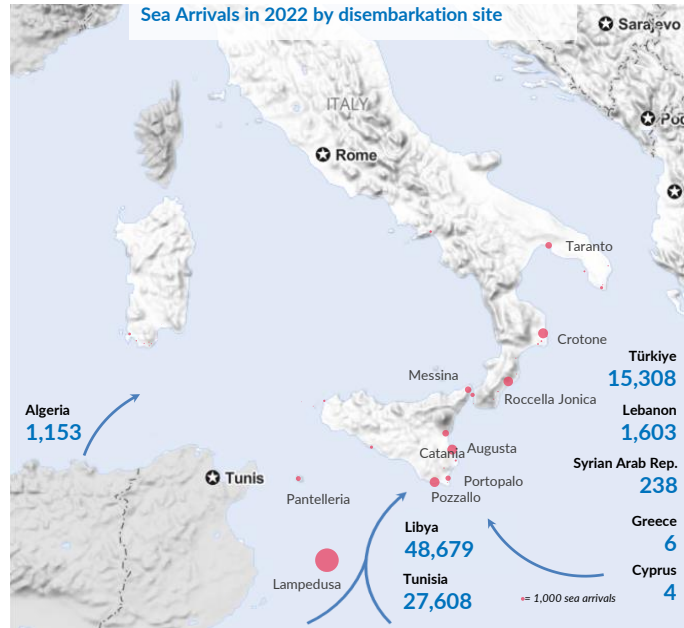


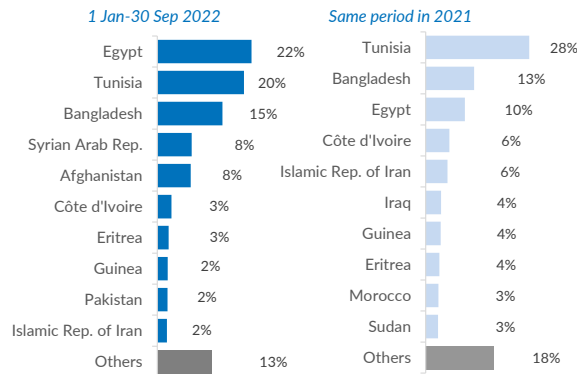
# ITALY WEEKLY SNAPSHOT (28 NOV - 04 DEC 2022)

## Sea arrivals <sup>1</sup>

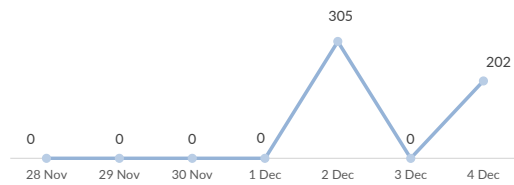
<b>94,599</b>	<b>63,062</b>	<b>+50%</b>
year-to-date arrivals	year-to-date arrivals in 2021	
<b>507</b>	<b>119</b>	<b>+326%</b>
month-to-date arrivals	month-to-date arrivals in 2021	



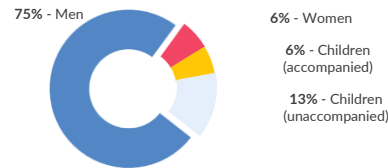
## Top 10 most common countries of origin



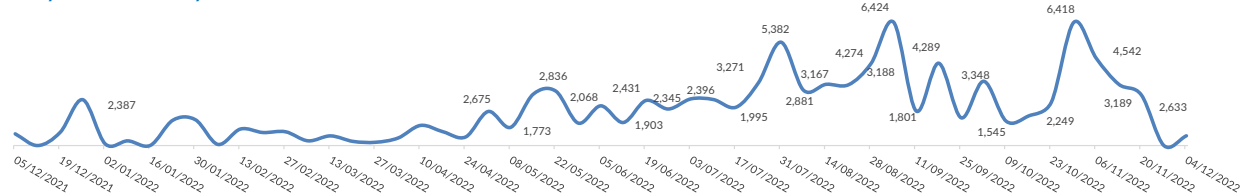
## Daily sea arrivals last week (28 Nov - 04 Dec 2022)



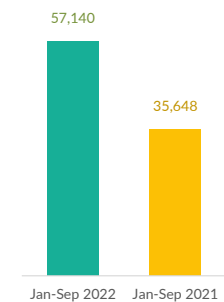
## Sea arrivals by gender and age, Jan-Sep 2022



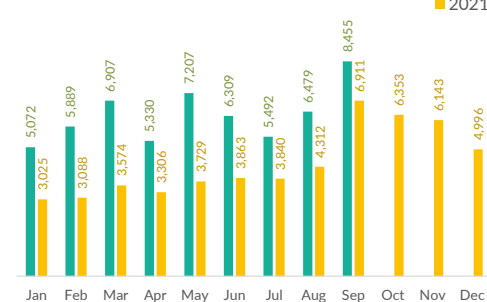
## Weekly sea arrivals last year



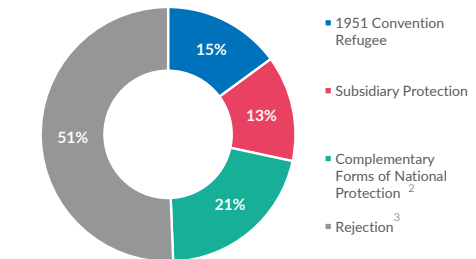
## Asylum applications, Jan-Sep 2022 vs Jan-Sep 2021



## Asylum applications by month, Applications are not necessarily lodged by new arrivals 2022 vs 2021



## First-Instance RSD Decisions, Jan-Sep 2022



Total first-instance decisions (Jan-Sep 2022) **38,775**  
 Total pending cases (as of Sep 22) **62,610**

<sup>1</sup> The charts above are based on figures from the Italian Ministry of Interior and UNHCR estimates. All figures are provisional and subject to change. Please note that, in addition to sea arrivals, Italy also receives land arrivals and air arrivals. The present document focuses on sea arrivals only, as per official figures provided by the Italian Ministry of Interior.

<sup>2</sup> 'Complementary forms of national protection' include decisions granting authorization to stay for humanitarian reasons under national law to persons who are not eligible for international protection, but nonetheless at risk of violation of articles 3 and 8 of the ECHR in case of return

<sup>3</sup> 'Rejection' includes all cases closed, including decisions not taken on the merits, such as inadmissibility decisions and noshows.

<sup>4</sup> Source: Ministry of Interior. This includes pending cases at first and second instance.