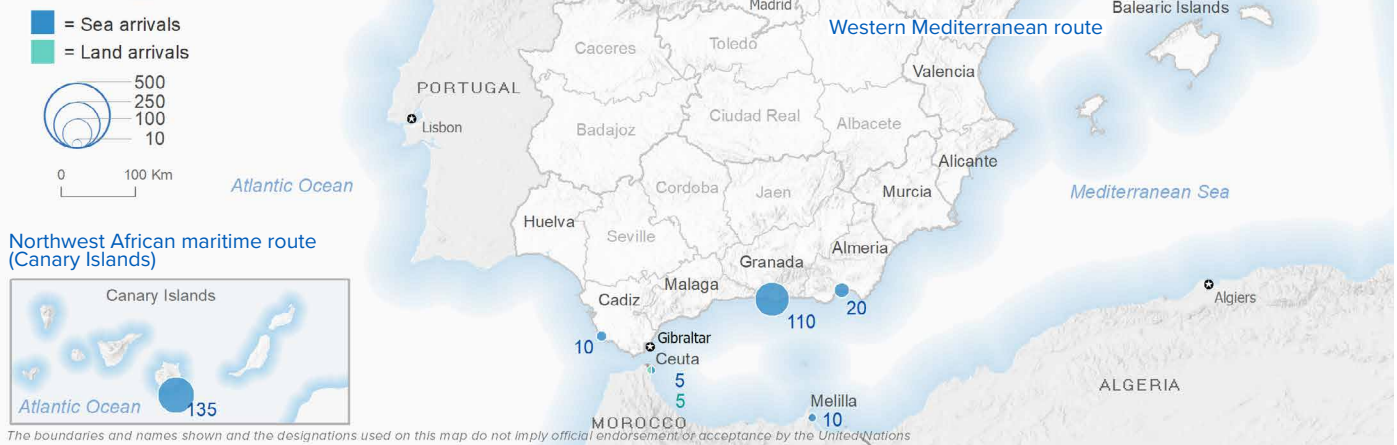


# SPAIN Weekly snapshot - Week 48 (28 Nov - 4 Dec 2022)

The charts below are based on figures from the Ministry of Interior and UNHCR estimates. All figures are provisional and subject to change

## Refugees & migrants: sea and land arrivals in week 48<sup>1</sup>



### Arrivals in Spain

**30,003**  
 Arrivals as of  
 4 Dec 2022<sup>2</sup>      **-24%**  
 Dif. 2021

**28,221**  
 Sea Arrivals<sup>2</sup>  
 Dif. 2021: -27%

**1,782**  
 Land Arrivals<sup>2</sup>  
 Dif. 2021: +55%

**296**  
 Arrivals Week 48<sup>1</sup>  
 Dif. last week: +23%  
 Dif. 2021: -69%

### Western Mediterranean

**14,683**  
 Arrivals as of  
 4 Dec 2022<sup>2</sup>      **-22%**  
 Dif. 2021

**12,901**  
 Sea Arrivals<sup>2</sup>  
 Dif. 2021: -27%

**1,782**  
 Land Arrivals<sup>2</sup>  
 Dif. 2021: +55%

**161**  
 Arrivals Week 48<sup>1</sup>  
 Dif. last week: +403%  
 Dif. 2021: -41%

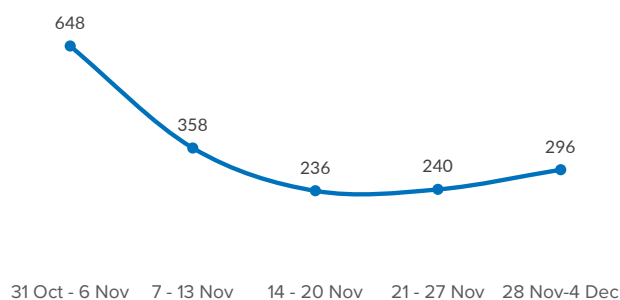
### Northwest African maritime (Canary Islands)

**15,320**  
 Arrivals as of  
 4 Dec 2022<sup>2</sup>      **-26%**  
 Dif. 2021

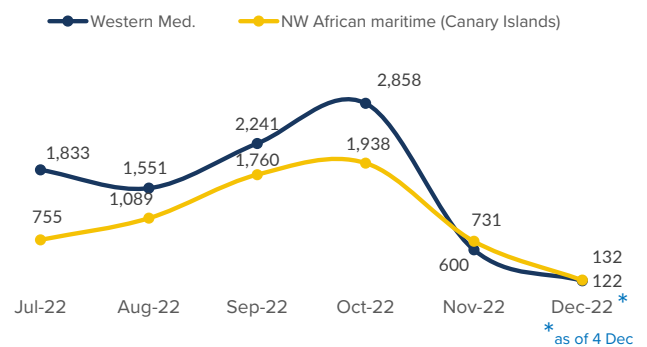
**15,320**  
 Sea Arrivals<sup>2</sup>  
 Dif. 2021: -26%

**135**  
 Arrivals Week 48<sup>1</sup>  
 Dif. last week: -35%  
 Dif. 2021: -80%

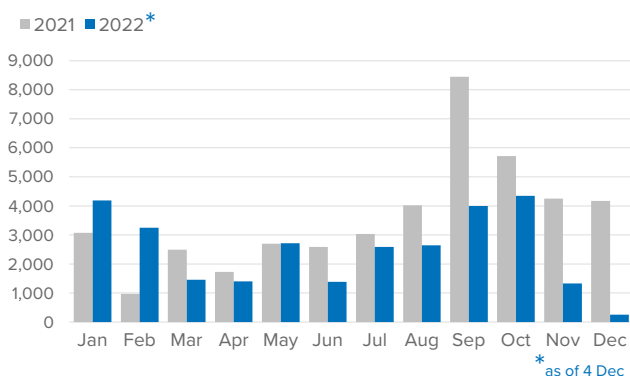
## Arrivals in Spain during the last five weeks<sup>1</sup>



## Arrivals in Spain by route during the last six months<sup>2</sup>



## Arrivals in Spain per month<sup>2</sup>



## Arrivals in Spain per year<sup>2</sup>

