

Somalia

1 - 30 November 2022

In November, 131,299 new internal displacements were monitored by the UNHCR-led Protection and Returns Monitoring Network (PRMN). Drivers include drought related (76,305), conflict and insecurity (53,330) and others (1,664). No displacements related to floods were recorded.

Banadir (42,763) received the highest number of displaced persons followed by Bay (27,339), while Bakool (24,115) and Galgaduud (9,847) regions also received relatively high numbers.



Refugees & Asylum-Seekers

At the end of November 2022, there were 34,347 refugees and asylum-seekers registered in Somalia, mainly from Ethiopia (18,070 asylum seekers and 4,922 refugees), Yemen (9,834 refugees and asylum seekers) and Syria (1,117 refugees and 111 asylum seekers). The remaining 293 persons of concerns were from other countries.

| Region | Ethiopia | Yemen | Other |
|-----------------|---------------|--------------|--------------|
| Woq. Galbeed | 10,080 | 4,787 | 1,088 |
| Bari | 7,704 | 1,870 | 81 |
| Nugaal | 2,614 | 216 | 17 |
| Mudug | 1,293 | 33 | 21 |
| Togdheer | 192 | 133 | 36 |
| Sanaag | 84 | 20 | 4 |
| Awdal | 293 | 168 | 9 |
| Banadir | 12 | 2,473 | 260 |
| Sool | | | |
| Middle Shabelle | | | |
| Lower Shabelle | | 110 | |
| Other | 720 | 24 | 5 |
| TOTAL | 22,992 | 9,834 | 1,521 |

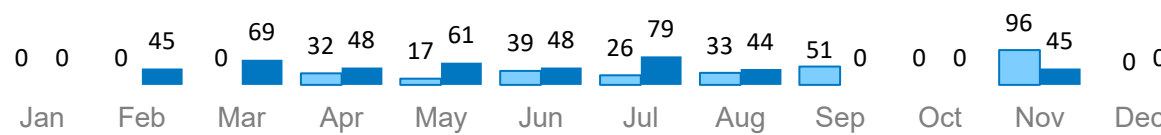


Refugee Returnees (2014 - 2022)


Since December 2014, 93,380 Somali refugees have voluntarily returned to Somalia with UNHCR assistance from different countries of asylum including Kenya, Yemen, Djibouti, Libya, Sudan and Eritrea. In addition, some 42,635 Somalis were monitored as arriving from Yemen since March 2015.

| Region | Kenya | Yemen | Other |
|-----------------|---------------|--------------|--------------|
| Lower Juba | 54,508 | 16 | 128 |
| Banadir | 15,879 | 4,351 | 912 |
| Bay | 9,655 | 93 | 22 |
| Gedo | 2,922 | 2 | 44 |
| Middle Juba | 1,539 | | 1 |
| Middle Shabelle | 798 | 41 | 25 |
| Lower Shabelle | 104 | 92 | 2 |
| Hiraan | 42 | 7 | 22 |
| Woq. Galbeed | 18 | 552 | 344 |
| Galgaduud | 15 | | 3 |
| Nugaal | 13 | 29 | 19 |
| Other | 411 | 532 | 239 |
| TOTAL | 85,904 | 5,715 | 1,761 |

Somali returnees from Kenya by month



Assisted spontaneous returnees from Yemen by month

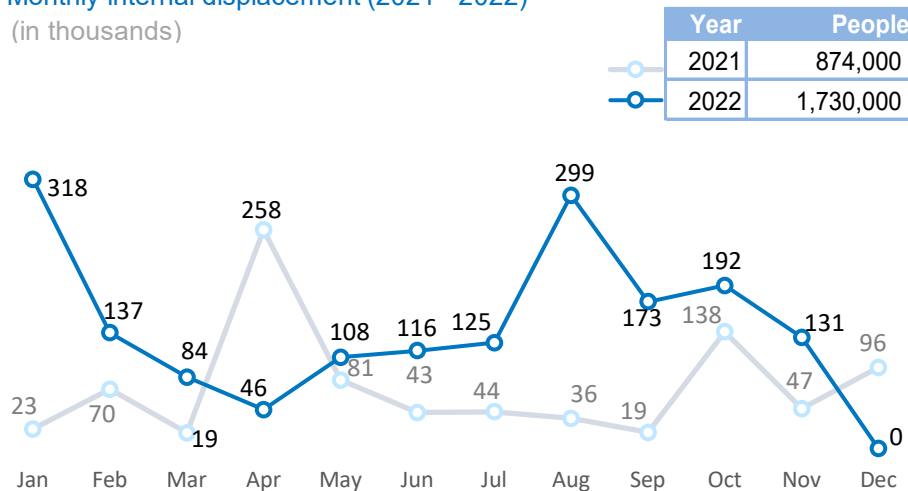


Somalia Internal DISPLACEMENT

Displacements monitored by UNHCR Protection and Return Monitoring Network (PRMN)

Monthly internal displacement (2021 - 2022)

(in thousands)



2022 displacement reasons

| | |
|---------------------|------------------|
| Drought | 1,111,000 |
| Conflict/Insecurity | 592,000 |
| Other | 15,000 |
| Flood | 13,000 |
| Total | 1,730,000 |

2022 top arrival regions

| | |
|--------------|------------------|
| Banadir | 408,000 |
| Hiraan | 254,000 |
| Galgaduud | 249,000 |
| Bay | 154,000 |
| Gedo | 119,000 |
| Mudug | 118,000 |
| Bakool | 113,000 |
| Lower Juba | 71,000 |
| Other | 244,000 |
| Total | 1,730,000 |

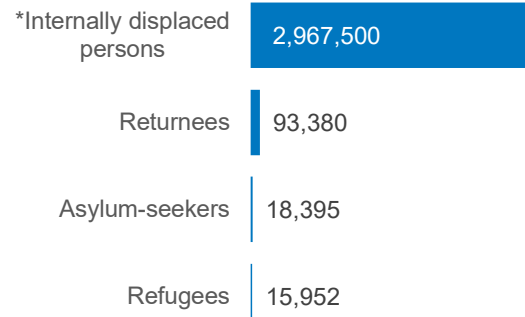
November 2022 displacement reasons

| | |
|---------------------|----------------|
| Drought | 76,000 |
| Conflict/Insecurity | 53,000 |
| Other | 2,000 |
| Total | 131,000 |

November 2022 top arrival regions

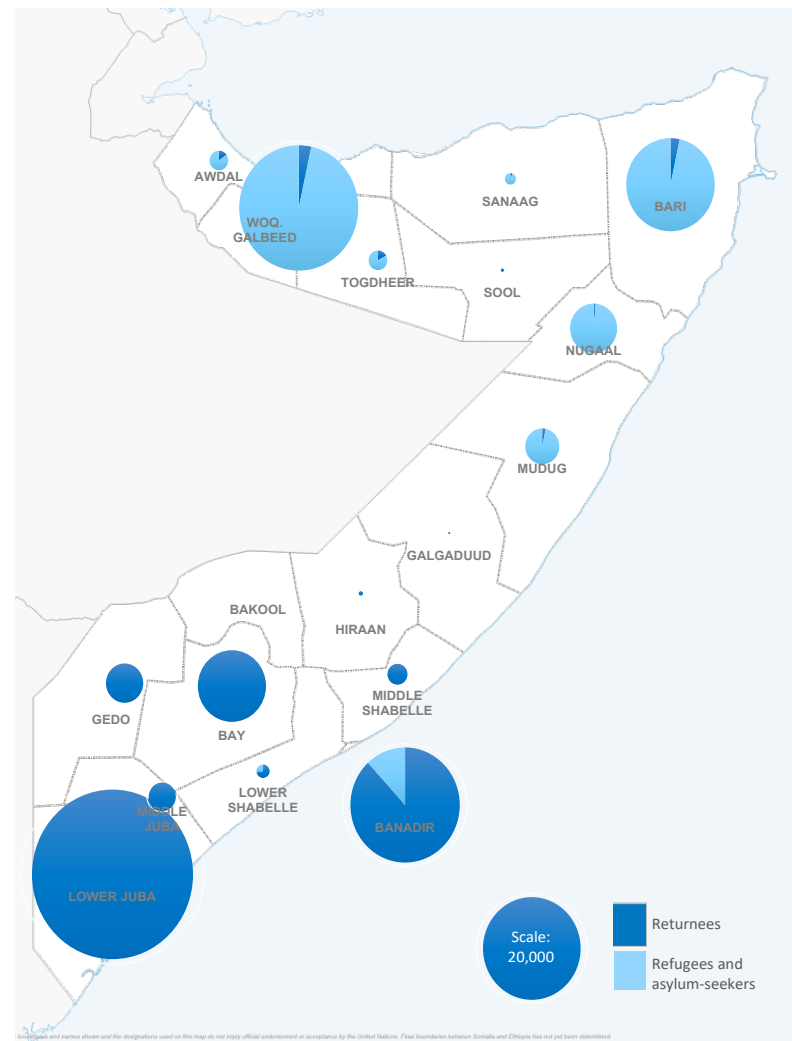
| | |
|-----------------|----------------|
| Banadir | 43,000 |
| Bay | 27,000 |
| Bakool | 24,000 |
| Galgaduud | 10,000 |
| Middle Juba | 5,000 |
| Middle Shabelle | 4,000 |
| Gedo | 3,000 |
| Lower Juba | 3,000 |
| Other | 12,000 |
| Total | 131,000 |

Population of concern

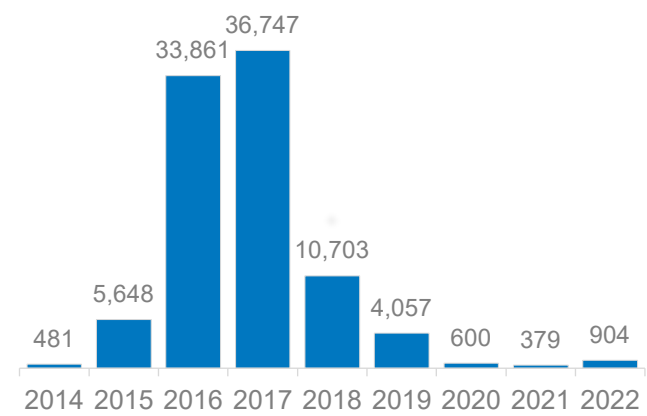


*Estimated internally displaced persons as of November 2020
(Source: Information Management Working Group)

Returnees, refugee and asylum seekers map

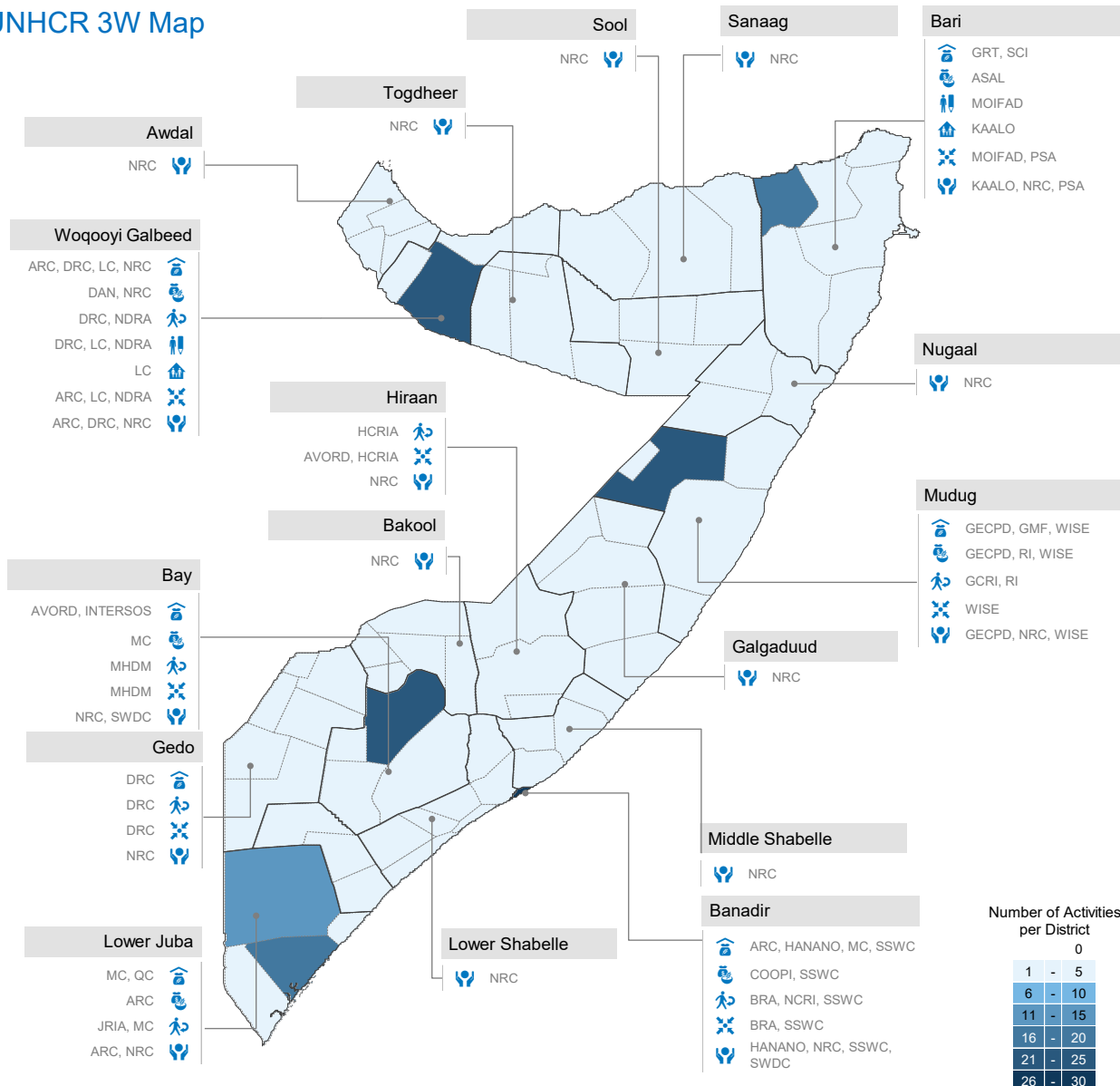


Number of returnees (with assistance from UNHCR) since 2014



Somalia

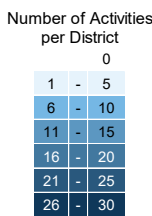
UNHCR 3W Map



Number of activities by region and category

| Region | Basic Needs | Leadership | Favourable Protection | Fair Protection | Durable Solutions | Security | Community Empowerment | Logistics | Total |
|-----------------|-------------|------------|-----------------------|-----------------|-------------------|----------|-----------------------|-----------|-------|
| Awdal | | | | | | | | | 4 |
| Bakool | | | | | | | | | 5 |
| Banadir | 10 | 3 | 3 | | | | | | 9 |
| Bari | 6 | 2 | 1 | 4 | 1 | | | | 8 |
| Bay | 8 | 3 | 3 | | | | | | 12 |
| Galgaduud | | | | | | | | | 5 |
| Gedo | 2 | | 2 | | | | | | 6 |
| Hiraan | | | 1 | | | | | | 3 |
| Middle Juba | | | | | | | | | 3 |
| Lower Juba | 11 | 1 | 6 | | | | | | 19 |
| Mudug | 5 | 3 | 4 | 1 | | | | | 11 |
| Nugaal | | | | | | | | | 3 |
| Sanaag | | | | | | | | | 4 |
| Middle Shabelle | | | | | | | | | 4 |
| Lower Shabelle | | | | | | | | | 7 |
| Sool | | | | | | | | | 4 |
| Togdheer | | | | | | | | | 4 |
| Woqooyi Galbeed | 6 | 3 | 5 | 2 | 3 | 1 | | | 6 |

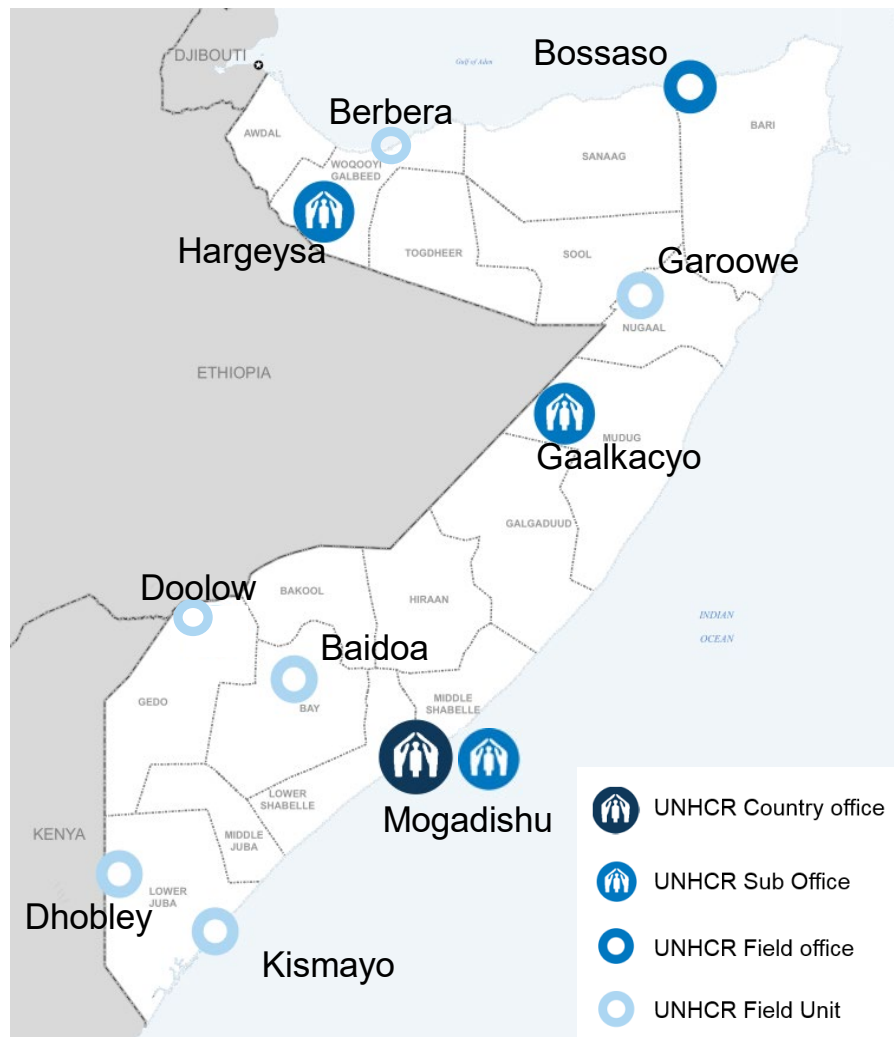
| Category | Sub-category |
|--|--|
| BASIC NEEDS AND ESSENTIAL SERVICES | Water, Transport, Cash Grants, Core Relief Items, Education, Health |
| LEADERSHIP, COORDINATION AND PARTNERSHIPS | Cluster Coordination - Protection, Shelter, CCCM |
| FAVOURABLE PROTECTION ENVIRONMENT | Facility Rehabilitation, Equipment, Peaceful Coexistence |
| FAIR PROTECTION PROCESSES AND DOCUMENTATION | Registration, Profiling, Civil Documentation |
| DURABLE SOLUTIONS | Return Assistance, Transit Center, Counseling |
| SECURITY FROM VIOLENCE AND EXPLOITATION | Legal Protection, SGBV Prevention & Response, Material Assistance, FRM |
| COMMUNITY EMPOWERMENT, SELF RELIANCE AND SELF MANAGEMENT | Cash Grants, Employment, Business, Vocational Training |
| LOGISTICS AND OPERATIONS SUPPORT | PDM, Warehouse Management, Transport |



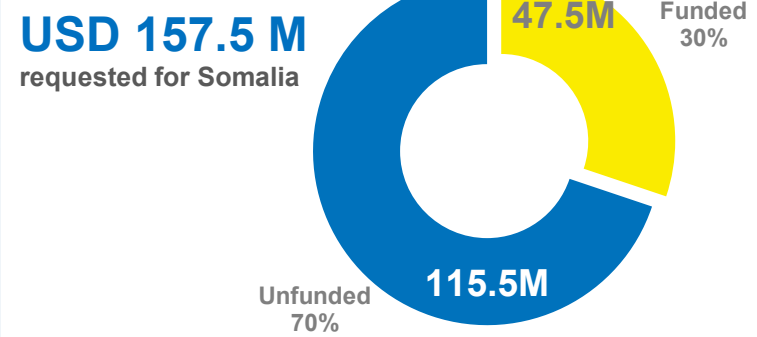
UNHCR Presence

Staff
117 National Staff
46 International Staff
32 Affiliate Workforce

Offices
1 Country Office in Mogadishu
3 Sub-Offices in Gaalkacyo, Hargeysa and Mogadishu
1 Field Office in Bossaso
6 Field Units in Baidoa, Dhobley, Garoowe, Kismayo, Berbera and Doolow
1 Support Office in Nairobi



Funding (as of 25 October 2022)



UNEARMARKED CONTRIBUTIONS | USD

Sweden 99.3 million | Norway 72.5 million | Netherlands 37.2 million | Denmark 35.6 million | Germany 27 million | France 18.5 million | Switzerland 18.4 million | Private donors Spain 45 million | United Kingdom 40.1 million | Belgium 11.9 million | Ireland 11.8 million | Japan 31.7 million | Republic of Korea 22.6 million | Canada 10.5 million | Italy 10 million

Algeria | Armenia | Azerbaijan | Bulgaria | Canada | Costa Rica | Estonia | Finland | Iceland | Kuwait | Liechtenstein | Lithuania | Luxembourg | Monaco | Montenegro | Peru | Philippines | Qatar |

Contact

Magatte Guisse, Representative, Somalia
guisse@unhcr.org, Cell: +252 611 634 665

Links

[Somalia: Global Focus](#) - [Somalia: Information sharing portal](#) - [UNHCR Somalia](#) - [@UNHCRSom](#) - [Facebook: UNHCR Somalia](#) - [Somalia internal displacement](#)

UNHCR is grateful for the generous contributions of donors who have directly contributed to the UNHCR Somalia operation in 2022

