

SPAIN ASYLUM APPLICATIONS

1 Jan - 30 Nov 2022



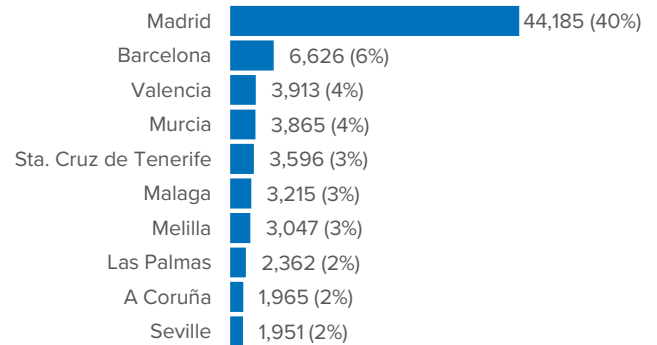
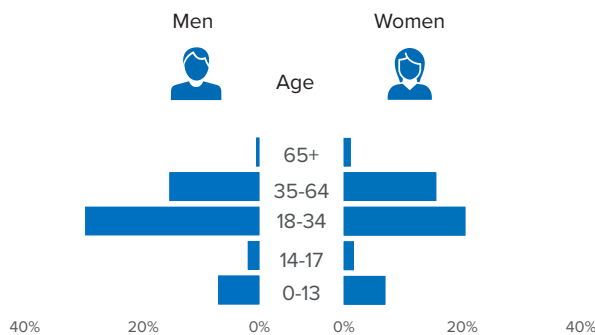
110,147 New asylum app. until 30 Nov 2022 ↑ 88% Dif. 2021

16% Recognition rate 38% Protection rate¹

136,840 Total Pending app.² ↑ 32% Dif. 2021

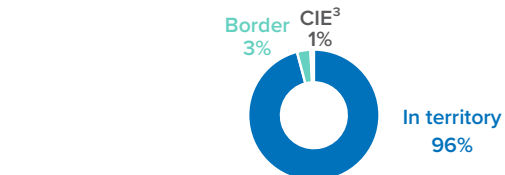
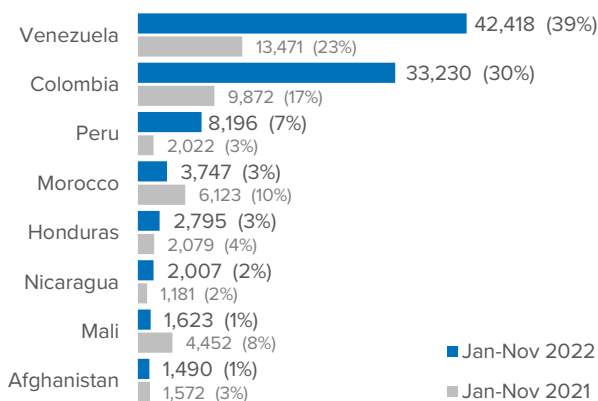
Number of asylum applications by gender/age²

Main provinces of asylum applications



Most common nationalities of asylum applicants

Asylum applications by place of submission



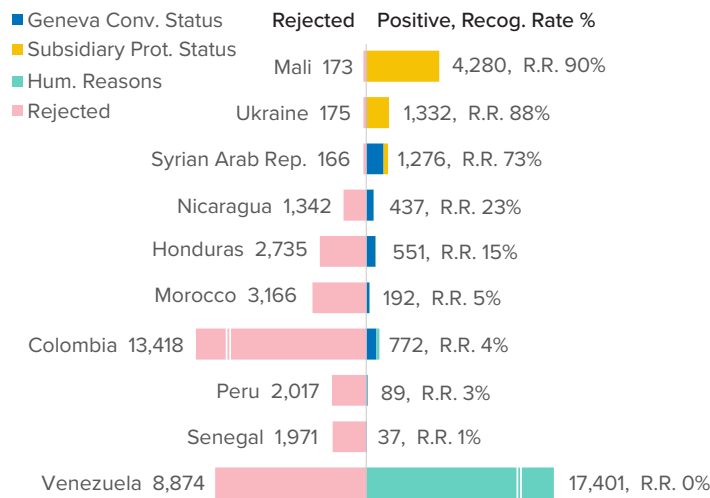
Asylum applications per month



Source: Unless otherwise indicated, provisional figures published by the Asylum and Refugee Office, Ministry of Interior, Spain.

¹Protection rate: Refugee status, subsidiary protection, and humanitarian reasons.

²Eurostat as of Nov 2022 ³CIE: Removal detention centre (In Spanish: *Centro de Internamiento de Extranjeros*, CIE)

Eligibility Commission proposals⁴: 80,619


SPAIN TEMPORARY PROTECTION

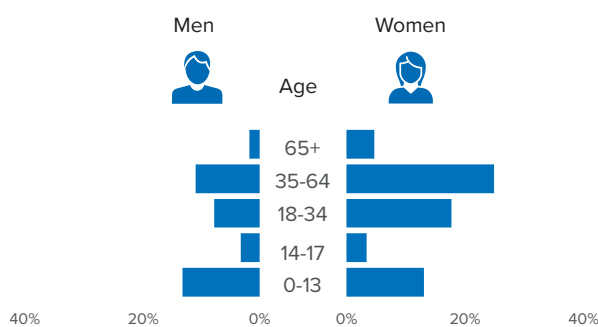
11 Mar - 30 Nov 2022

156,314

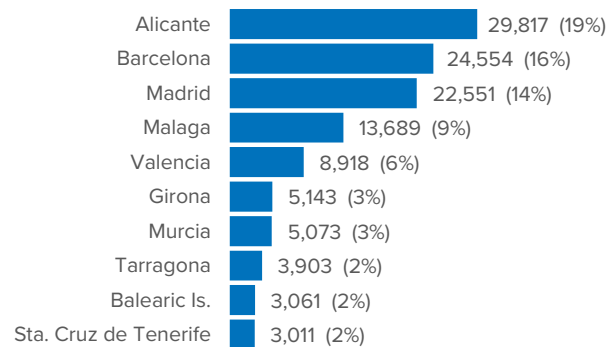
 Temporary Protection app.⁵

 98% Ukrainians
 2% Third country nationals

Number of temporary protection applications by gender/age



Main provinces of temporary protection applications


⁴Proposals by the Interministerial Eligibility Commission recommended to the Minister of Interior.

⁵Source: Ministry of Interior