MONTHLY POPULATION DASHBOARD

Refugees and Asylum-seekers in South Sudan

as of 31 Dec 2022

KEY FIGURES

65,788 (Households) Refugees and Asylum-seekers

310,520 (Individuals) Refugees and Asylum-seekers

64,225 Household (Refugees)

308,374 Individual (Refugees)

1,563 Household (Asylum-seekers)

2,146 Individuals (Asylum-seekers)

Refugee Population

Sudan	289,790 | 94.0%
DRC	10,944 | 3.5%
Ethiopia	4,288 | 1.4%
CAR	2,302 | 0.7%
Eritrea	766 | 0.2%
Burundi	279 | 0.1%
Others	5

Asylum-seeker Population

Eritrea	1,061 | 49.9%
Ethiopia	532 | 24.8%
Burundi	520 | 24.2%
Somalia	10 | 0.5%
DRC	8 | 0.4%
Sudan	7 | 0.3%
Others	8 | 0.4%

Population Distribution

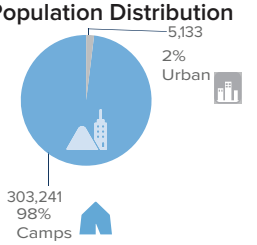

Refugees	99%
Asylum -seekers	1%

Demographics by age and gender breakdown

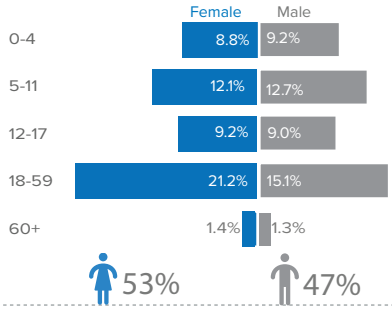

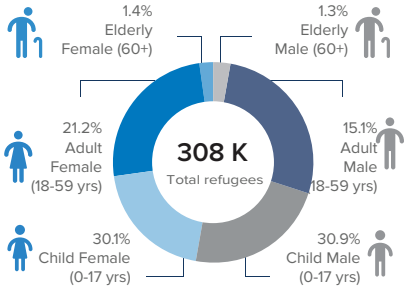

Refugees with specific needs

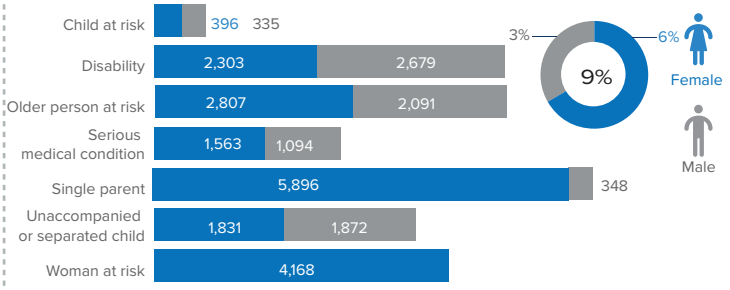

New Registrations in 2022

11,780 Newborns

7,145 New Arrivals

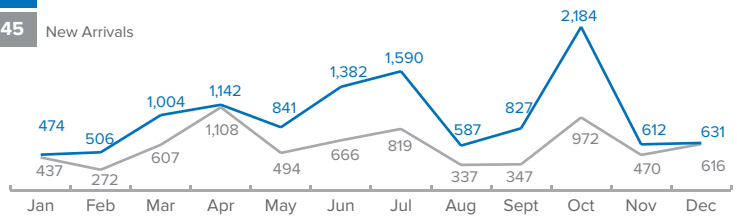

Yearly Population Trend

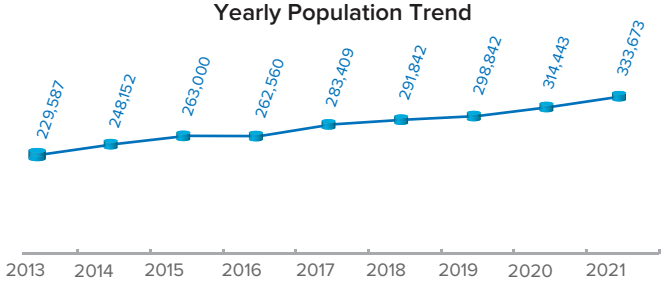

Refugees and Asylum-seekers Population in South Sudan

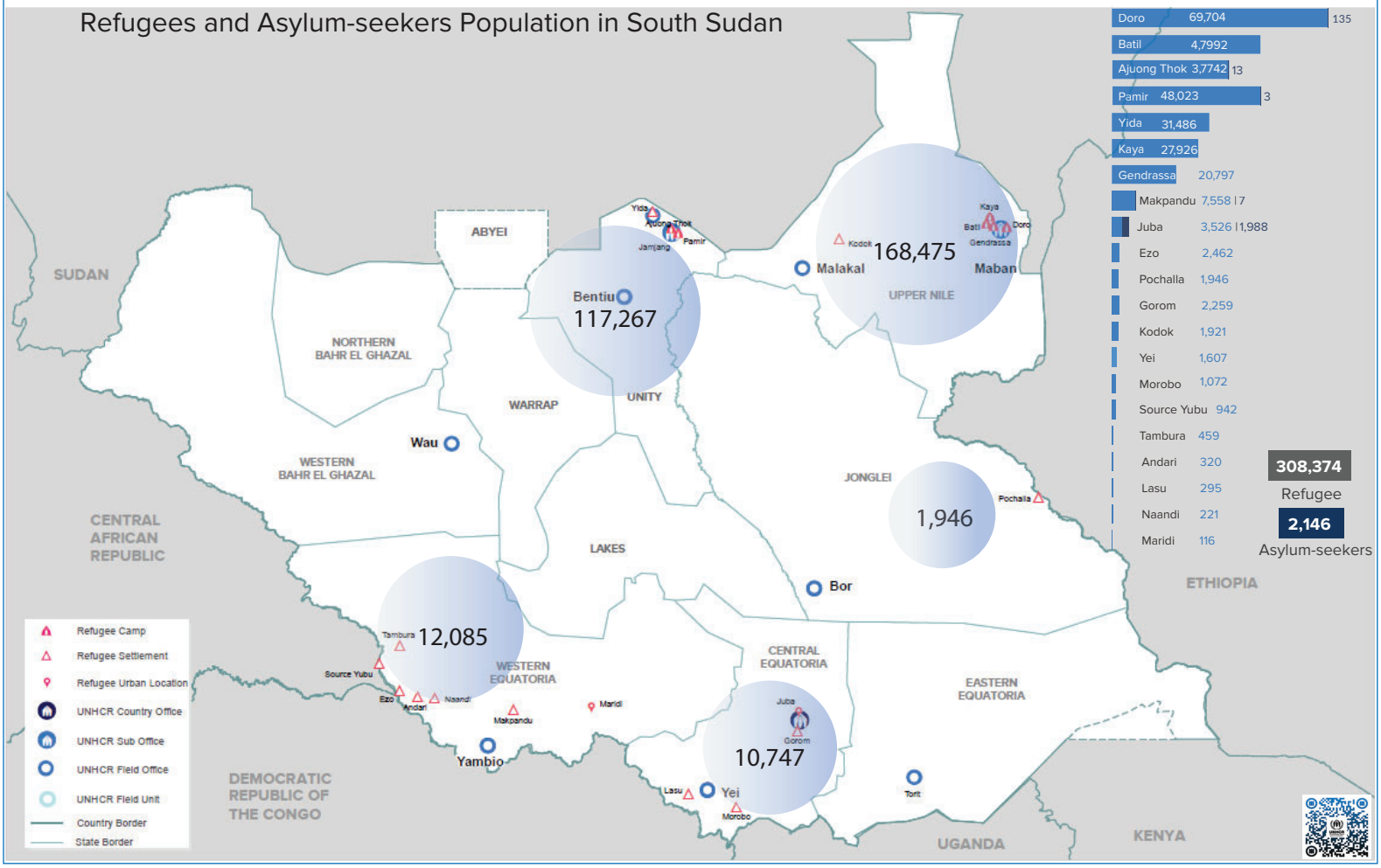

The boundaries and names shown and the designations used on this map do not imply official endorsement or acceptance by the United Nations. Final status of the Abyei area is not yet determined

Published: 10 January 2022

Source: © UNHCR, The UN Refugee Agency

Feedback: ssdjuodm@unhcr.org