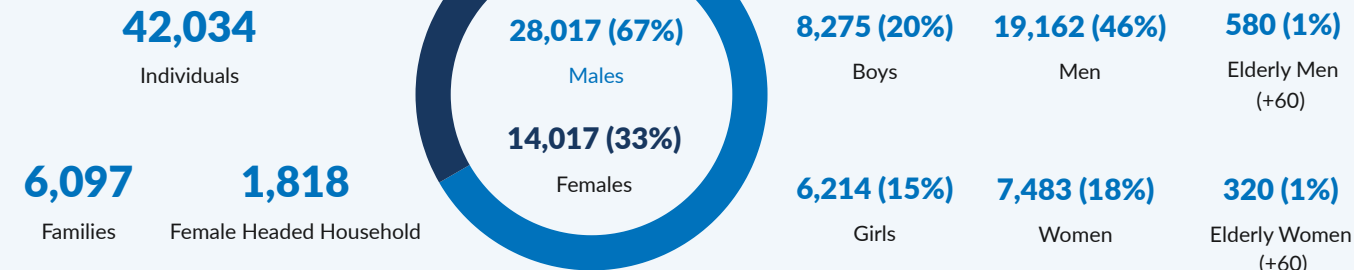


Status: Urban or DC:

Gender: Mantika:

Key Figures



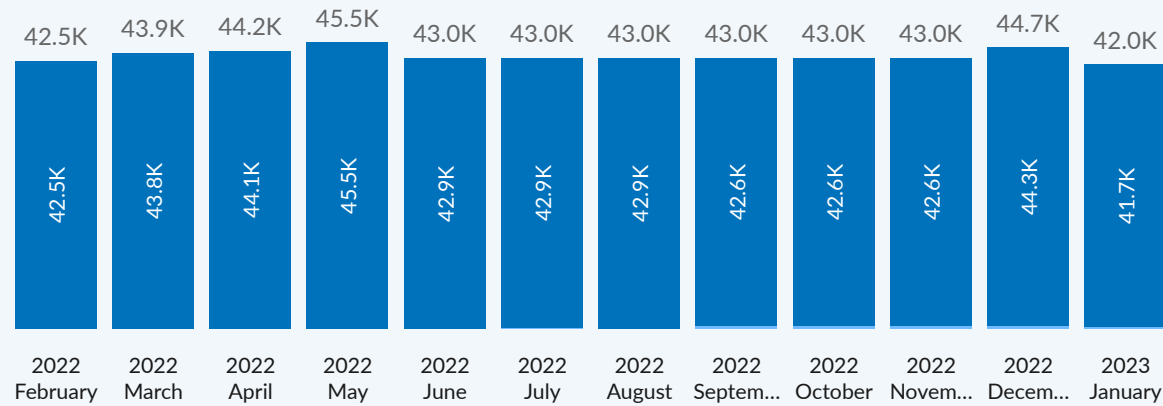
Place of Residence

Mantika	# of Individuals	% of Individuals
Tripoli	21,206	50.45%
Aljbara	7,981	18.99%
Misrata	3,516	8.36%
Unknown	2,560	6.09%
Azzawya	2,133	5.07%
Zwara	1,876	4.46%
Almargeb	1,141	2.71%
Benghazi	492	1.17%
Al Jabal Al Gharbi	382	0.91%
Sebha	132	0.31%
Al Jabal Al Akhdar	117	0.28%
Sirt	79	0.19%
Wadi Ashshati	76	0.18%
Nalut	68	0.16%
Tobruk	58	0.14%
Almarj	53	0.13%
Murzuq	48	0.11%
Ejdabia	42	0.10%
Derna	23	0.05%
Ubari	23	0.05%
Aljufra	16	0.04%
Alkufra	12	0.03%

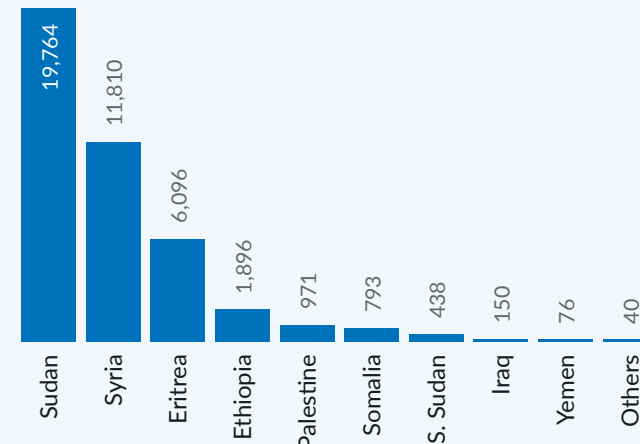
Refugee trends

Location ● DC ● Urban

New Registration / Closure



Country of Origin



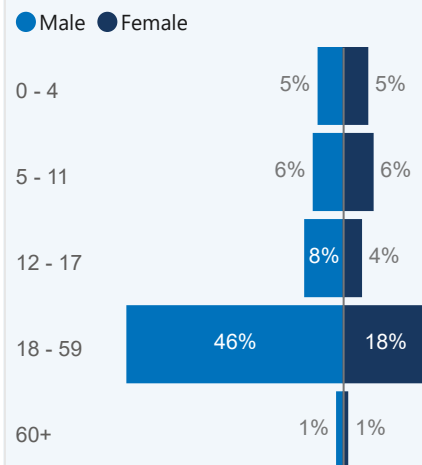
Specific Needs Categories

Categories	Individuals	% Value
Woman at risk	1,697	4.04%
Unaccompanied or separated children	1,539	3.66%
Torture	1,413	3.36%
Specific legal/protection needs	24,633	58.60%
Single parent or caregiver	575	1.37%
Serious medical condition	6,392	15.21%
Older person at risk	176	0.42%
Family unity	639	1.52%
Disability	567	1.35%
Child at risk	3,572	8.50%
_Total	28,671	68.21%

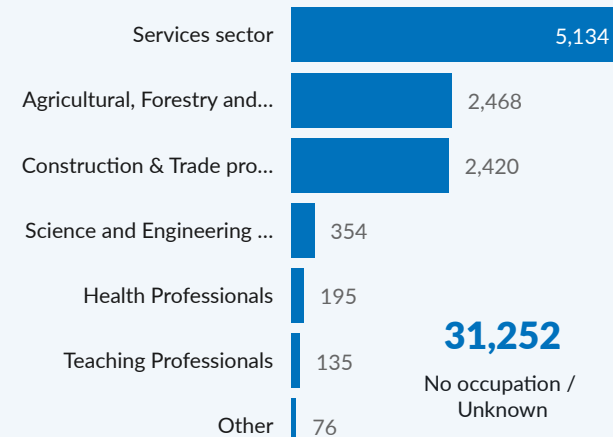
9,567

with Multiple SPN Categories

Demographics



Occupation in the country of origin



* data contains only adult population

Education level in the country of origin

● High School ● Primary ● Technical ● University

