



UNHCR Burundi Operations Overview

January 2023

TOTAL POPULATION
(thousand)

303.7

84.9

refugees in camps and
urban areas

2.6

asylum seekers

207.9

assisted returnees

7.6

internally displaced
persons

0.7

persons at risk of
statelessness

Statistics as of 31 January
2023 or latest available

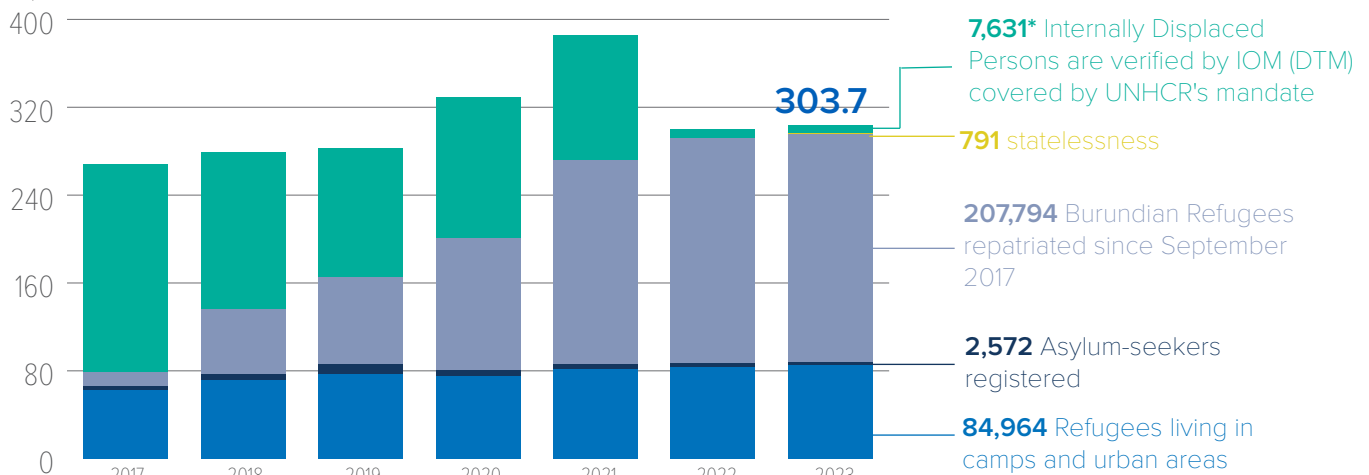


OPERATION OVERVIEW

While the number of people for whom UNHCR has been entrusted with a responsibility by the international community to protect and assist in Burundi continues to increase, the UN Refugee Agency continues to face an unprecedented funding gap. As of 31 January 2023, there were **303,7** persons in need of life-saving aid, while the funding levels stood at only **38%**.

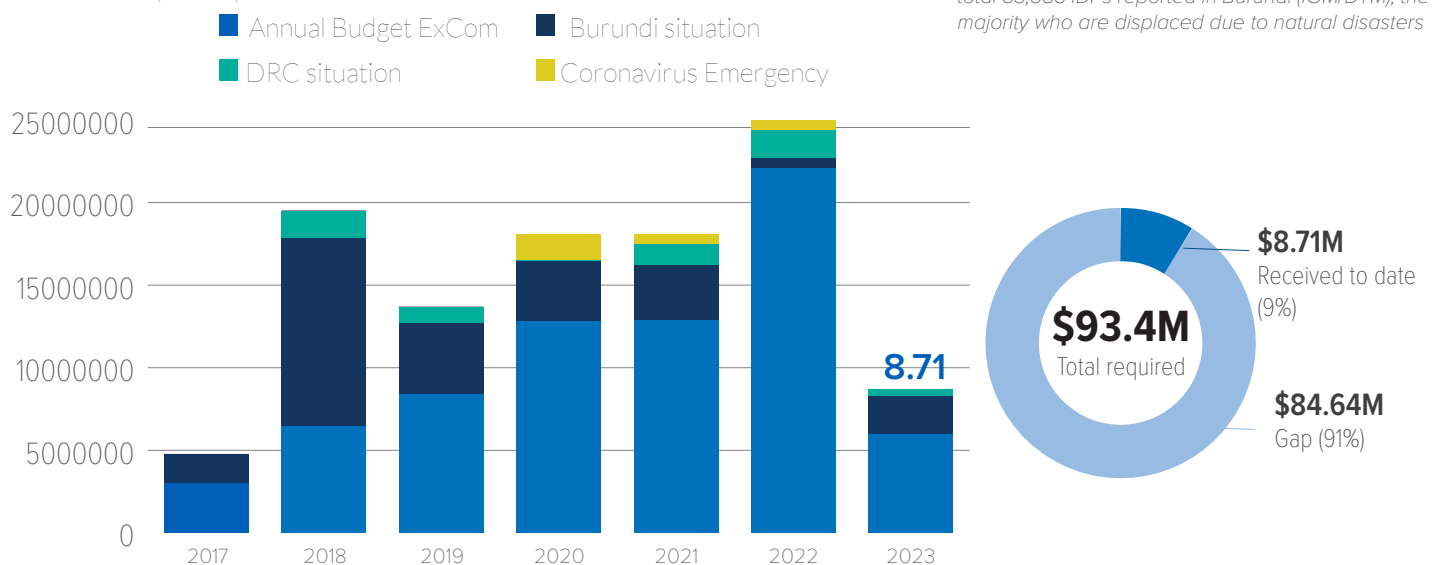
PEOPLE OF CONCERN

People number (thousand)



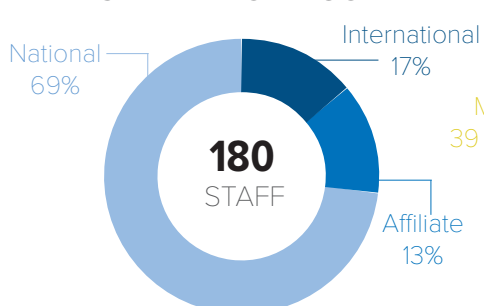
FUNDING

Funded (million)

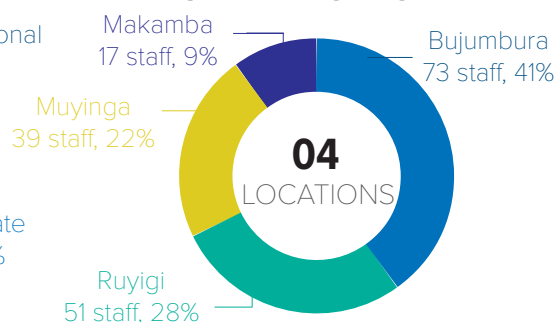


STAFFING

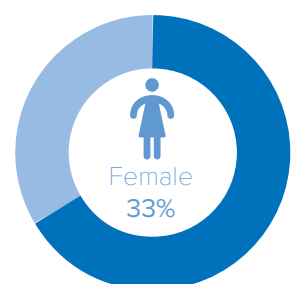
STAFF BY CATEGORY



STAFF BY OFFICE



GENDER BREAKDOWN



Summary by Donor | 2017 - 2023 | 2024

Donateur	Funded						Prevision	
	2017	2018	2019	2020	2021	2022	2023	2024
African Development Bank	-	589,667	825,533	-	-	-	-	-
Belgium	696,428	156,814	-	-	-	-	-	-
Canada	-	-	-	-	-	261,643	130,822	-
Central Emergency Response Fund	-	2,527,999	150,092	-	1,200,231	-	-	-
China	-	-	-	-	14,761	-	-	-
ECHO	-	-	-	1,250,000	1,250,000	1,250,000	-	1,250,000
Emirates Red Crescent	-	-	-	230,000	-	-	-	-
European Union	-	-	-	1,209,429	1,483,671	4,109,415	2,390,141	-
France	434,311	580,720	200,000	284,414	293,083	-	-	-
Germany	-	-	-	-	1,242,246	2,713,349	-	-
Italy	-	-	-	-	-	-	-	-
Japan	-	1,500,000	-	-	627,809	-	2,400,000	-
Joint United Nations Programmes on HIV/AIDS	25,000	-	-	-	64,200	80,000	-	-
KOICA	-	-	-	-	-	450,000	-	2,300,000
Monaco	-	-	-	-	-	-	103,413	100,000
Priv. Donors France	-	-	-	-	-	746	-	-
Priv. Donors Hong Kong	-	-	-	-	-	191,000	-	-
Priv. Donors Italy	-	-	-	-	-	341,402	249,484	-
Priv. Donors MENA	-	-	-	-	-	-	-	-
Priv. Donors Netherlands	-	-	-	-	-	-	-	-
Priv. Donors Switzerland	-	-	-	-	-	439	-	-
Priv. Donors Thailand	-	31,846	-	-	-	-	-	-
Republic of Korea	-	200,000	100,000	-	-	450,000	2,000,000	-
Sweden	583,363	1,539,978	827,267	-	-	-	-	-
United Kingdom of Great Britain and Northern Ireland	-	-	522,104	519,519	-	54	-	-
United Nations Great Lakes Regions Cross-Border Fund	-	169,359	-	-	-	-	-	-
United Nations Peacebuilding Fund	-	933,333	466,667	-	-	-	-	-
United States of America	3,000,000	11,223,930	10,142,000	15,558,850	11,915,753	16,196,566	-	-
UNO-Fluechtlingshilfe	-	-	-	-	-	413,039	-	-
World Diabetes Foundation	-	-	-	-	-	1,718,910	1,672,549	500,000
World Food Programme	-	23,891	423,573	17,482	-	-	-	-
Sub-Total	4,739,102	19,477,537	13,657,236	19,069,694	18,091,754	28,176,564	8,946,409	4,150,000
Indicative allocation of funds and adjustments						2,567,355	- 233,976	
Grand Total						30,743,919	8,712,433	4,150,000

OPERATION OVERVIEW

Donor and country contributions | 2022 - 2023



Co-funded by
European Union



WORLD **DIABETES** FOUNDATION



UNAIDS



Korea International
Cooperation Agency

Implementing partners | 2022 - 2023

Partners name	Partner type	Projet title	Pillar/area of intervention
COMMISSION NATIONALE INDEPENDANTE DES DROITS DE L'HOMME	GOVT	Coordination des activités de protection des Personnes Déplacées Internes, Rapatriées	Pillar 4 - IDP Project
INTERNATIONAL RESCUE COMMITTEE, Inc	INTLNGO	Assistance aux PBS et Logistique (Gestion du carburant et Garage)	Pillar 1,3 - Refugee Programme and Reintegration Project
CED - CARITAS BURUNDI	LOCALNGO	Distribution des vivres et non vivres dans les camps et aux rapatriés de l'Est	Pillar 1,3 - Refugee Programme and Reintegration Project
MINISTERE DE L'INTERIEUR, DU DEVELOPPEMENT COMMUNAUTAIRE ET DE LA SECURITE PUBLIQUE	GOVT	Accueil et Accompagnement des Rapatriés	Pillar 3 - Reintegration Project
CONSEIL POUR EDUCATION AND DEVELOPMENT, BURUNDI	LOCALNGO	Assistance camps de réfugiés en abris, infrastructures, WASH et énergie/ construction centre Covid19	Pillar 1,3 - Refugee Programme and Reintegration Project
OFFICE NATIONAL DE PROTECTION DES REFUGIES ET APATRIDES	GOVT	Accueil, Enregistrement, Documentation, DSR, Administration et Gestion des camps des réfugiés	Pillar 1,2 - Refugee and Stateless Programme
RET INTERNTIONAL	INTLNGO	Appui à l'autonomisation des réfugiés dans les camps et bourses d'études universitaires réf./rap.	Pillar 1,3 - Refugee Programme and Reintegration Project
COMMISSION EPISCOPALE JUSTICE ET PAIX	LOCALNGO	Monitoring de protection des rapatriés Burundais	Pillar 3 - Reintegration Project
STICHTING RED EEN KING (Help a Child)	INTLNGO	Distribution vivres/non vivres aux Réfugiés des camps Musasa et Kinama, aux Rapatriés et aux IDPs	Pillar 1,3,4 - Refugee Programme and Reintegration and IDP Project
WE WORLD - G.V.C. Organizzazione Non lucrativa di Utilità Sociale	INTLNGO	Assistance santé/nutrition aux Réfugiés, screening et assistance médicale aux Rapatriés dans les CTs	Pillar 1,3 - Refugee Programme and Reintegration Project
ICIRORE C'AMAHORO	LOCALNGO	Assistance Legale pour les Réfugiés dans les camps et en milieu urbain et les Rapatriés.	Pillar 1,3 - Refugee Programme and Reintegration Project
SAVE THE CHILDREN INTERNATIONAL	INTLNGO	Prévention des GBV et PE pour les réfugiés dans les camps et en milieu urbain et Monitoring de Prot.	Pillar 1 - Refugee Programme
JESUIT REFUGEE SERVICE	INTLNGO	Appui à l'Education des Réfugiés dans les camps et en Milieu Urbain	Pillar 1 - Refugee Programme
AFRICAN INITIATIVE FOR RELIEF AND DEVELOPMENT	INTLNGO	Assistance en abris et NFIs et Appui logistique aux opérations du HCR au Burundi	Pillar 1,3 - Refugee Programme and Reintegration Project
WORLD VISION INTERNATIONAL	INTLNGO	Soutien des rapatriés dans les domaines WASH, PBS, SGBV, Child Protection, Education	Pillar 3 - Reintegration Project
MINISTERE DE LA SANTE PUBLIQUE ET DE LA LUTTE CONTRE LE SIDA DE LA REPUBLIQUE DU BDI	GOVT	Depistage COVID-19 des Rapatriés dans les centres de transit	Pillar 3 - Reintegration Project

Key figures


87,536

Refugees and
asylum seekers

84,964

Refugees

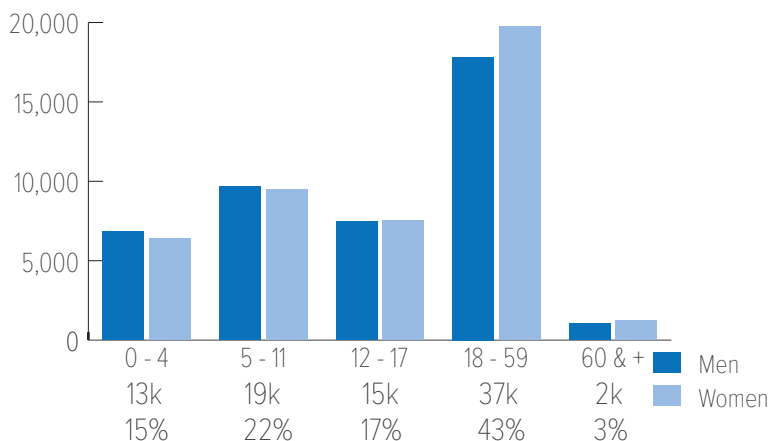
2,572*

Asylum seekers


63,977**

registered by
BIMS

Breakdown of refugees and asylum seekers by gender and age


27%
Boys
below 18 years

27%
Girls
below 18 years

21%
Men
over 18 years

22%
Women
over 18 years

3%
are elderly

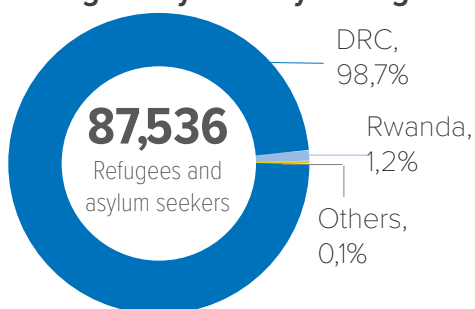
Refugees by location type

Location	Number	Percentage
Urban	31,801	37%
Kavumu	17,683	20%
Nyankanda	11,052	13%
Bwagiriza	10,028	11%
Musasa	9,189	10%
Kinama	7,783	9%
Grand Total	87,536	


31,801
Urban

55,735
in the
camps

Refugees by country of origin


87,536

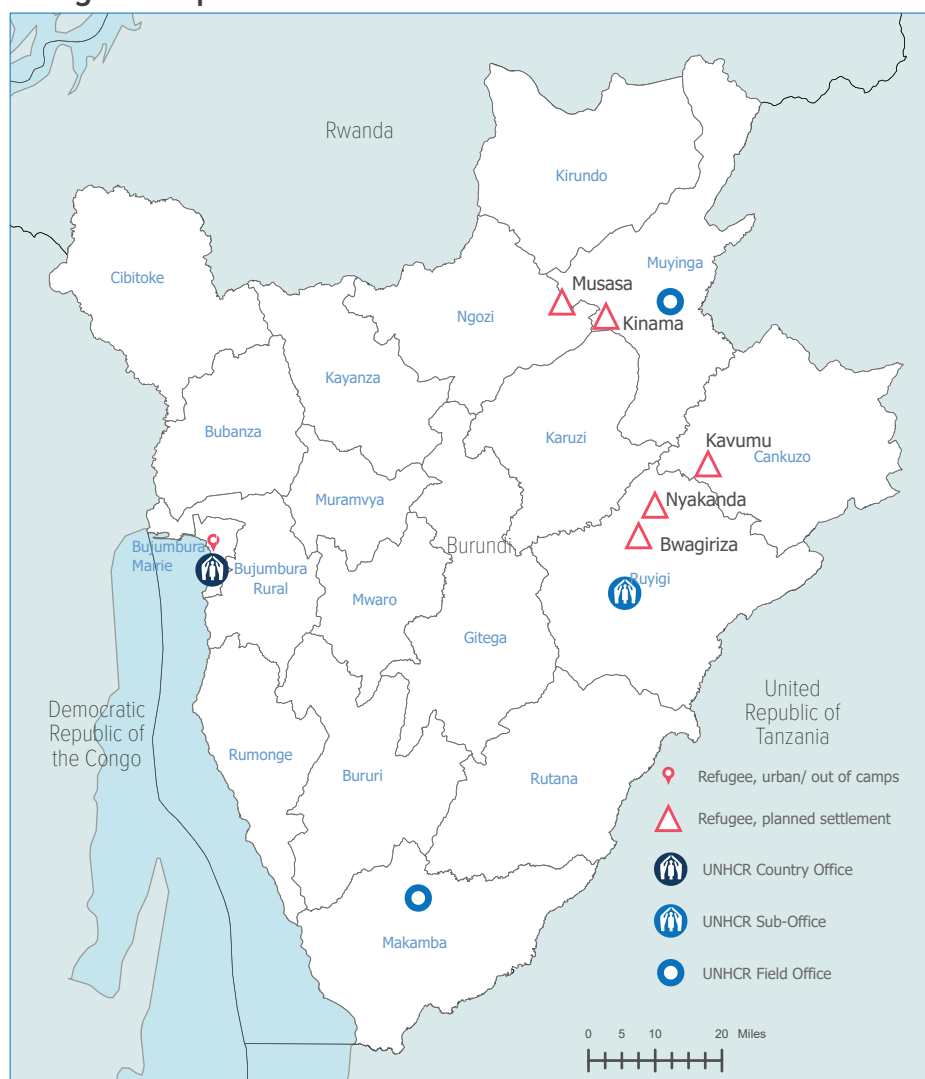
Refugees and
asylum seekers

Donor and country contributions


Co-funded by
European Union


WORLD DIABETES FOUNDATION

Refugee camps and urban areas



The boundaries and names shown and the designations used on this map do not imply official endorsement or acceptance by the United Nations.

* They are mainly in urban areas.

** More than 3/4 of the people who are not fingerprinted are children under the age of 5 (as this is not a requirement).

HIGHLIGHTS

UNHCR and partners have been facilitating the voluntary repatriation of Burundian refugees since 2017. These refugees have been returning after making free and informed decisions. More than 205,000 Burundian refugees had been recorded as having returned by the end of January 2023. Majority of them are from Tanzania, followed by Rwanda, the Democratic Republic of the Congo, Kenya and other countries in the region. These returns take place under the framework of the Tripartite Agreements between the Government of Burundi, the Governments of countries of asylum, and UNHCR, with all parties having committed to respect the voluntary nature of these returns.

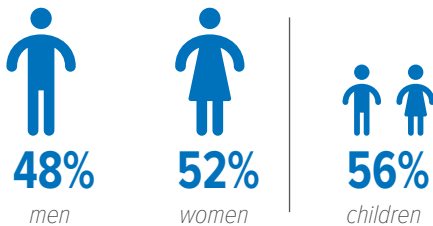
Key figures


207,794
 since 2017

233
 in 2023 (3 convoys and flights)


614
 convoys and flights (since 2017)

Breakdown by gender and age



Returnees by country of asylum

Countries of asylum	2023	Since 2017
Tanzania	233	145,520
Rwanda		31,801
D. R. Congo		12,893
Kenya		3,081
Uganda		14,200
Mozambique		159
Others		140
TOTAL	233	207,794

Reintegration package (for 3 months)

Non-Food Items

Basic NFI (kitchen set, soap, blankets, loincloths for women, jerrycans, buckets, mosquito nets, plastic mat, plastic sheet, flannel, travel bag, ...) provided by UNHCR.

Food assistance

Food rations for 3 months provided by WFP (beans, oil, corn flour, salt).

Cash grant

Cash assistance provided by UNHCR through mobile cash. The equivalent of 150 USD (277,000 FBU) per adult and of 75 USD (138,500 FBU) per minor.

Secondary trans.

The returnees are transported to their return commune then the returnee covers transport to the hills.

Note that the cash grant in 2017 was 75 USD for an adult and 40 USD for a minor. In 2020, it was increased to 150 USD for an adult and 75 USD for a minor.

Donor and country contributions



Co-funded by
European Union

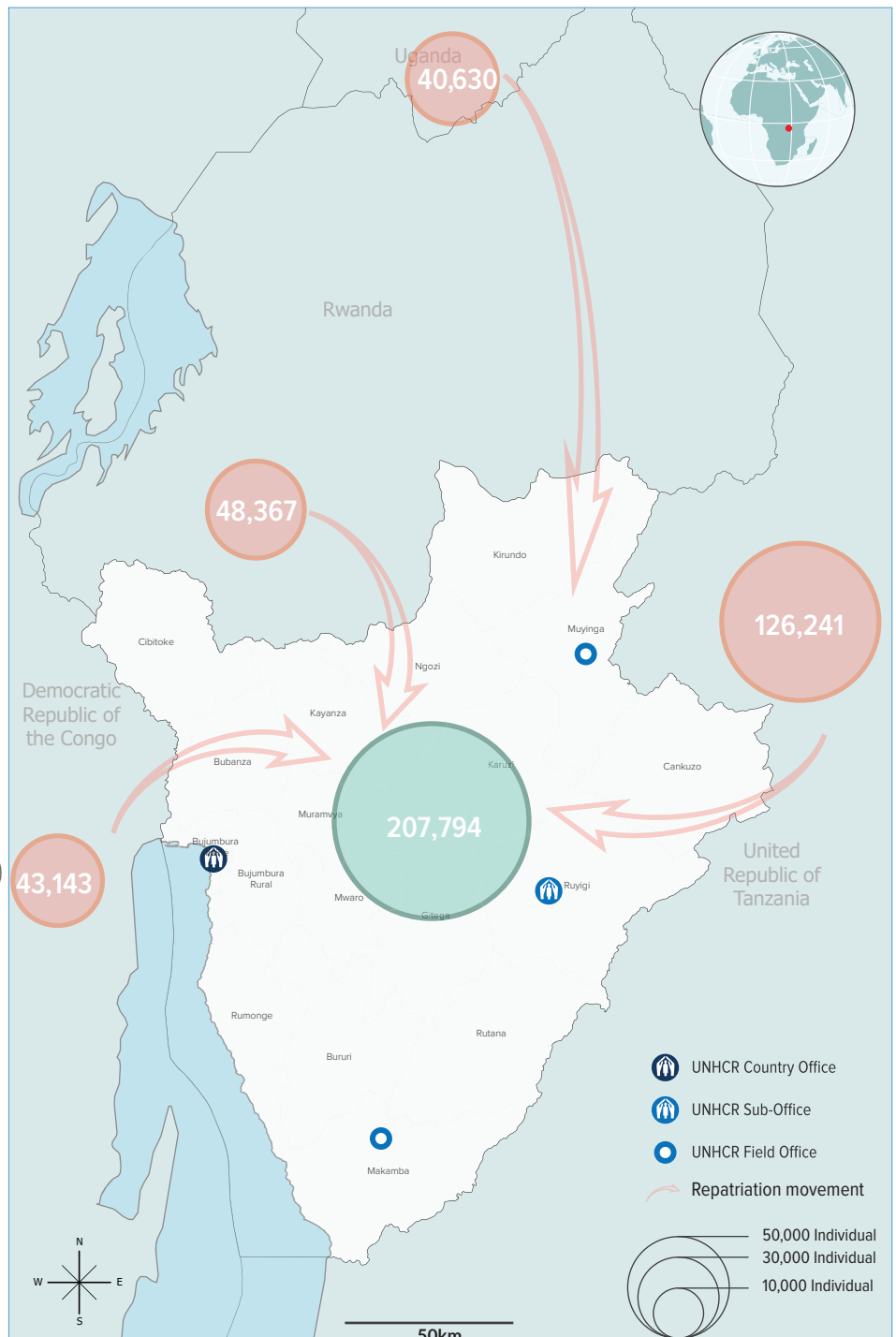


WORLD DIABETES FOUNDATION



KOICA
 Korea International
 Cooperation Agency

Burundian refugees in the region



The boundaries and names shown and the designations used on this map do not imply official endorsement or acceptance by the United Nations.

Context

UNHCR processes resettlement cases from three locations (Bujumbura, Muyinga and Ruyigi) in Burundi. The initial quota allocation for Burundi was 4,100; of which 4,000 were for the USA and 100 for Canada, out of the 18,500 refugees identified as needing resettlement to Burundi in 2022. By the end of the year, a total of 4,264 refugees, representing 100.04%, had been submitted for resettlement consideration in 2022, while 1,298 had departed for the USA, Canada, Australia, Sweden, Norway and France in 2022.

In accordance with the objectives of the Global Compact for Refugees (GCR), Burundi continues efforts to broaden refugee access to solutions in third countries, by seeking complementary pathways, such as family reunification, humanitarian corridors, education and labour mobility programs.

Submission target
4,100

Referral
3,851

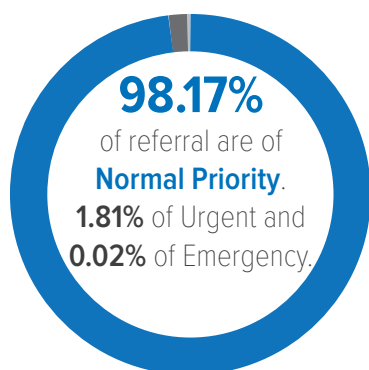
Submission
4,264

Departures
1,298*

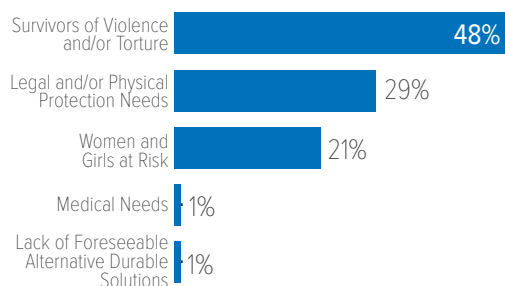
Submission indicator



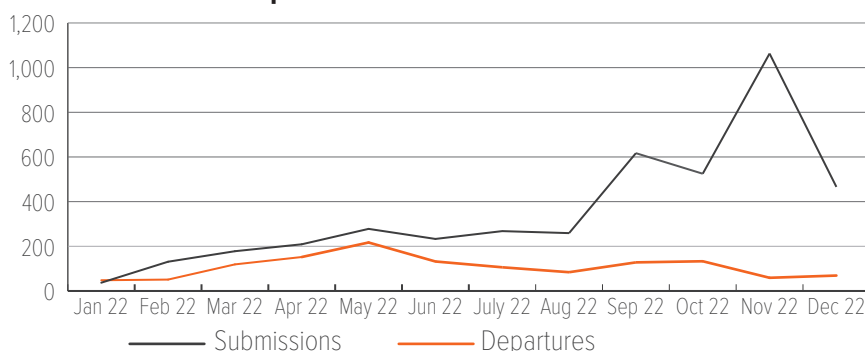
Submission priority



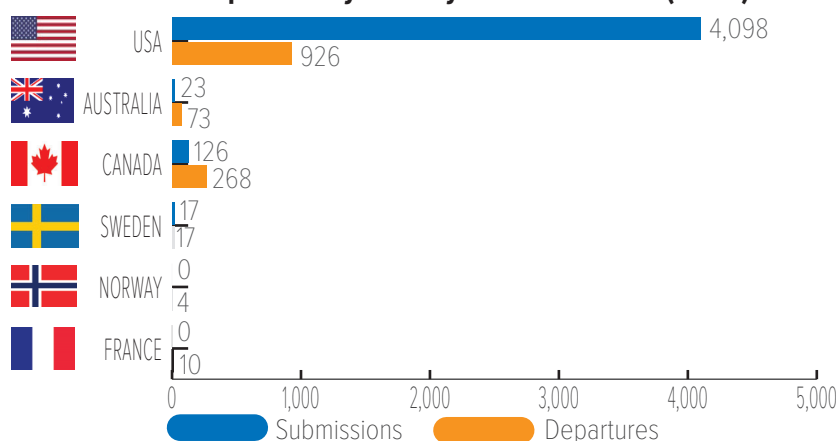
Submission criteria



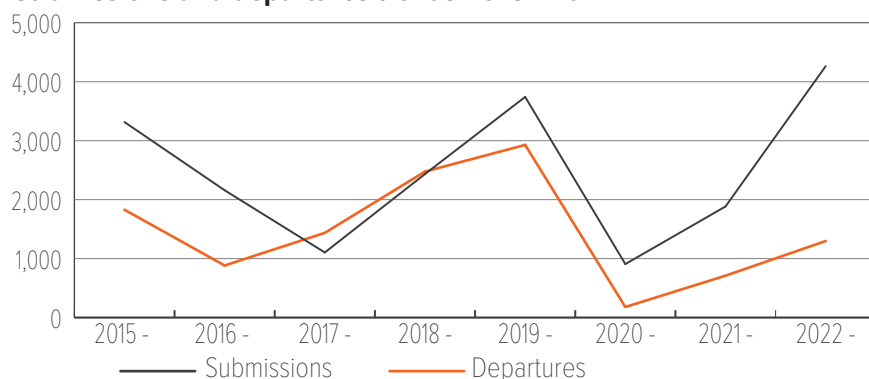
Submissions and departures trends



Submission and departure by country of resettlement (2022)



Submissions and departures trends 2015 - 2022



* 1,276 Congolese, 19 Burundian and 3 Rwandan.
 Of these people, 17 individuals were submitted this year.

Since 2017, UNHCR has supported the voluntary repatriation of over 200,000 returnees, including 65,000 in 2021 and 16,621 in 2022. Upon arrival of returnees in their areas of return, UNHCR and its partners conduct follow-up activities to review their level of reintegration. Monitoring data indicates a low capacity of returnees to access basic social services, which makes some refugees reluctant to return. Despite efforts by the Government of Burundi with support from humanitarian and development actors, access to housing, land, and employment remains a major challenge. For example, over 70 percent of returnees are not satisfied with their level of food security. Nevertheless, there have been improvements in the security and justice sectors (land dispute resolution) compared to previous years.

MEASURABLE RESULTS BY SECTOR



DONORS



UNHCR is providing international protection and solutions to the situation of returnees in Burundi, building on the ongoing consultations under the Global Compact for Refugees and the Platform for an Integrated Area Approach. The people of Burundi have suffered many years of crisis and community resilience has been further weakened as many people have limited access to basic services. In line with the changing context and progress made against the objectives and outcomes of the November 2022 high-level roundtable, UNHCR Burundi has put in place stronger mechanisms to provide solution services to returnees and local communities. This includes improving access to essential services to mitigate further displacement and build resilient communities through area-based programming, focusing on priority return and reintegration areas through inclusive engagement with various actors (e.g., UN agencies, development actors, the private sector, CSOs/CBOs, etc.) Within the overall framework of area-based programming for forced displacement and building resilient communities, the focus is on strengthening field engagement with these actors.

RESULTS AND ACHIEVEMENTS | 2021 - 2022



SHELTER, LAND AND PROPERTY

3,220 construction kits distributed in 6 of the largest communes hosting returnees, **150** houses constructed in Giteranyi (Muyinga) and **4,320** returnees and the local community assisted with rental support for three months.

1,599 households received land certificates to secure their property.



WATER, SANITATION AND HYGIENE

228 returnees assisted with latrines and **788** households benefited from a new constructed water system.



EDUCATION

5,111 returnees children (**2,560** girls and **2,551** boys) attended catch-up classes and returned to school.



LIVELIHOOD

1,787 returnees supported with the combination of financial and non-financial assets to rebuild their livelihoods.

Jesuit Refugee Services and HelpAge conducted a cross-border market assessment (Burundi and Tanzania) for an analysis of area-based economic opportunities for returnees and local communities.



SOCIAL COHENSION

2,700 returnees, **4,121** host community members benefitted from community dialogues and social cohesion activities.



CASH ASSISTANCE

\$2,135,000 of cash assistance disbursed to support reintegration (benefitting **19,141** returnees).

CHALLENGES AND UNMET NEEDS

PROTECTION/DOCUMENTATION



Access to civil documentation and justice for returnees is challenging due to the weak infrastructure and limited capacity of formal and informal justice mechanisms in Burundi.

HOUSING, LAND AND PROPERTY



Challenges remain for returnees to access housing and/or land. Limited supply of renewable household construction materials often impact the environment as well.

REBUILDING/LIVELIHOODS



There are gaps in support to reintegration and broader development efforts in the main areas of return, leading to low absorption capacities.

EDUCATION



Differences in the education systems provided in the countries of asylum cause children to drop out of school, due to educational challenges as well as administrative hurdles.