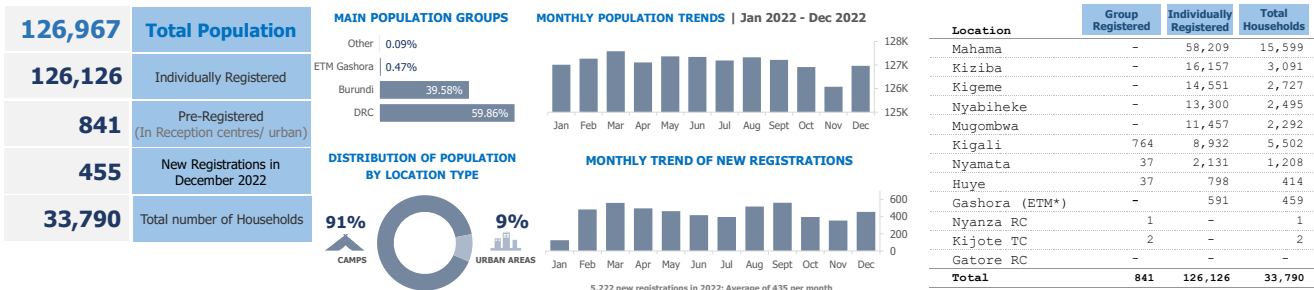
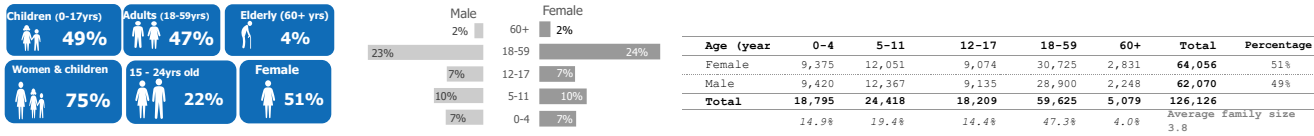


KEY POPULATION STATISTICS



DEMOGRAPHICS



COUNTRIES OF ORIGIN

Country of Origin	0 - 4 years		5 - 11 years		12 - 17 years		18 - 59 years		60+ years		Total
	F	M	F	M	F	M	F	M	F	M	
Afghanistan	-	-	-	-	-	-	1	2	-	-	3
Angola	1	-	2	-	-	-	4	1	1	-	9
Burundi**	4,048	4,029	4,428	4,649	2,814	2,915	10,452	14,658	728	695	49,416
Cameroon	-	-	-	-	1	1	2	3	-	-	7
Central African P	-	-	-	-	-	-	-	1	-	-	1
Chad*	-	-	-	-	-	1	1	4	-	-	6
DR Congo	5,292	5,360	7,607	7,697	6,234	6,175	20,069	13,920	2,102	1,548	76,004
Egypt	-	-	-	-	-	-	1	-	-	-	1
Eritrea*	15	12	2	3	16	13	113	167	-	-	341
Ethiopia*	3	3	1	-	1	-	25	13	-	2	48
Guinea*	-	-	2	-	1	-	1	1	-	-	5
Haiti	-	-	-	1	-	-	-	-	-	-	1
Kenya	-	-	-	-	-	-	-	1	-	-	1
Somalia*	2	4	1	2	3	8	11	9	-	1	41
South Sudan*	2	1	2	2	2	-	4	10	-	-	23
Sudan*	12	11	3	12	2	20	38	109	-	1	208
Syria	-	-	1	1	-	-	1	1	-	-	4
Tanzania	-	-	1	-	-	-	1	-	-	-	2
Uganda	-	-	1	-	-	-	-	-	-	1	2
Yemen	-	-	-	-	-	2	1	-	-	-	3
Total	9,375	9,420	12,051	12,367	9,074	9,135	30,725	28,900	2,831	2,248	126,126

* Includes ETM population

REFUGEES* FROM DEMOCRATIC REP. OF THE CONGO

Areas of origin	Count	Percentage
North Kivu	67,374	88.6%
South Kivu	6,409	8.4%
Haut-Katanga	1,245	1.6%
Ituri	121	0.2%
Maniema	149	0.2%
Kasai Orient	22	0.0%
Mai-Ndombe	11	0.0%
Equateur	7	0.0%
Kongo Centra	2	0.0%
Other	664	0.9%
Total	76,004	

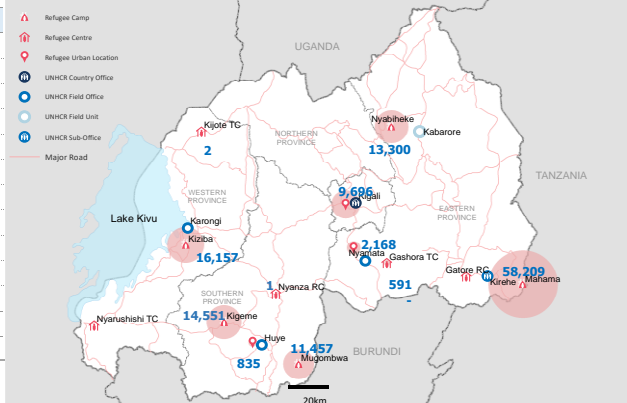
* Includes asylum-seekers

REFUGEES* FROM BURUNDI

Areas of origin	Count	Percentage
Kirundo	25,061	50.7%
Bujumbura Mairie	11,544	23.4%
Muyinga	4,732	9.6%
Ngozi	2,042	4.1%
Karuzi	1,104	2.2%
Cibitoke	511	1.0%
Kayanza	705	1.4%
Ruyigi	444	0.9%
Gitega	445	0.9%
Bubanza	268	0.5%
Other	2,560	5.2%
Total	49,416	

* Includes asylum-seekers

POPULATION DISTRIBUTION BY LOCATION IN RWANDA

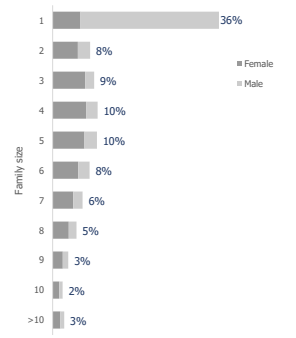


SPECIFIC PROTECTION NEEDS

Specific Need	Count	Percentage
Child at risk	409	1.8%
Disability	4,269	19.2%
Family unity	429	1.9%
Older person at risk	1,813	8.1%
Serious medical condition	7,057	31.7%
SGBV	1,559	7.0%
Single parent	2,277	10.2%
LPPN	816	3.7%
Torture	778	3.5%
UASC	873	3.9%
Woman at risk	1,982	8.9%
Total	22,262	

An individual may have more than one specific need

FAMILY SIZE BREAKDOWN



Percentage represents proportion of family sizes to the total number of households

ETM BREAKDOWN BY COO AND GENDER

Country of Origin (ETM)	Female	Male	Total
Cameroon	0	0	0
Chad	0	1	1
Eritrea	128	175	303
Ethiopia	27	10	37
Guinea	4	0	4
Somalia	14	18	32
South Sudan	4	4	8
Sudan	55	151	206
Total	232	359	591

**Total number of Burundians is the individually registered plus the group registered (49416 + 841 = 50257)
 There are 789 Rwandan dependents of registered refugees. They are not included in the above breakdowns.
 For More Information: <https://data2.unhcr.org/en/country/rwa/>
 Contact: rwakireg@unhcr.org
 * ETM : Emergency Transit Mechanism