

**Legal Status**

**Urban or DC**

**Gender**

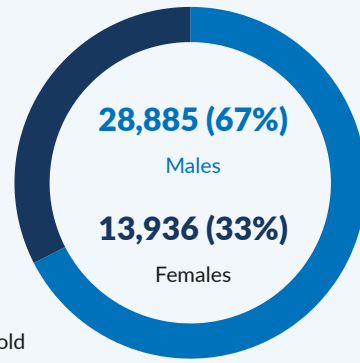
**Mantika**

### Key Figures

**42,821**  
Individuals

**6,156**  
Families

**1,851**  
Female Headed Household



**8,295 (19%)**  
Boys

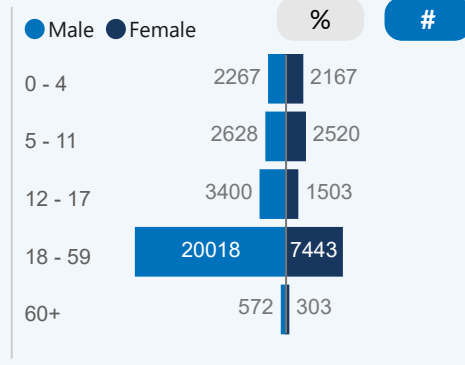
**20,018 (47%)**  
Men

**572 (1%)**  
Elderly Men (+60)

**6,190 (14%)**  
Girls

**7,443 (17%)**  
Women

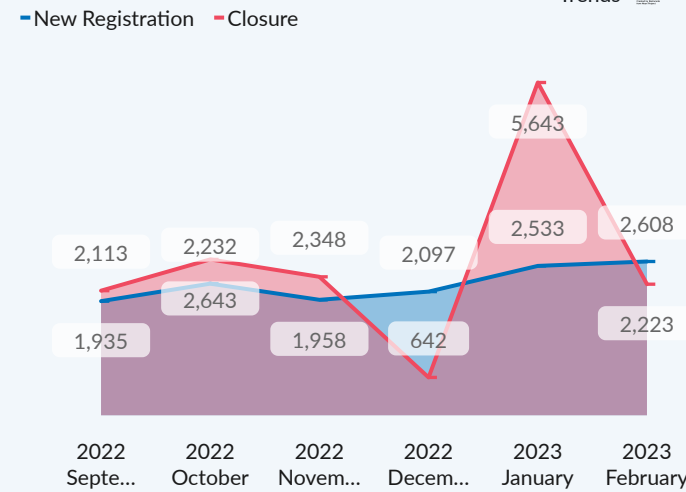
**303 (1%)**  
Elderly Women (+60)



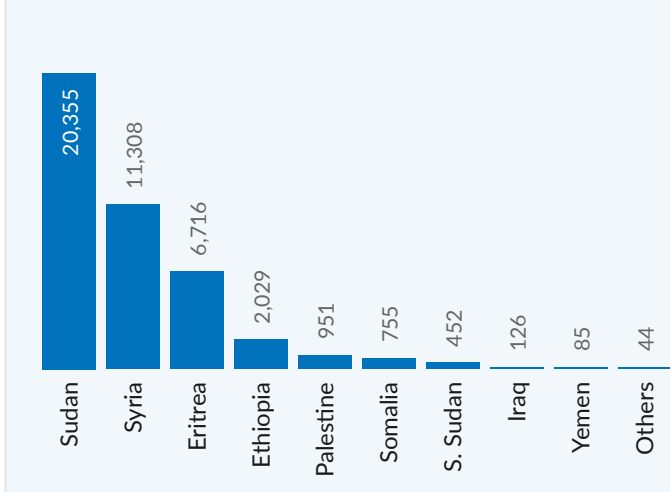
### Place of Residence

Mantika	# of Individuals	% of Individuals
Tripoli	21,588	50.41%
Aljfara	8,421	19.67%
Misrata	3,385	7.90%
Unknown	2,652	6.19%
Azzawya	2,212	5.17%
Zwara	1,816	4.24%
Almargeb	1,180	2.76%
Benghazi	445	1.04%
Al Jabal Al Gharbi	387	0.90%
Sebha	155	0.36%
Sirt	88	0.21%
Al Jabal Al Akhdar	86	0.20%
Wadi Ashshati	84	0.20%
Nalut	63	0.15%
Tobruk	59	0.14%
Ejdabia	44	0.10%
Murzuq	42	0.10%
Almarj	38	0.09%
Ubari	26	0.06%
Derna	23	0.05%
Aljufra	15	0.04%
Alkufra	12	0.03%

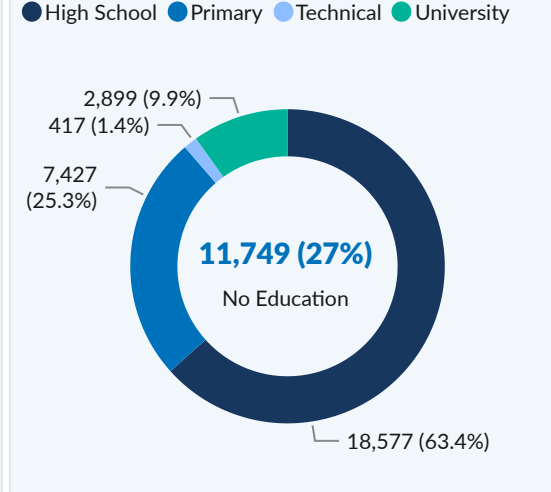
### New Registration / Closure



### Country of Origin



### Education level in the country of origin



### Specific Needs Categories

Categories	Individuals	% Value
Women at risk	1,705	3.98%
Unaccompanied or separated children	1,605	3.75%
Survivors of violence and/or torture	1,462	3.41%
Specific legal/protection needs	25,340	59.18%
Single parent or caregiver	581	1.36%
Serious medical condition	6,455	15.07%
Older person at risk	170	0.40%
Family unity	604	1.41%
Disability	581	1.36%
Child at risk	3,649	8.52%
_Total	29,381	68.61%

**9,746**

with Multiple SPN Categories

### Occupation in the country of origin

