

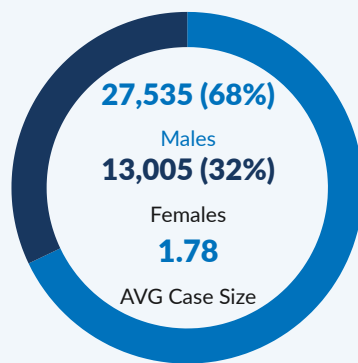
Legal Status: 
 Urban or DC:

Gender: 
 Mantika:

### Key Figures

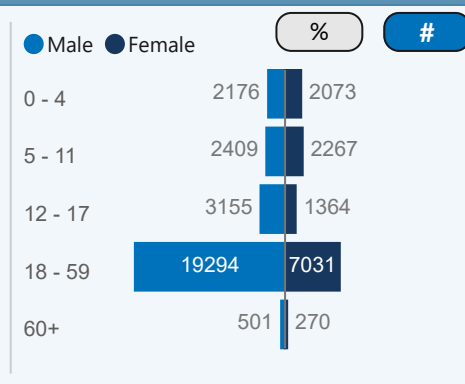
**40,540** Individuals  
**15,875 (39%)** Single Males  
**13,444 (33%)** Children

**22,795** Cases  
**1,172 (3%)** Single Females  
**771 (2%)** Elderlies



**7,740 (19%)** Boys  
**19,294 (48%)** Men  
**501 (1%)** Elderly Men (+60)

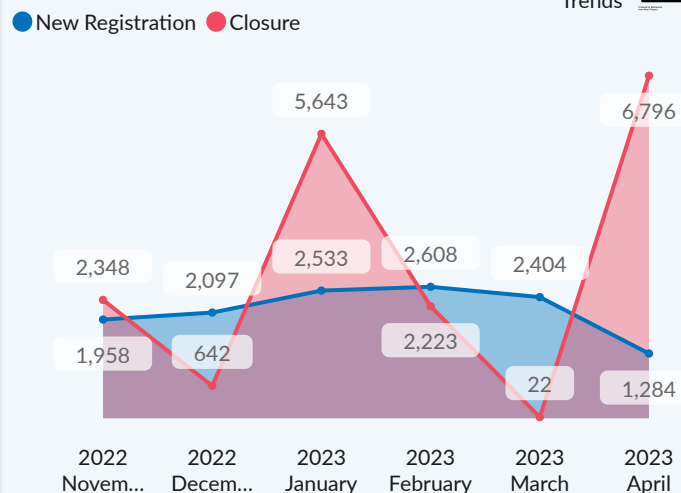
**5,704 (14%)** Girls  
**7,031 (17%)** Women  
**270 (1%)** Elderly Women (+60)



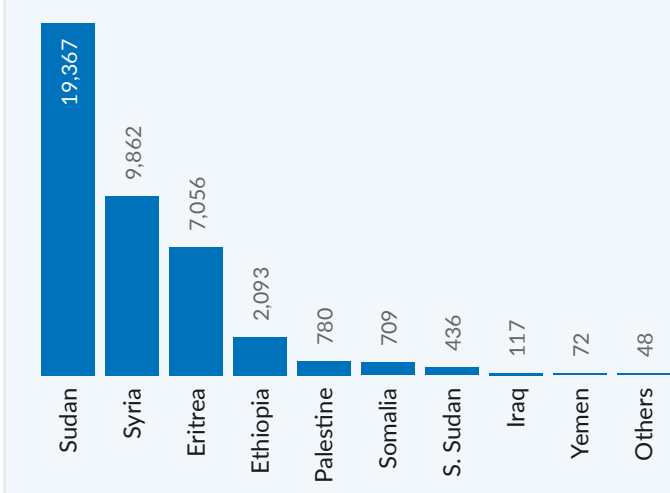
### Place of Residence

Mantika	# of Individuals	% of Individuals
Tripoli	20,471	50.50%
Aljbara	8,280	20.42%
Misrata	3,118	7.69%
Azzawya	2,239	5.52%
Other	1,989	4.91%
Zwara	1,680	4.14%
Almargeb	1,183	2.92%
Benghazi	518	1.28%
Al Jabal Al Gharbi	350	0.86%
Sebha	171	0.42%
Al Jabal Al Akhdar	75	0.19%
Sirt	73	0.18%
Wadi Ashshati	69	0.17%
Ejdabia	58	0.14%
Tobruk	57	0.14%
Nalut	47	0.12%
Almarj	46	0.11%
Murzuq	42	0.10%
Derna	27	0.07%
Ubari	25	0.06%
Alkufra	13	0.03%
Aljufra	9	0.02%

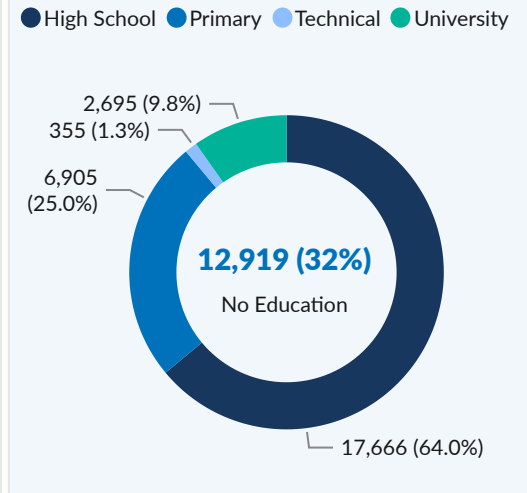
### New Registration / Closure



### Nationality



### Education level in the country of origin



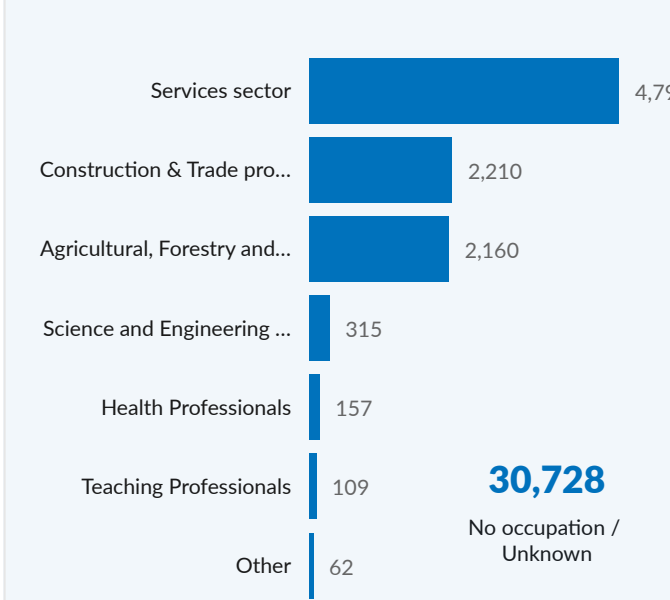
### Specific Needs Categories

Categories	Individuals	% Value
Women at risk	1,731	4.27%
Unaccompanied or separated children	1,863	4.60%
Survivors of violence and/or torture	1,468	3.62%
Specific legal/protection needs	24,829	61.25%
Single parent or caregiver	577	1.42%
Serious medical condition	5,967	14.72%
Older person at risk	166	0.41%
Family unity	564	1.39%
Disability	574	1.42%
Child at risk	3,816	9.41%
_Total	28,693	70.78%

**9,651**

with Multiple SPN Categories

### Occupation in the country of origin



\* data contains only adult population

