

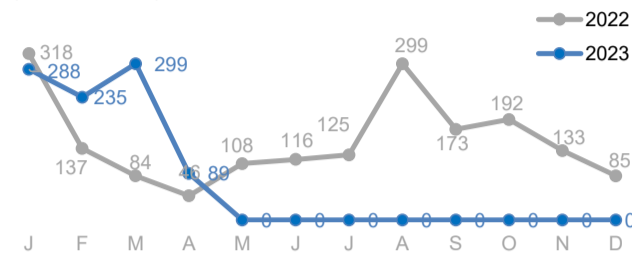
View the interactive dashboard here: <http://prmn-somalia.unhcr.org/>

TOTAL DISPLACEMENTS

89,000 in April
912,000 (Jan - Dec 2023)
1,816,000 (Jan - Dec 2022)

The UNHCR-led PRMN implemented in partnership with NRC reported 89,168 new internal displacements in the month of April 2023. Out of these, 16,000 were caused by floods, 4,000 were due to conflict or insecurity, 64,000 were related to drought and 8,000 were displaced due to other reasons

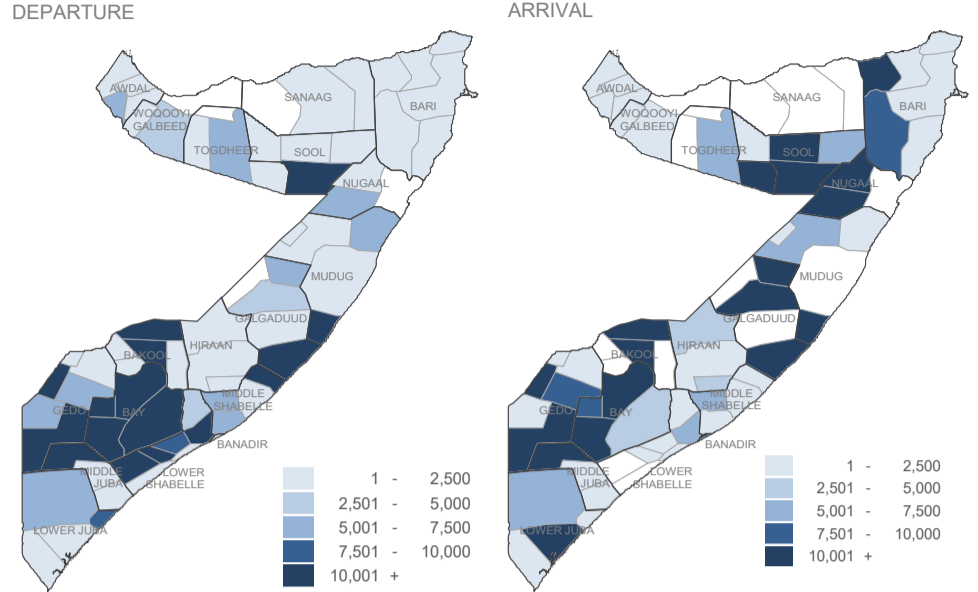
(in thousands)



BY REGION (Jan - Dec 2023)

DEP	ARR
Hiraan	4,130 6,240
Lower Shabelle	70,570 6,330
Middle Shabelle	34,840 11,510
Gedo	159,510 185,840
Bay	136,580 102,660
Bari	3,630 56,720
Lower Juba	15,530 19,530
Galgaduud	103,370 156,860
Mudug	90,670 32,140
Bakool	45,590 37,380
Sanaag	1,640 1,210
Middle Juba	20,620 25,430
Banadir	1,960 96,050
Awdal	6,730 2,860
Togdheer	7,950 41,440
Sool	199,310 40,370
Nugaal	5,760 88,280
Woq. Galbeed	3,590 1,120

BY DISTRICT (Jan - Dec 2023)

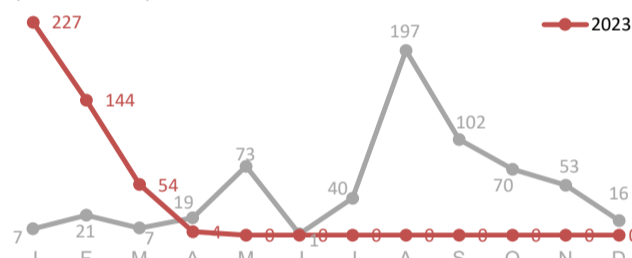


CONFLICT / INSECURITY DISPLACEMENTS

4,000 in April
433,000 (Jan - Dec 2023)
607,000 (Jan - Dec 2022)

Major displacements in April occurred in Sool (953) and Middle Juba (770) regions particularly due to military offensive activities.

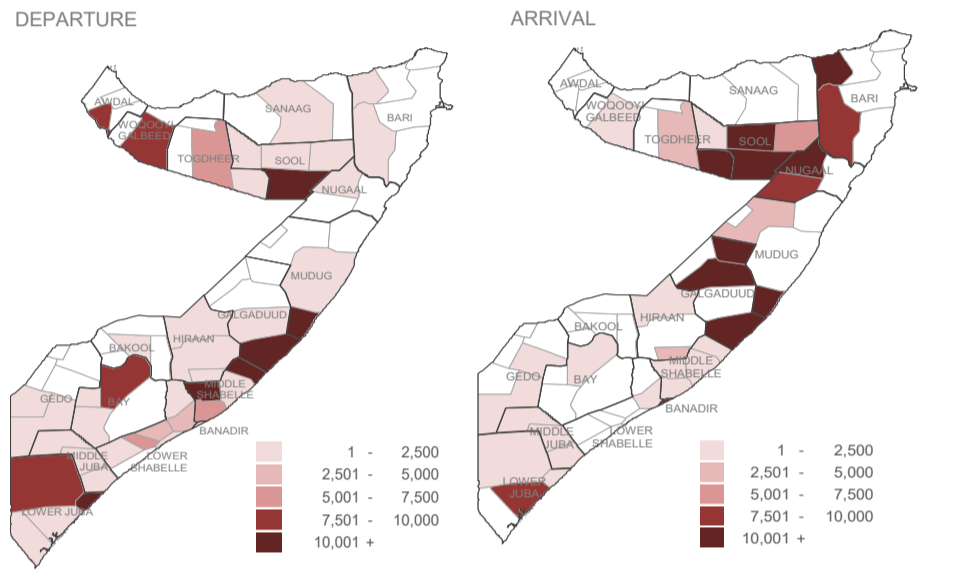
(in thousands)



BY REGION (Jan - Dec 2023)

DEP	ARR
Lower Shabelle	9,090 470
Bay	3,830 1,080
Galgaduud	94,810 148,310
Gedo	280 310
Bakool	10 0
Lower Juba	9,770 10,510
Sool	192,320 37,230
Sanaag	10 900
Middle Juba	1,130 240
Togdheer	3,560 37,520
Mudug	81,610 29,710
Banadir	250 34,480
Middle Shabelle	28,040 5,300
Hiraan	880 2,880
Bari	10 51,740
Nugaal	20 71,790
Awdal	3,860 0
Woq. Galbeed	0 560

BY DISTRICT (Jan - Dec 2023)

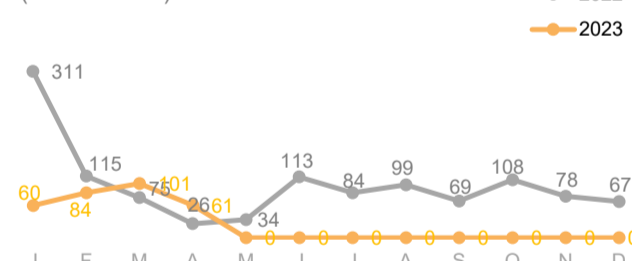


DROUGHT RELATED DISPLACEMENTS

61,000 in April
306,000 (Jan - Dec 2023)
1,179,000 (Jan - Dec 2022)

The highest displacements in April owing to drought were recorded in Bay (18,838), Gedo (18,043) Lower Shabelle (10,814) and Middle Juba (2,885) regions.

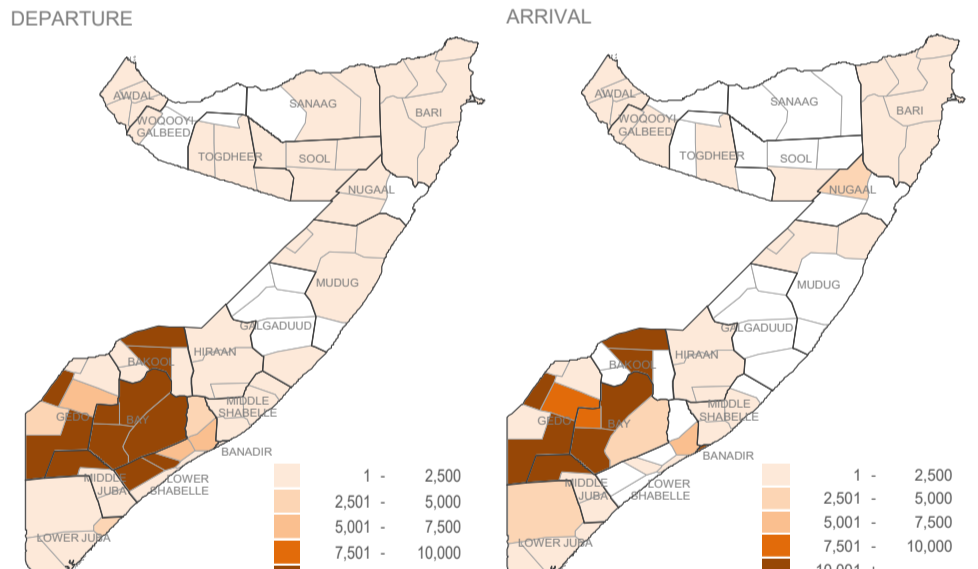
(in thousands)



BY REGION (Jan - Dec 2023)

DEP	ARR
Bay	108,210 77,910
Bari	2,970 4,460
Sanaag	1,420 310
Bakool	44,320 36,280
Awdal	1,740 1,740
Sool	2,800 120
Gedo	53,300 78,890
Lower Shabelle	61,280 5,660
Mudug	1,210 1,100
Togdheer	2,480 1,060
Hiraan	2,080 2,180
Nugaal	50 3,540
Lower Juba	5,100 8,310
Woq. Galbeed	30 540
Middle Juba	16,820 22,460
Banadir	40 59,890
Middle Shabelle	2,310 1,720
Galgaduud	10 0

BY DISTRICT (Jan - Dec 2023)

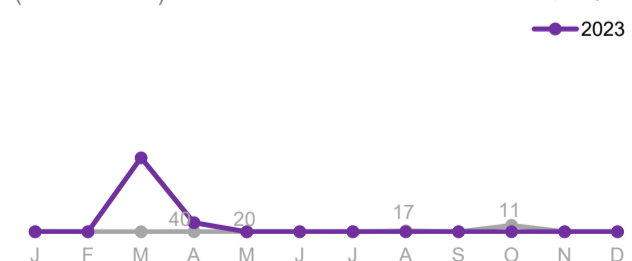


FLOOD DISPLACEMENTS

16,000 in April
149,000 (Jan - Dec 2023)
13,100 (Jan - Dec 2022)

The highest displacements in April owing to floods were recorded in Middle Shabelle (4,491) and Galgaduud (3,813) regions

(in thousands)



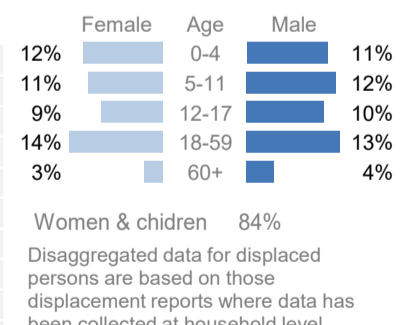
BY REGION (Jan - Dec 2023)

DEP	ARR
Hiraan	1,160 10
Lower Shabelle	190 0
Middle Shabelle	4,490 0
Gedo	97,920 0
Lower Juba	560 0
Bari	70 11,380
Mudug	1,310 0
Banadir	1,490 20
Middle Juba	2,380 0
Galgaduud	8,550 0
Bakool	0 0
Bay	22,340 0
Awdal	1,100 1,700
Sool	0 0
Woq. Galbeed	30 0
Sanaag	100 0
Togdheer	1,680 0
Nugaal	5,680 0

PRIORITY NEED ON ARRIVAL (February 2023 in %)

Region	Food	Water	Shelter	Health	Protection	Livelihood	Humanitarian Aid	Transport	Other
Awdal	18	1	1	79					
Bakool	100								
Banadir	25	1	2	72					
Bari	97			3					
Bay	98		2						
Galgaduud	93			6	1				
Hiraan	97		2	1					
Lower Juba	89	1	2	7	1				
Lower Shabelle	38		4	29	28				
Middle Juba	100								
Middle Shabelle	73	25	1						
Mudug	100								
Nugaal	84			16					
Sanaag				100					
Sool	24		76						
Togdheer	28		71						
Woq. Galbeed	33	15	2	50					

AGE & GENDER (2023)



NEED

Food	Protection
Water	Livelihood
Shelter	Humanitarian Aid
Health	Transport
Other	

About PRMN

The PRMN (Protection & Return Monitoring Network) is a UNHCR-led project which identifies and reports on displacements (including returns) of populations in Somalia. The network also identifies and reports on protection risks and incidents underlying such movements. Only figures collected by PRMN are reported above. Not all displacements in Somalia are captured. This dashboard should be read in conjunction with the Notes on PRMN Methodology (<https://data2.unhcr.org/en/documents/details/53888>) which outline the approach and certain limitations. The figures shown are for numbers of individuals and are based on interviews with key informants and/or displaced households at destination (unless otherwise noted). Further information and datasets available on request use contact below.



UNHCR is grateful for the generous contributions of donors who have directly contributed to the UNHCR Somalia operation in 2023

